

NUMBER: 80-14

DATE: 9/30/80

CIRCULATE TO:
SERVICE MANAGER
PARTS MANAGER
MECHANICS

- A. Power Trim Single Cylinder Repair Kit - Part No. A-79879A1
- B. Mercury Marine Outboard Oil Requirements
- C. New Service Tools Available
- D. Upper End Cap Bearing Failure - V-6 Models
- E. Ride Guide Steering Cable Measurement
- F. Crankcase Bleed Line Routing - Merc 225

A. POWER TRIM SINGLE CYLINDER REPAIR KIT

A Power Trim cylinder repair kit is now available for the 1980V-6 model single power trim cylinder. The kit consists of the necessary "O" rings and instructions for the repair of the cylinder.

A-79879A1 V-6 P/T Single Cylinder Repair Kit

B. MERCURY MARINE OUTBOARD OIL REQUIREMENTS

Mercury Marine outboard warranty requires use of Quicksilver Formula 50D outboard oil or BIA TCW rated oils only, in a ratio not less than 50:1.

There are a number of oil products on the market to be used at 100:1. They are not BIA-TCW approved.

Failures resulting from use of oils not recommended by Mercury Marine will void the warranty for any failures directly related to the use of such oils.

C. NEW SERVICE TOOLS AVAILABLE

1. Tachometer Tester C-91-94089A1- A new service tool is now available to check the operation of 4, 6 and 8 cylinder 4-cycle tachometers and 12 pole alternator (outboard) tachometers. Operating instructions are included with the tester.
2. Cylinder Block Leak Test Tool - V-6 Outboards C-91-90712A1- Plate installs on V-6 cylinder blocks to allow water pressure into block to test for water leaks.
3. Cylinder Block Leak Test Tool - M80 and I/L-6 Outboards C-91-90541A1- Plate installs on cylinder block to allow water pressure into block to test for water leaks.

C-91-94089A1 Tachometer Tester

C-91-90712A1 Cylinder Block Leak Test Tool - V-6 Outboards

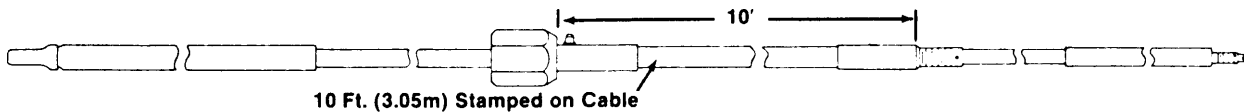
C-91-90541A1 Cylinder Block Leak Test Tool - M80 & I/L-6 Outboards

D. UPPER END CAP BEARING FAILURE - V-6 MODELS

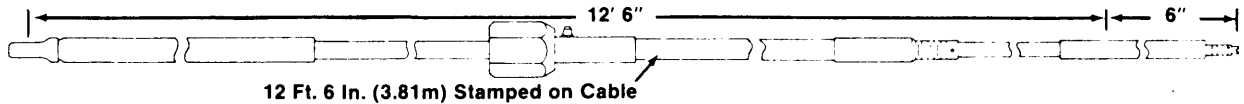
Should an upper end cap bearing failure occur on any V-6 model outboard, replace the upper end cap as well as the bearing. Looseness of the bearing in the end cap could cause a repeat failure of the bearing.

E. RIDE GUIDE STEERING CABLE MEASUREMENT

Ride-Guide Cable Measurement - Straight Rack



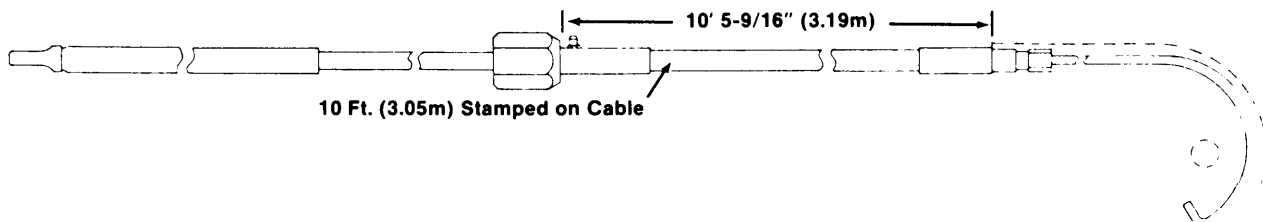
Old Method of Measuring (C-34451A10 Cable)



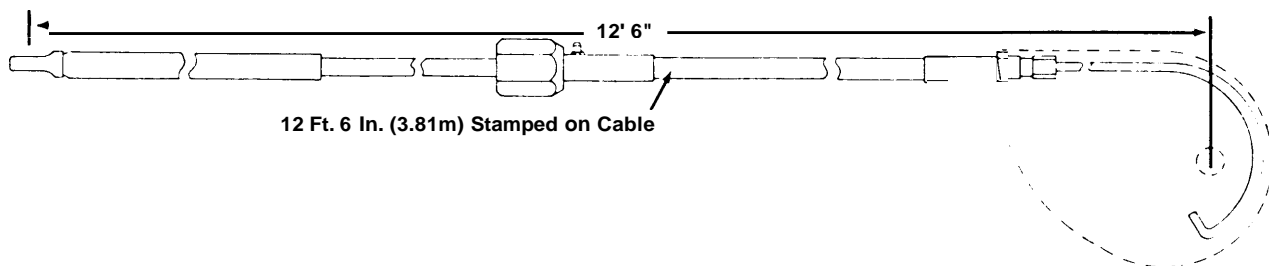
A.B.Y.C. Method of Measuring (C-76043A12 Cable)

Example: C-34451A10 cables were measured the old way (from cable fastening nut to 9/16x18 threaded end) and had old measurement (10ft.) stamped on cable housing. This cable would be interchangeable with C-76043A12 cable which is measured the A.B.Y.C. way (from centerline of steering wheel to hole in output end of ram with steering at mid-travel) and has new measurement (12 ft. 6 in.) stamped on cable housing.

Ride-Guide Cable Measurement - Rotary-



Old Method of Measuring (C-54121A10 Cable)



A.B.Y.C. Method of Measuring (C-76042A12 or C-76876A12 Cable)

Example: C-54121A10 cables were measured the old way (from cable fastening nut to housing) and had old measurement (10ft.) stamped on cable housing. That cable is interchangeable with C-76042A12 cable which is measured the A.B.Y.C. way (from centerline of steering wheel to hole in output end of ram with steering at mid-travel) and has new measurement (12 ft. 6 in.) stamped on cable housing.

Cable and head assembly C-76876A- is not interchangeable with C-76042A- or C-54121A- , because of differences in head, however, both C-76876A- and C-76042A- cables are measured and stamped on cable housing by A.B.Y.C. standards.

F. CRANKCASE BLEED LINE CONNECTIONS' - Merc 225

The illustration below, (Figure 1), shows proper connections of the crankcase bleed line system on Merc 225 Outboards. (This information is provided as a "Service Aid" for Merc 225 Outboards).

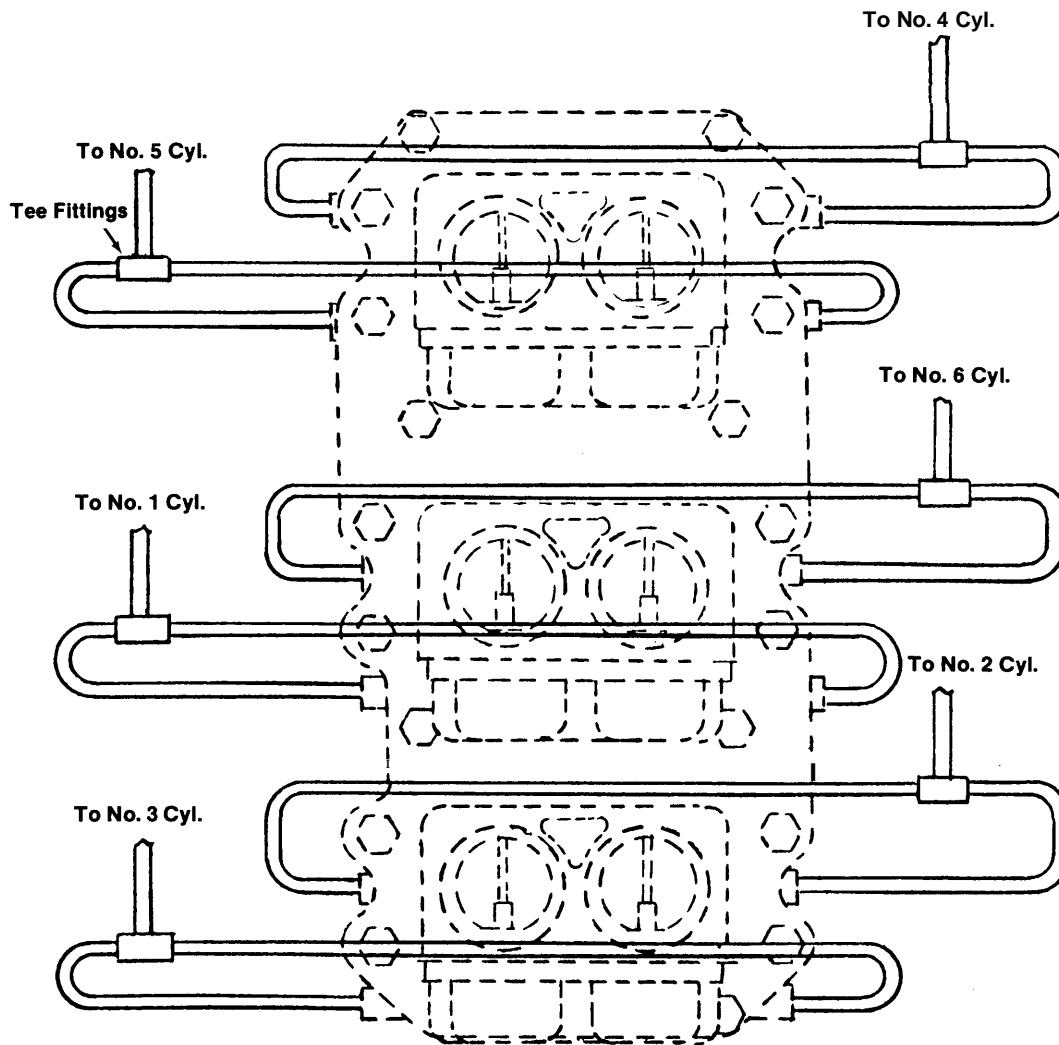


Figure 1. Crankcase Bleed Line Connections - Merc 225