

Circulate to:     Sales Manager     Accounting     Service Manager     Technician     Parts Manager

## Choke Function - 14 Pin Key/Choke Harness

NOTICE
Revised June 2008. This bulletin supersedes the previous bulletin number 2005-13 October 2005.

### Models Affected

Models Covered
Carbureted engines without 14 pin engine harness

### Situation

#### KEY/CHOKE HARNESS

The 14 pin key/choke harness includes a key switch assembly which does not have a push to choke function or a dedicated choke wire in the harness.

Description	Part Number
14 pin key/choke harness	84-896537K_

#### SIDE MOUNT CONTROL WITH 14 PIN HARNESS

The side mount control has a push to choke style key switch, but has no dedicated choke wire in the harness.

Description	Part Number
Side mount control	881170A_

### Correction

#### KEY/CHOKE HARNESS

When using a 14 pin key/choke harness and installing a carbureted engine that requires a choke function, replace the key switch assembly with the key switch listed below.


Description	Part Number
14 pin key/choke harness	84-896537K_
Key switch	87-88107T12

The key switch uses the push for choke feature with the 6 pin connector that will connect directly to the key/choke harness assembly. Because this key/choke harness does not have a dedicated choke wire, an unused CAN 1 wire will be used for the choke circuit.

THE INFORMATION IN THIS DOCUMENT IS CONFIDENTIAL AND PROTECTED BY COPYRIGHT AND IS THE PROPERTY OF MERCURY MARINE.

This document is provided for the sole and exclusive use of the original recipient as prescribed by Mercury Marine and may not be distributed or copied, digitally or otherwise, without the prior written consent of Mercury Marine.

The push to choke key assembly will come with an extended white wire that connects to the analog adapter harness or choke adapter.



- a** - Key switch assembly - push to choke
- b** - 6 pin connector (key switch)
- c** - Female bullet terminal - connects to male bullet terminal on the analog adapter harness
- d** - Analog adapter harness
- e** - Choke adapter

Description	Part Number
Key switch assembly - push to choke	87-88107T12
Analog adapter harness with gauge connections	84-892990T01
Choke adapter (without gauge connections)	8M0036989

In most cases the analog adapter harness would be used when rigging a carbureted engine. The key switch white wire connects to a CAN 1 white wire. Because carbureted engines are not SmartCraft compatible, this wire can be used for the choke circuit in this situation.

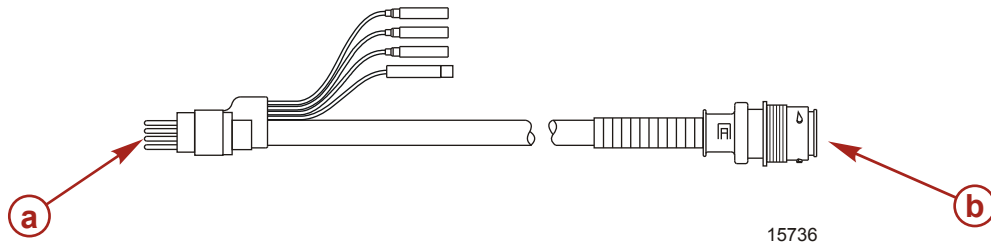
The analog adapter harness connects to the main key/choke harness. The choke signal is sent through the main key/choke harness to the 14 pin connector terminal F.

**NOTE:** *The analog adapter harness is not included with the key/choke harness. It must be ordered separately.*

THE INFORMATION IN THIS DOCUMENT IS CONFIDENTIAL AND PROTECTED BY COPYRIGHT AND IS THE PROPERTY OF MERCURY MARINE.

This document is provided for the sole and exclusive use of the original recipient as prescribed by Mercury Marine and may not be distributed or copied, digitally or otherwise, without the prior written consent of Mercury Marine.

The 14 pin to 8 pin adapter harness is used to connect between the key/choke harness and 8 pin style engines. The choke signal is sent through the adapter harness from terminal F at the 14 pin end to terminal 6 at the 8 pin end, which then connects to the engine enricher or choke circuit.



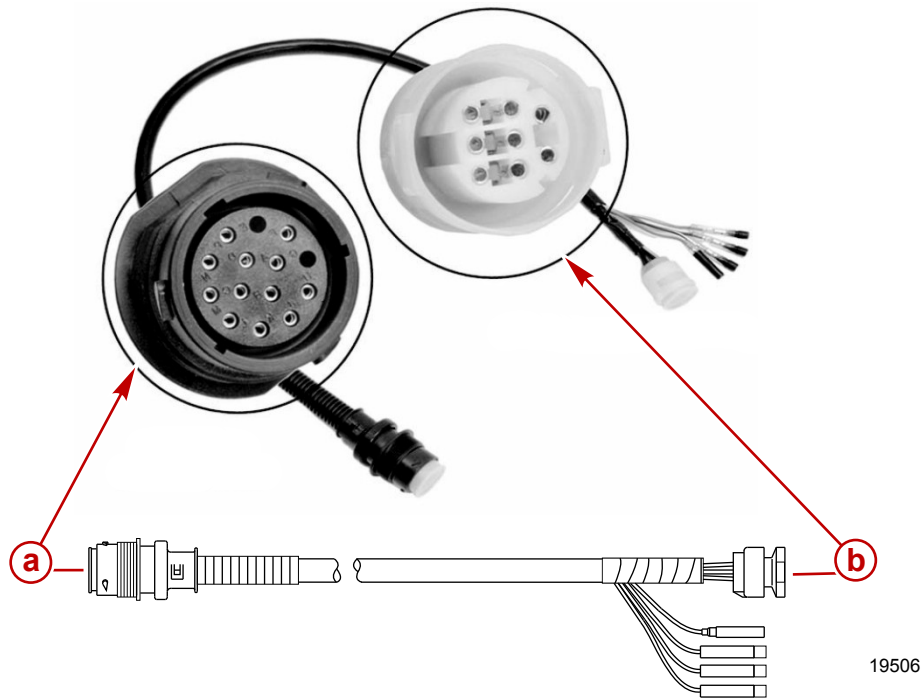
**14 pin to 8 pin adapter harness**

**a - Engine end 8 pin**

**b - Control harness end 14 pin**

Part Number	Length
84-896539T01	30.48 cm (12 inches)
84-896539T05	152.4 cm (60 inches)
84-896539T08	243.84 cm (96 inches)

The 14 pin to Amp connector adapter harness is used to connect between the 14 pin key/choke harness and the carbureted 20 HP engines and below using the Amp style connector. The choke signal is sent through the adapter harness to the engine choke circuit.



**a - Harness connection 14 pin**

**b - Engine connection 8 pin**

Part Number	Length
84-895641T01	91.44 cm (36 inches)



THE INFORMATION IN THIS DOCUMENT IS CONFIDENTIAL AND PROTECTED BY COPYRIGHT AND IS THE PROPERTY OF MERCURY MARINE.

This document is provided for the sole and exclusive use of the original recipient as prescribed by Mercury Marine and may not be distributed or copied, digitally or otherwise, without the prior written consent of Mercury Marine.

## SIDE MOUNT CONTROL

When using a side mount control with the 14 pin harness and installing a carbureted engine that requires a choke function, an analog adapter harness or choke adapter harness will be required.

The side mount control has a 10 pin gauge connection for analog and SmartCraft gauges. There are five separate wires with bullet connectors that come off the side of this gauge connection. Connect the analog adapter harness or choke adapter to the 10 pin gauge connection on the control. Then connect the separate yellow/black wire from the control to the unused CAN 1 wire in the analog adapter harness or choke adapter. Because carbureted engines are not SmartCraft compatible, this wire can be used for the choke circuit in this situation.



36185

- a** - Gauge connection (10 pin) from remote control
- b** - Connection of yellow/black wire from control and unused CAN 1 white wire from analog adapter harness
- c** - Analog adapter harness (84-892990T01)
- d** - Choke adapter (8M0036989)

**NOTE:** The analog adapter harness is not included with the side mount control. It must be ordered separately.

The 14 pin to 8 pin adapter harness is used to connect between the side mount control and carbureted engines without 14 pin engine harness. The choke signal is sent through the adapter harness from terminal F at the 14 pin end to terminal 6 at the 8 pin end, which then connects to the engine enricher or choke circuit.

Parts required for key/choke harness:

Qty.	Description	Part Number
1	Key switch assembly with push to choke	87-88107T12
1	Analog adapter harness or Choke adapter harness	84-892990T01 or 8M0036989
1	14 pin to 8 pin adapter for 8 pin engine harness	84-896539T01/T05/T08
1	14 pin to Amp connector adapter harness	84-896541T01

THE INFORMATION IN THIS DOCUMENT IS CONFIDENTIAL AND PROTECTED BY COPYRIGHT AND IS THE PROPERTY OF MERCURY MARINE.

This document is provided for the sole and exclusive use of the original recipient as prescribed by Mercury Marine and may not be distributed or copied, digitally or otherwise, without the prior written consent of Mercury Marine.

Parts required for side mount control:

Qty.	Description	Part Number
1	Analog adapter harness or Choke adapter harness	84-892990T01 or 8M0036989
1	14 pin to 8 pin adapter harness for 8 pin engine harness	84-896539T01/T05/T08
1	14 pin to Amp connector adapter harness	84-896541T01

**NOTE:** *If the engine that required the choke function is later replaced with a newer engine that no longer requires the choke circuit, convert the control system back to its original state.*

THE INFORMATION IN THIS DOCUMENT IS CONFIDENTIAL AND PROTECTED BY COPYRIGHT AND IS THE PROPERTY OF MERCURY MARINE.

This document is provided for the sole and exclusive use of the original recipient as prescribed by Mercury Marine and may not be distributed or copied, digitally or otherwise, without the prior written consent of Mercury Marine.