


NUMBER: 85-27

CIRCULATE TO:
SERVICE MANAGER
PARTS MANAGER
MECHANICS
"Place in a Service
Bulletin Binder"

NEW ADAPTOR and RESERVOIR ON OILDYNE POWER TRIM PUMPS

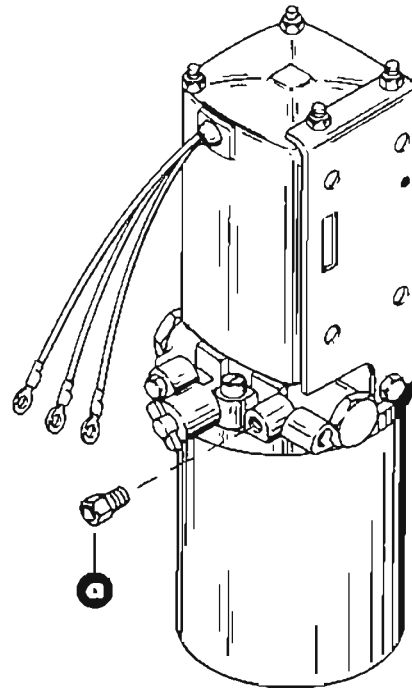
Newer production Oildyne Power Trim pumps are equipped with a new adaptor. (Figure 1)
Accompanying this change, an aluminum (instead of stamped steel) oil reservoir was utilized.



- a - Adaptor
- b - Date Code Letter (Follows Number)
New Casting - "Q"
Old Casting - "P"

Figure 1. New Adaptor Identification

Adaptor fitting (Figure 2) is no longer required on pumps with the new adaptor. The gray hydraulic hose now attaches directly to adaptor, the same as the black hydraulic hose.




a - Adaptor Fitting

Figure 2. Adaptor Fitting Used With Old Adaptor

With the exception of the aforementioned items all other components are the same as those used on the older production pumps.

The locations of the pressure relief valves has been changed. (Figure 3) Be sure to install the valves in the proper location when servicing these pumps. With this exception, the servicing procedure is the same.



18952

NEW

OLD

- a - Down Pressure Relief Valve
- b - Up Pressure Relief Valve
- c - Thermal Relief Valve

Figure 3. Pressure Relief Valve Location