

TO: SERVICE MANAGER TECHNICIANS
PARTS MANAGER

No. 89-21

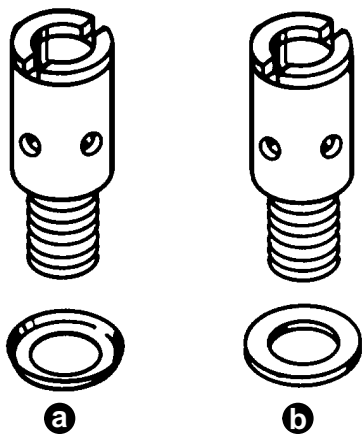
MerCarb Flooding and/or Rough Idling MCM 2.5L, 3.0L and 3.7L Engines

MerCruiser 4 cylinder engines equipped with MerCarbs that are experiencing flooding and/or rough idling (other than vapor locking), should have the following components adjusted or replaced accordingly.

Check float level with air horn gasket in place.

Float level specifications for solid two piece needle and seat is 3/8 in. (9.5mm).

Inspect gasket under seat fitting. If gasket is "cup shaped" replace it. The gasket "cups" because the O.D. of some gaskets were too large. (Figure 1) Order new needle/seat.

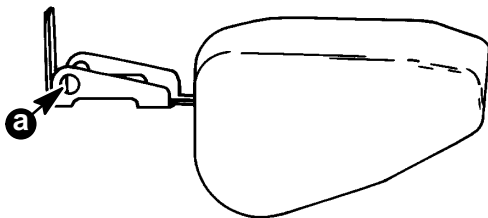


a - Cupped Gasket (Oversized O.D.)

b - Flat Gasket (Correct O.D.)

Figure 1.

Inspect float pivot pin holes for excessive wear. (Figure 2)

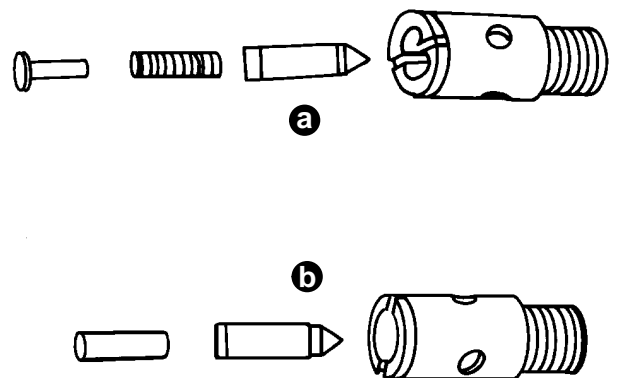


a - Float Pin Holes

Figure 2.

If all the preceding specifications and components check out okay and there still is a flooding and/or rough idle condition change to the spring loaded needle and seat P/N 3302-9029 (Figure 3). This needle and seat will help control flooding in MerCarbs that may be affected by the inherent vibration characteristics of a 4 cylinder engine.

Float level specification for spring loaded needle and seat is 9/16 in. (14mm). Raise float and allow it to fall on spring. DO NOT force float downward by hand.



18082

a - Spring Loaded Needle & Seat P/N 3302-9029

b - Solid Two Piece Needle & Seat P/N 3302-9407

Figure 3.

When using the spring loaded needle and seat, the carburetor cover gasket must trim for float clearance as shown (Figure 4). A new carburetor cover gasket will be available in early fall.

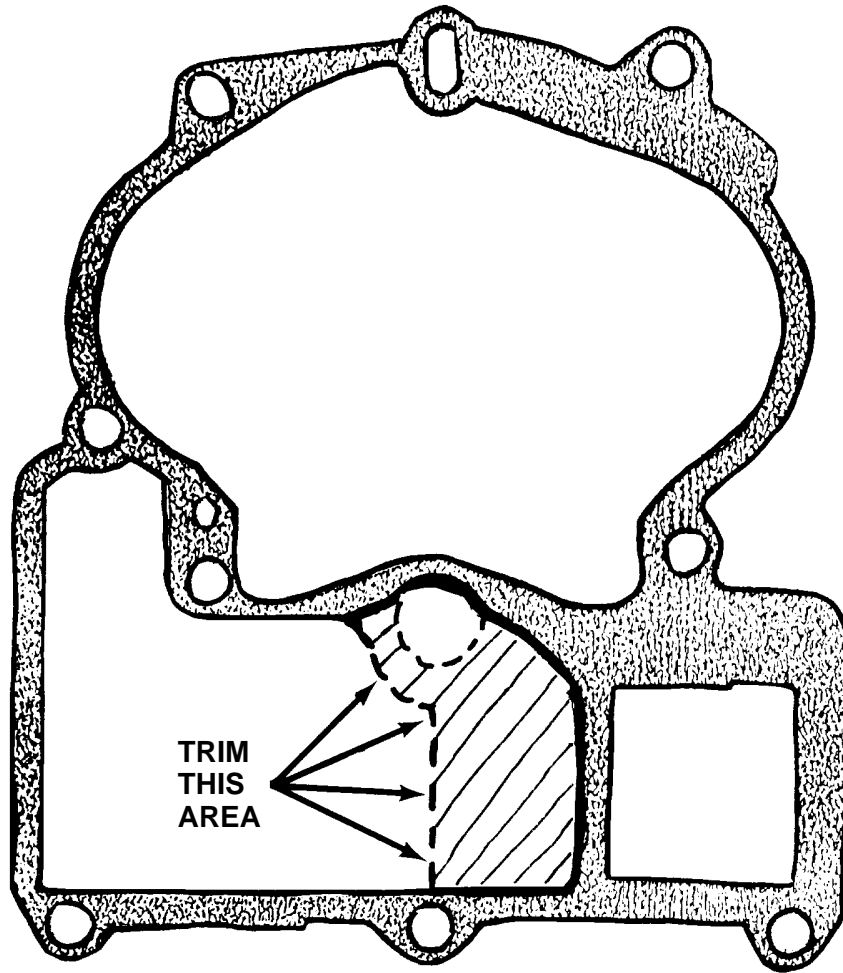


Figure 4.