

## SPORT JET 90 FLUSHING KITS

There are two flushing kits available for the SPORT JET 90. One kit is for the consumer and the other is for the dealer.

### Consumer Kit: 22-820543A1

The flushing kit for the consumer is a permanent installation. Installation instructions are included with the kit.

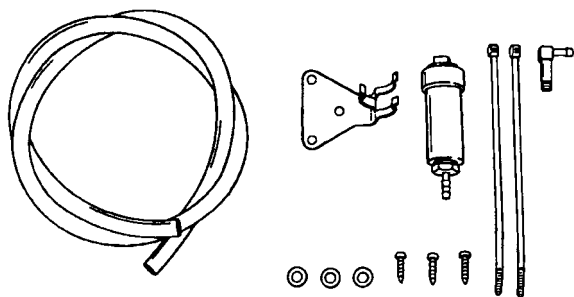


Figure 1. Consumer Flushing Kit

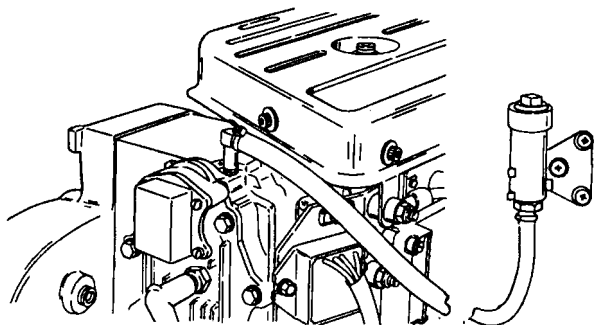


Figure 2. Kit as installed in boat

### ⚠ CAUTION

**DO NOT RUN engine when using this kit. This kit is designed to be used without running the engine. The powerhead will overheat if engine is run.**

### Dealer Kit: 22-820573

The flushing kit for the dealer will allow the engine to run for set up or diagnostic purposes.

To use this kit, disconnect the inlet water line (1) at rear starboard corner of pump cover. See figure 3.

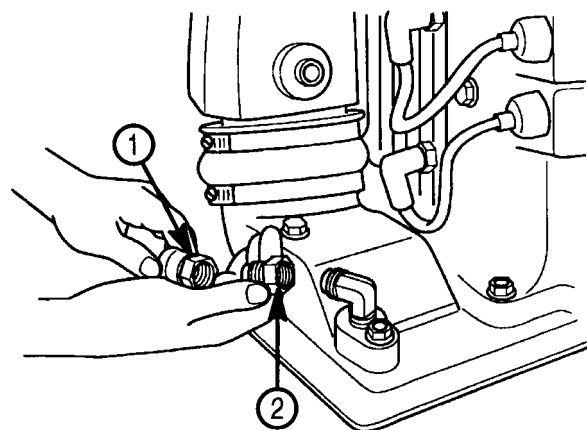


Figure 3. Installing Dealer Kit

### ⚠ WARNING

**DO NOT insert your hand or any object in the pump intake or outlet nozzle while the engine is running. This can cause severe injury.**

Install the flushing kit (2) on the inlet water line. Then connect this assembly to a garden hose. Turn the water supply on and start the engine.

### Availability

Both flushing kits can be ordered through your normal Mercury Marine Distribution Center.