



PARTS CATALOG

150 ENGINE

SERIAL NUMBER

150 GM 230 I/L6 1964-1966 1666495 THRU 2048046

TABLE OF CONTENTS:

ALTERNATOR ASSEMBLY	12
CARBURETOR ASSEMBLY COMPLETE(SINGLE CARB)	34
CARBURETOR ASSEMBLY, COMPLETE(DUEL CARB)	26
CYLINDER BLOCK, PISTON AND CRANKSHAFT	54
CYLINDER HEAD AND OIL PAN	58
DISTRUBUTOR ASSEMBLY AND COIL	16
EXHAUST MANIFOLD ASSEMBLY(ALUMINUM MANIFOLD)	38
EXHAUST MANIFOLD ASSEMBLY(CAST IRON MANIFOLD)	44
FLYWHEEL HOUSING AND ENGINE SUPPORT	50
FUEL PUMP, FUEL FILTER, CARBUR AND THROTTLE LINKAGE/DUEL	20
FUEL PUMP, FUEL FILTER, CARBUR AND THROTTLE LINKAGE/SINGLE	30
GASKETS AND GASKET SETS	66
INSTRUMENT PANEL ASSEMBLY	62
PARTS INDEX	68
STARTER MOTOR ASSEMBLY	8
WIRING HARNESS, STARTER MOTOR AND ALTERNATOR	2

NOTE: Indented description indicate that these parts are included in preceeding assembly.

AR = As Required

NSS = Not Sold Separate

OPT = Optional

NS = Not Shown

THESE PARTS BOOKS/FICHE CARD ARE COPYRIGHTED AND MAY NOT BE DISTRIBUTED OR REPRODUCED IN ANY OTHER FORMAT BY ANYONE OTHER THAN MERCURY MARINE WITHOUT THE PRIOR WRITTEN CONSENT OF MERCURY MARINE.

REPLACEMENT PARTS ! WARNING !

Electrical, ignition and fuel system components on MerCruiser Engines and Stern Drives are designed and manufactured to comply with U.S. Coast Guard Rules and Regulations to minimize risks of fire or explosion. Use of replacement electrical, ignition or fuel system components, which do not comply to these rules and regulations, could result in a fire or explosion hazard and should be voided.

When servicing the electrical, ignition and fuel systems, it is extremely important that all components are properly installed and tightened. If not, any electrical or ignition component opening would permit sparks to ignite fuel vapors from fuel system leaks, if they existed.

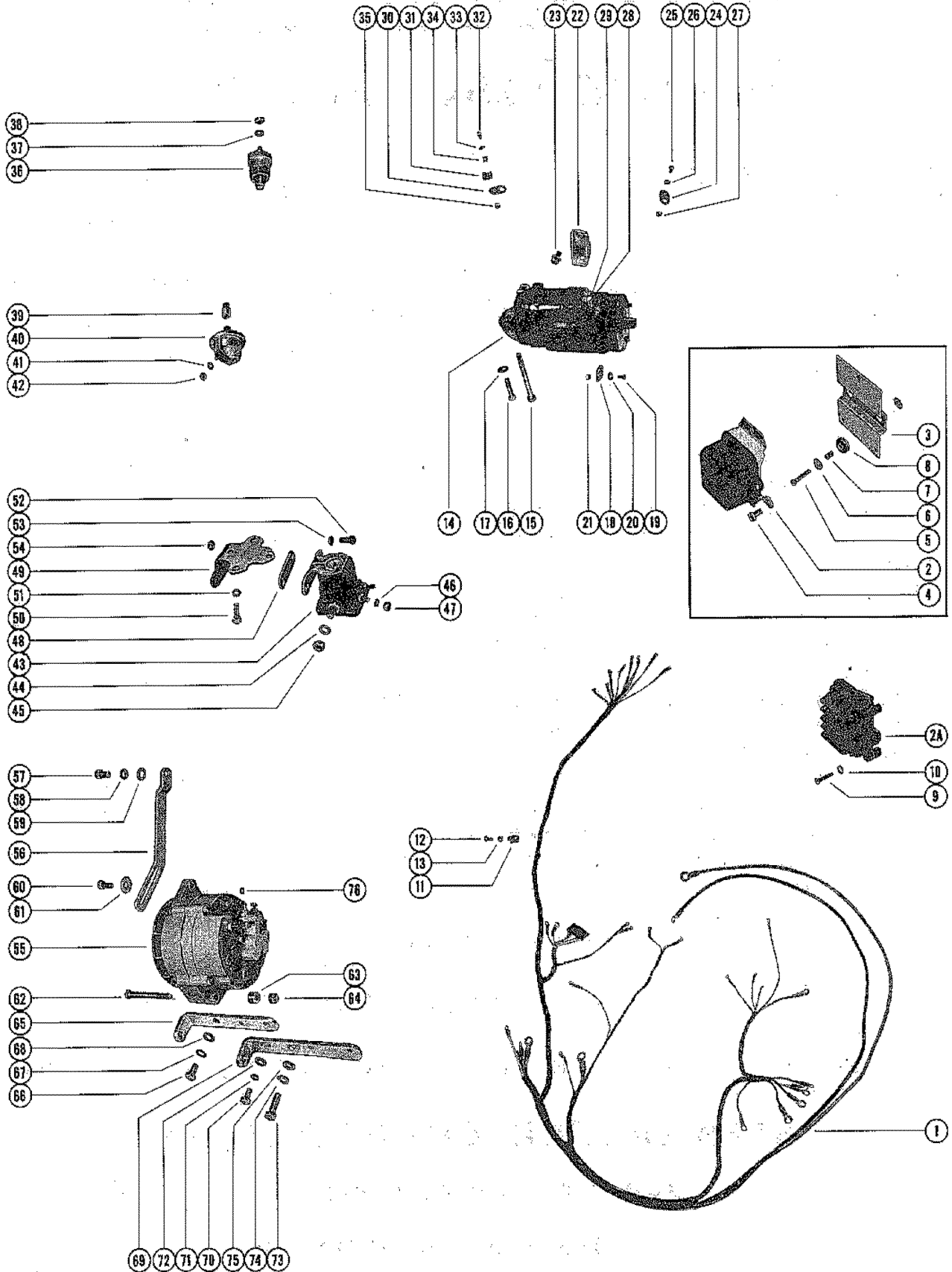
ENGINE MECHANICAL COMPONENTS

Many of the engine mechanical components are designed for marine applications. Unlike automotive engines, marine engines are subjected to extended periods of heavy load and wide- open-throttle operation, therefore, require heavy-duty components. Special marine engine parts have design and manufacturing specifications, which are required to provide long life and dependable performance. Marine engine parts also must be able to resist the corrosive action of salt or brackish water that will rust or corrode standard automotive parts within a short period of time.

Failure to use recommended Mercury Precision Parts OR Quicksilver service replacement parts can result in poor engine performance and/or durability, rapid corrosion of parts subjected to salt water and possibly complete failure of the engine.

Use of parts other than recommended service replacement parts will void the warranty on those parts which are damaged as a result of the use of other than recommended parts.

WIRING HARNESS, STARTER MOTOR AND ALTERNATOR

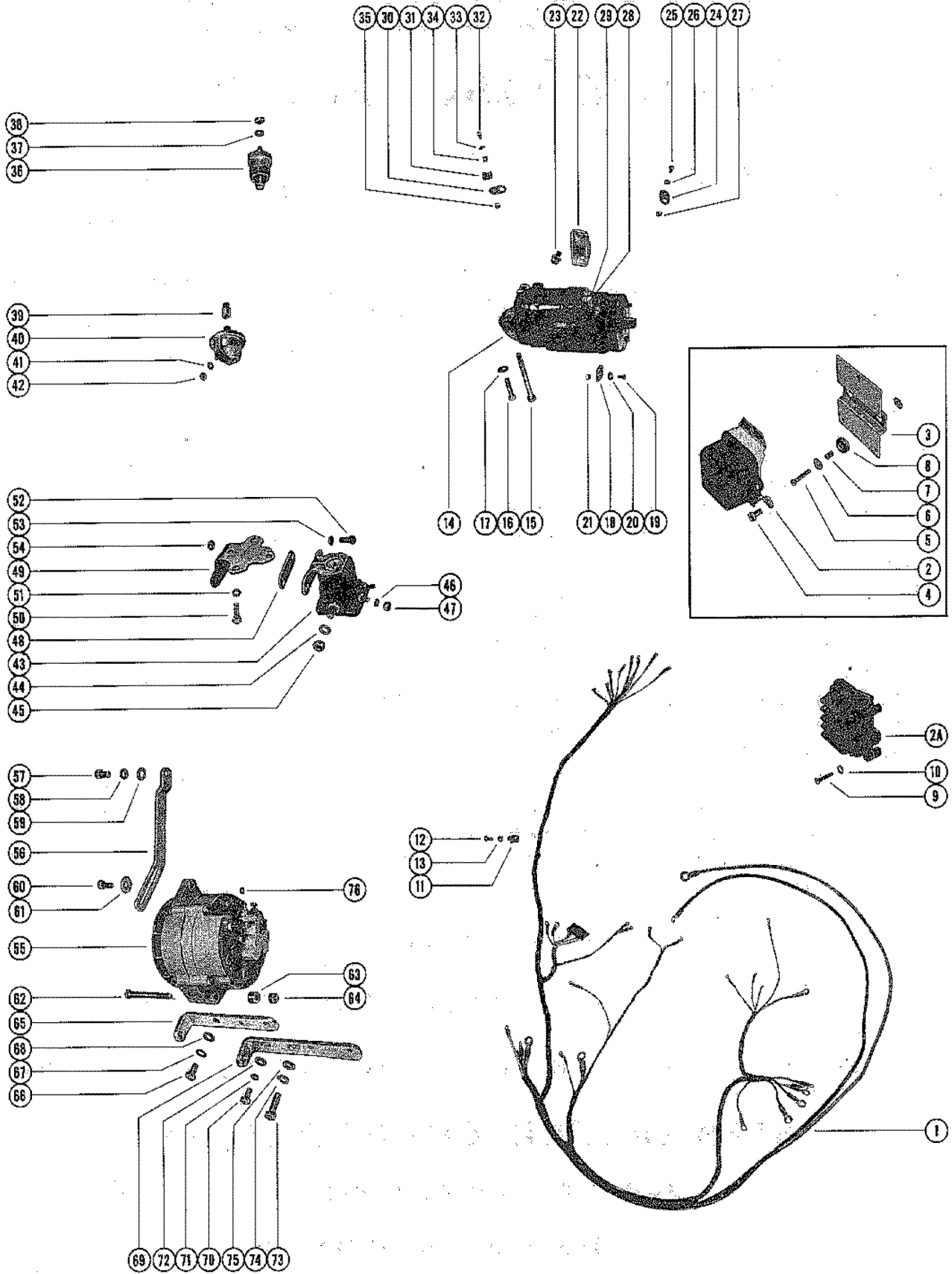


WIRING HARNESS, STARTER MOTOR AND ALTERNATOR

REF. NO.	PART NO.	SYM.	QTY.	DESCRIPTION
1	34424		1	WIRING HARNESS, EXTERNAL SERIAL 00000000-01730326
2	34141		1	VOLTAGE REGULATOR SERIAL 00000000-01730326
3	33614A1		1	MOUNT ASSEMBLY, VOLTAGE REGULATOR TO TRANSOM SERIAL 00000000-01730326
4	10-29238		3	SCREW, VOLTAGE REGULATOR TO MOUNT SERIAL 00000000-01730326
5	10-33615		2	SCREW, VOLTAGE REGULATOR MOUNT TO TRANSOM SERIAL 00000000-01730326
6	12-22887		4	WASHER, VOLTAGE REGULATOR MOUNT SCREW SERIAL 00000000-01730326
7	23-28626		2	SPACER, VOLTAGE REGULATOR MOUNT SERIAL 00000000-01730326
8	25-28627		2	GROMMET, VOLTAGE REGULATOR MOUNT SERIAL 00000000-01730326
1	37709		1	WIRING HARNESS, EXTERNAL(NOT AS SHOWN) SERIAL 01730327-09999999
2A	37707		1	VOLTAGE REGULATOR, TRANSISTORIZED SERIAL 01730327-09999999
9	10-37908		3	SCREW, VOLTAGE REGULATOR TO TRANSOM (1 1/4") SERIAL 01730327-09999999
10	12-20028		3	WASHER, VOLTAGE REGULATOR SCREW SERIAL 01730327-09999999
11	54-22627		2	CLIP, WIRING HARNESS TO BOAT
12	10-22793		2	SCREW, WOOD - WIRING HARNESS CLIP TO BOAT
13	22789		2	"D" WASHER, WIRING HARNESS CLIP SCREW
14	50-32703		1	STARTER MOTOR ASSEMBLY (F2 FOR BREAKDOWN)
15	10-34545		1	BOLT, STARTER MOTOR MOUNTING (4 21/32")
16	10-34544		1	BOLT, STARTER MOTOR MOUNTING (1 15/16")
17	12-32648		1	WASHER, STARTER MOTOR BOLT(USED ON EARLY ENGINES ONLY.)
18	32786		1	TAB, STARTER MOTOR SOLENOID SWITCH TERMINAL
19	10-20191		1	SCREW, WIRING HARNESS LEAD TO SOLENOID SWITCH TERMINAL TAB
20	13-26995		1	LOCKWASHER, WIRING HARNESS LEAD SCREW
21	11-26419		1	NUT, WIRING HARNESS LEAD SCREW
22	34546		1	BRACE, STARTER MOTOR
23	10-35765		2	SCREW, BRACE TO STARTER MOTOR AND CYLINDER BLOCK (5/8")
24	32786		1	TAB WIRING HARNESS LEAD TO CYLINDER BLOCK
25	10-20191		1	SCREW, WIRING HARNESS LEAD TO CYLINDER BLOCK TAB
26	13-26995		1	LOCKWASHER, WIRING HARNESS LEAD SCREW
27	11-26419		1	NUT, WIRING HARNESS LEAD SCREW
28	11-28517		1	NUT, SOLENOID SWITCH TERMINAL (LARGE)
29	11-26419		1	NUT, SOLENOID SWITCH TERMINAL (SMALL)
30	32786		1	TAB, STARTER MOTOR TO CYLINDER BLOCK SCREW
31	54-26550		1	CLAMP, WIRING HARNESS TO STARTER MOTOR (5/16")
32	10-20191		1	SCREW, WIRING HARNESS CLIP TO STARTER MOTOR

CONTINUED ON NEXT PAGE ➡

WIRING HARNESS, STARTER MOTOR AND ALTERNATOR

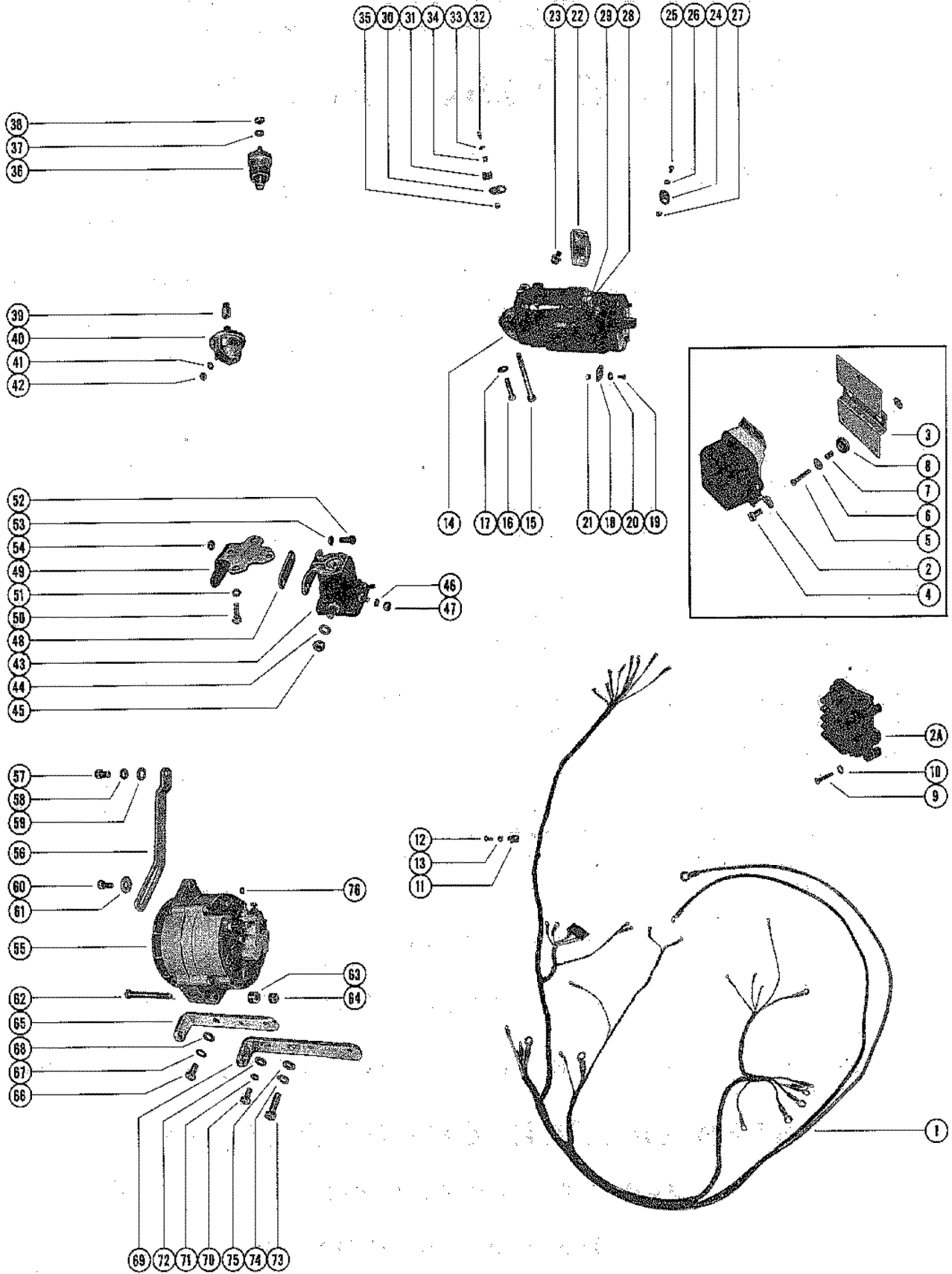


WIRING HARNESS, STARTER MOTOR AND ALTERNATOR

REF. NO.	PART NO.	SYM.	QTY.	DESCRIPTION
33	13-26995		1	LOCKWASHER, WIRING HARNESS CLIP SCREW
34	22789		1	"D" WASHER, WIRING HARNESS CLIP SCREW
35	11-26419		1	NUT, WIRING HARNESS CLIP SCREW
36	34625		1	WATER TEMPERATURE SENDER ASSEMBLY
37	13-26996		1	LOCKWASHER, WATER TEMPERATURE SENDER TERMINAL (#10)
38	11-20645		1	NUT, WATER TEMPERATURE SENDER TERMINAL (10-32)
39	22-32974		1	ADAPTOR, OIL PRESSURE SENDER TO CYLINDER BLOCK
40	34623		1	OIL PRESSURE SENDER ASSEMBLY, CYLINDER BLOCK
41	13-26996		1	LOCKWASHER, OIL PRESSURE SENDER TERMINAL (#10)
42	11-20645		1	NUT, OIL PRESSURE SENDER TERMINAL (10-32)
43	25661		1	STARTER SOLENOID
44	13-26993		2	LOCKWASHER, STARTER SOLENOID TERMINAL (5/16")
45	11-20083		2	NUT, STARTER SOLENOID TERMINAL (5/16")
46	13-26996		2	LOCKWASHER, STARTER SOLENOID TERMINAL (#10)
47	11-20645		2	NUT, STARTER SOLENOID TERMINAL (10-32)
48	36177		1	INSULATOR, STARTER SOLENOID BRACKET
49	36176		1	BRACKET, STARTER SOLENOID MOUNTING
50	10-29197		2	SCREW, MOUNTING BRACKET TO MANIFOLD BODY (5/8") - ALUMINUM MANIFOLD
	10-33231		2	SCREW, MOUNTING BRACKET TO MANIFOLD BODY (1/2") - CAST IRON MANIFOLD
51	13-26993		2	LOCKWASHER, MOUNTING BRACKET SCREW - CAST IRON MANIFOLD
52	10-21625		2	SCREW, STARTER SOLENOID TO MOUNTING BRACKET (3/4")
53	13-26992		2	LOCKWASHER, STARTER SOLENOID SCREW
54	11-20088		2	NUT, STARTER SOLENOID SCREW
55	32701		1	ALTERNATOR ASSEMBLY F4 FOR BREAKDOWN) SERIAL 00000000-01727984
	37615A1		1	ALTERNATOR ASSEMBLY F4 FOR BREAKDOWN) SERIAL 01727985-09999999
56	32754		1	BRACE, ALTERNATOR TO CYLINDER BLOCK (FRONT)
57	10-27165		1	SCREW, ALTERNATOR BRACE TO CYLINDER BLOCK (3/4")
58	13-37459		1	LOCKWASHER, ALTERNATOR BRACE SCREW
59	12-20553		1	WASHER, ALTERNATOR BRACE SCREW
60	10-29198		1	SCREW, ALTERNATOR BRACE TO ALTERNATOR (7/8")
61	12-26168		1	WASHER, ALTERNATOR BRACE SCREW
62	10-32775		1	SCREW, ALTERNATOR TO BRACKET (3 1/2")
63	23-32727		1	SPACER, ALTERNATOR SCREW
64	11-25269		1	NUT, ALTERNATOR SCREW
65	32753		1	BRACKET, ALTERNATOR MOUNTING - CYLINDER BLOCK
66	10-27165		1	SCREW, ALTERNATOR MOUNTING BRACKET TO CYLINDER BLOCK (3/4")
67	13-37459		1	LOCKWASHER, ALTERNATOR MOUNTING BRACKET SCREW
68	12-20553		1	WASHER, ALTERNATOR MOUNTING BRACKET SCREW

CONTINUED ON NEXT PAGE ➡

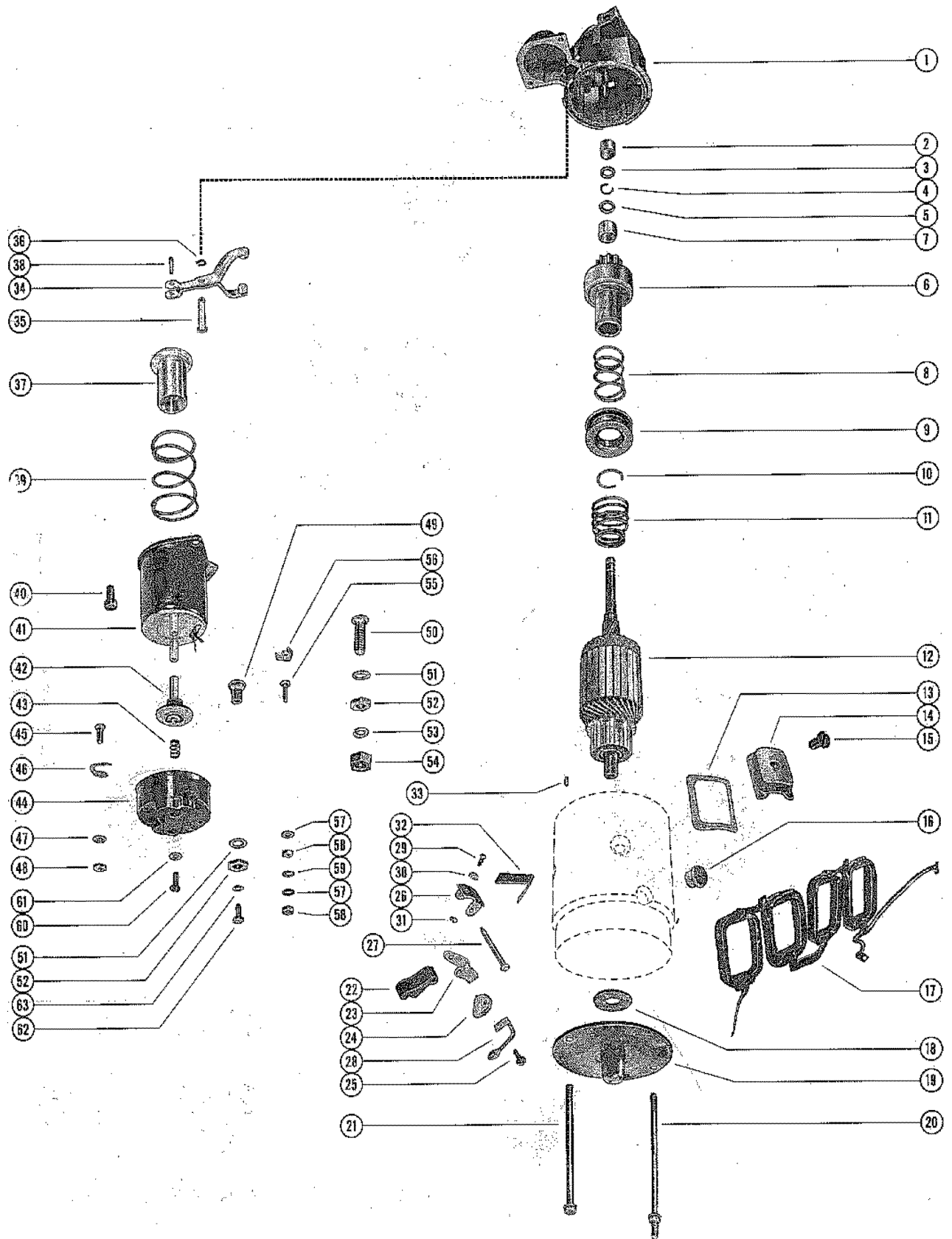
WIRING HARNESS, STARTER MOTOR AND ALTERNATOR



WIRING HARNESS, STARTER MOTOR AND ALTERNATOR

REF. NO.	PART NO.	SYM.	QTY.	DESCRIPTION
69	32835		1	BRACKET, ALTERNATOR MOUNTING - CYLINDER BLOCK
70	10-33524		1	SCREW, ALTERNATOR MOUNTING BRACKETS TO CYLINDER BLOCK (5/8")
71	13-26993		1	LOCKWASHER, ALTERNATOR MOUNTING BRACKETS SCREW
72	12-26825		1	WASHER, ALTERNATOR MOUNTING BRACKETS SCREW
73	10-26632		1	SCREW, ALTERNATOR MOUNTING BRACKET TO CYLINDER BLOCK (1 1/4"
74	13-37459		1	LOCKWASHER, ALTERNATOR MOUNTING BRACKET SCREW
75	12-20553		1	WASHER, ALTERNATOR MOUNTING BRACKET SCREW
76	12-20192		1	WASHER, ALTERNATOR GROUND TERMINAL

STARTER MOTOR ASSEMBLY

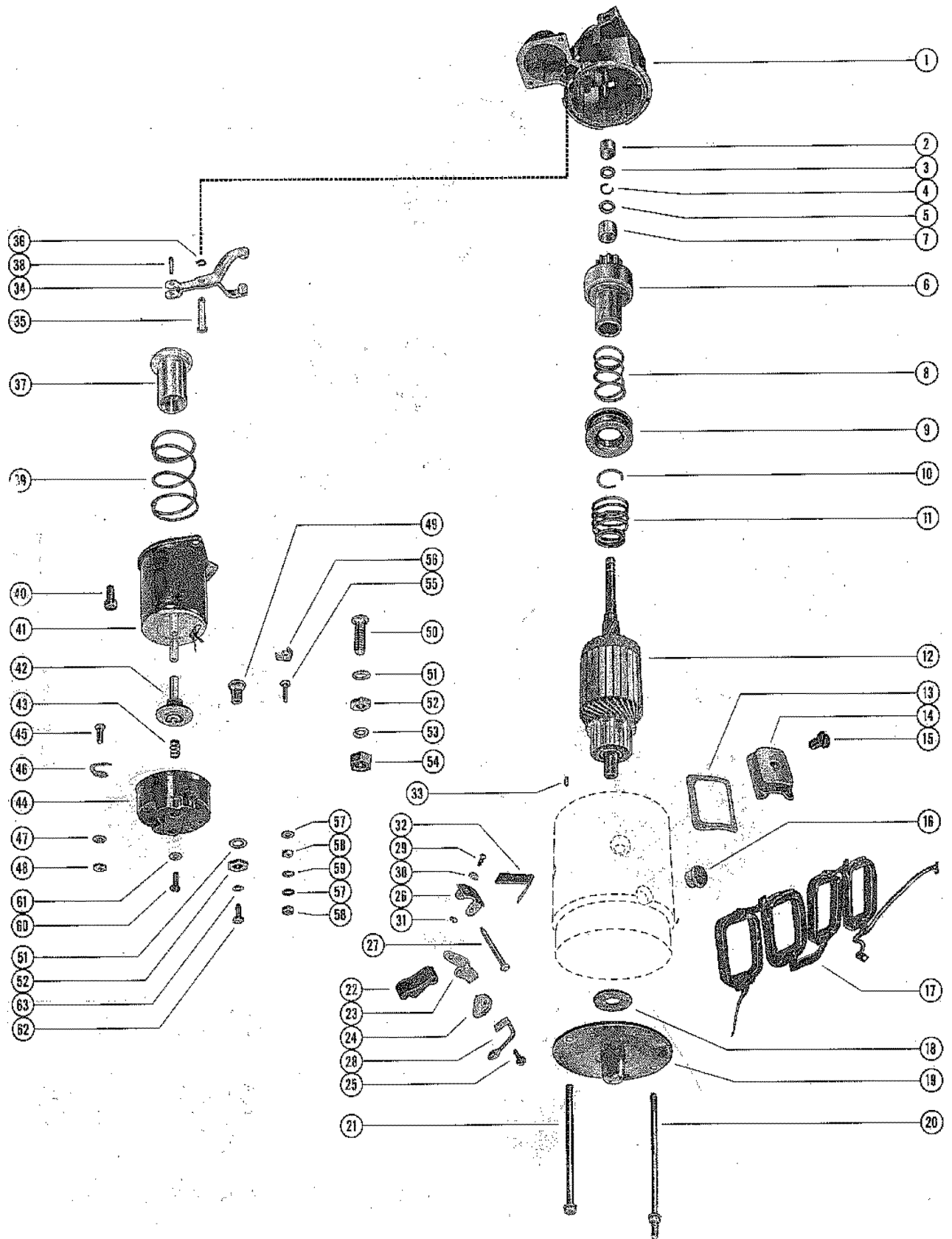


STARTER MOTOR ASSEMBLY

REF. NO.	PART NO.	SYM.	QTY.	DESCRIPTION
-	50-32703		1	STARTER MOTOR ASSEMBLY, COMPLETE
1	33324		1	HOUSING, DRIVE END
2	23-33278		1	BUSHING, DRIVE END HOUSING
3	33292		1	COLLAR, THRUST - DRIVE END HOUSING
4	53-33290		1	RING, RETAINING - PINION STOP COLLAR
5	33291		1	COLLAR, PINION STOP - DRIVE END HOUSING
6	33318		1	DRIVE ASSEMBLY, CLUTCH - ARMATURE
7	23-33369		1	BUSHING, GEAR END - CLUTCH DRIVE
8	24-33368		1	SPRING, CLUTCH DRIVE
9	33366		1	COLLAR, CLUTCH DRIVE
10	33367		1	LOCKWIRE, COLLAR AND SPRING RETAINING
11	24-33306		1	SPRING, SHIFT LEVER TENSION - ARMATURE
12	33320		1	ARMATURE
13	33293		4	INSULATION, POLE SHOE TO FIELD COIL
14	33282		4	SHOE, POLE - FIELD COIL
15	10-34582		4	SCREW, POLE SHOE TO FIELD COIL
16	25-33302		1	GROMMET, FIELD COIL - FIELD FRAME
17	33301		1	FIELD COIL ASSEMBLY
18	12-33258		1	WASHER, LEATHER - COMMUTATOR END FRAME
19	33295		1	FRAME, COMMUTATOR END - LOWER
20	10-33296		1	BOLT, THRU - COMMUTATOR END FRAME TO DRIVE END HOUSING
21	10-33286		1	BOLT, THUR - COMMUTATOR END FRAME TO DRIVE END HOUSING
22	33284		2	HOLDER, INSULATED - FIELD FRAME BRUSH
23	33283		2	HOLDER, FIELD FRAME BRUSH GROUND
24	33270		4	BRUSH, FIELD FRAME
25	10-32024		4	SCREW, BRUSH LEAD TO FIELD FRAME BRUSH
26	33294		2	SUPPORT PACKAGE, GROUND AND INSULATED HOLDERS
27	17-33280		1	PIN, GROUND AND INSULATED HOLDER TO SUPPORT
28	33281		2	LEAD, FIELD FRAME BRUSH
29	10-33250		4	SCREW, SUPPORT TO FIELD FRAME
30	13-26996		4	LOCKWASHER, SUPPORT SCREW
31	11-30968		4	NUT, SUPPORT SCREW
32	24-33285		2	SPRING, FIELD FRAME BRUSH
33	17-33257		1	PIN, DOWEL - FIELD FRAME TO DRIVE END HOUSING
34	33297		1	LEVER, SHIFT - DRIVE END HOUSING
35	33310		1	SHAFT, SHIFT LEVER TO DRIVE END HOUSING
36	53-33354		1	RING, RETAINING - SHIFT LEVER TO DRIVE END HOUSING SHAFT
37	33317		1	PLUNGER, SHIFT LEVER - SOLENOID SWITCH
38	17-33256		1	PIN, PLUNGER TO SHIFT LEVER
39	24-33298		1	SPRING, PLUNGER RETURN - SOLENOID SWITCH
40	10-28713		2	SCREW, SOLENOID SWITCH TO DRIVE END HOUSING

CONTINUED ON NEXT PAGE ➡

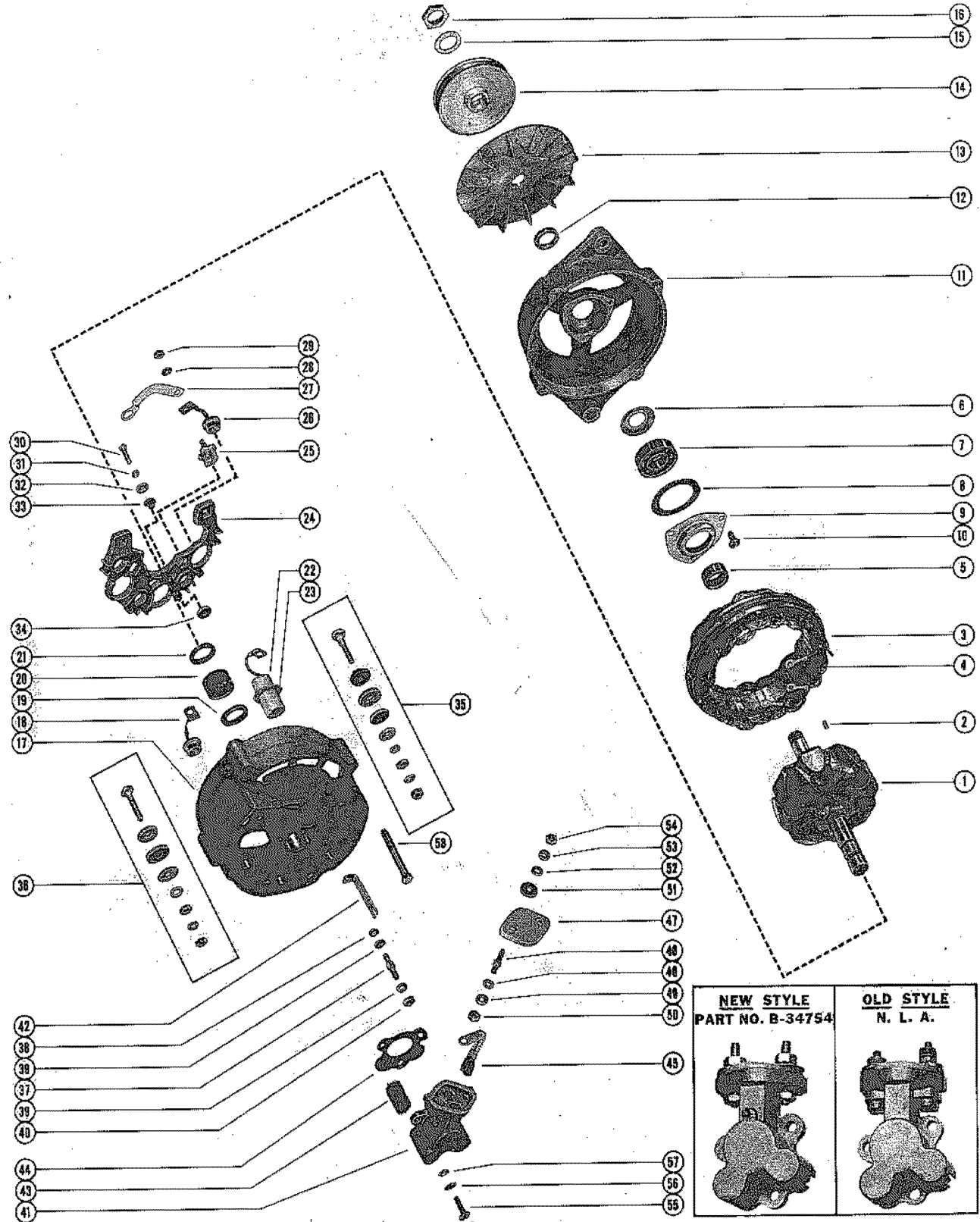
STARTER MOTOR ASSEMBLY



STARTER MOTOR ASSEMBLY

REF. NO.	PART NO.	SYM.	QTY.	DESCRIPTION
41	33261		1	SOLENOID SWITCH ASSEMBLY
42	33316		1	CONTACT AND PUSH ROD ASSEMBLY
43	24-33265		1	SPRING, CONTACT AND PUSH ROD TENSION
44	33303		1	COVER, SOLENOID SWITCH
45	16-33304		1	STUD, RESISTOR TERMINAL (10-32)
46	33305		1	CONTACT, RESISTOR TERMINAL STUD
47	13-33253		1	LOCKWASHER, RESISTOR TERMINAL STUD (#10)
48	11-20645		1	NUT, RESISTOR TERMINAL STUD (10-32)
-	13-33276		1	LOCKWASHER, SWITCH TERMINAL STUD (#8)
-	11-33255		2	NUT, SWITCH TERMINAL STUD (8-32)
49	16-33299		1	STUD, MOTOR TERMINAL (3/8-16)
50	16-33288		1	STUD, BATTERY TERMINAL (3/8-16)
51	12-33289		2	WASHER, BATTERY AND MOTOR TERMINAL STUD (3/8)
52	11-33267		2	NUT, BATTERY AND MOTOR TERMINAL STUD (3/8-16)
53	13-33254		1	LOCKWASHER, BATTERY TERMINAL STUD (3/8)
54	11-33249		1	NUT, BATTERY TERMINAL STUD (3/8-16)
55	16-33262		1	STUD, SWITCH TERMINAL (8-32)
56	54-33307		1	CLIP, SWITCH TERMINAL STUD
57	12-33279		2	WASHER, PLASTIC - SWITCH TERMINAL STUD (#8)
58	11-33252		2	NUT, SWITCH TERMINAL STUD (8-32)
59	13-33268		1	LOCKWASHER, SWITCH TERMINAL STUD (#8)
60	10-33248		2	SCREW, COVER TO SOLENOID SWITCH
61	12-33279		2	WASHER, PLASTIC - COVER SCREW
62	10-33315		1	SCREW, FIELD COIL LEAD TO SOLENOID SWITCH
63	13-33251		1	LOCKWASHER, FIELD COIL LEAD SCREW

ALTERNATOR ASSEMBLY

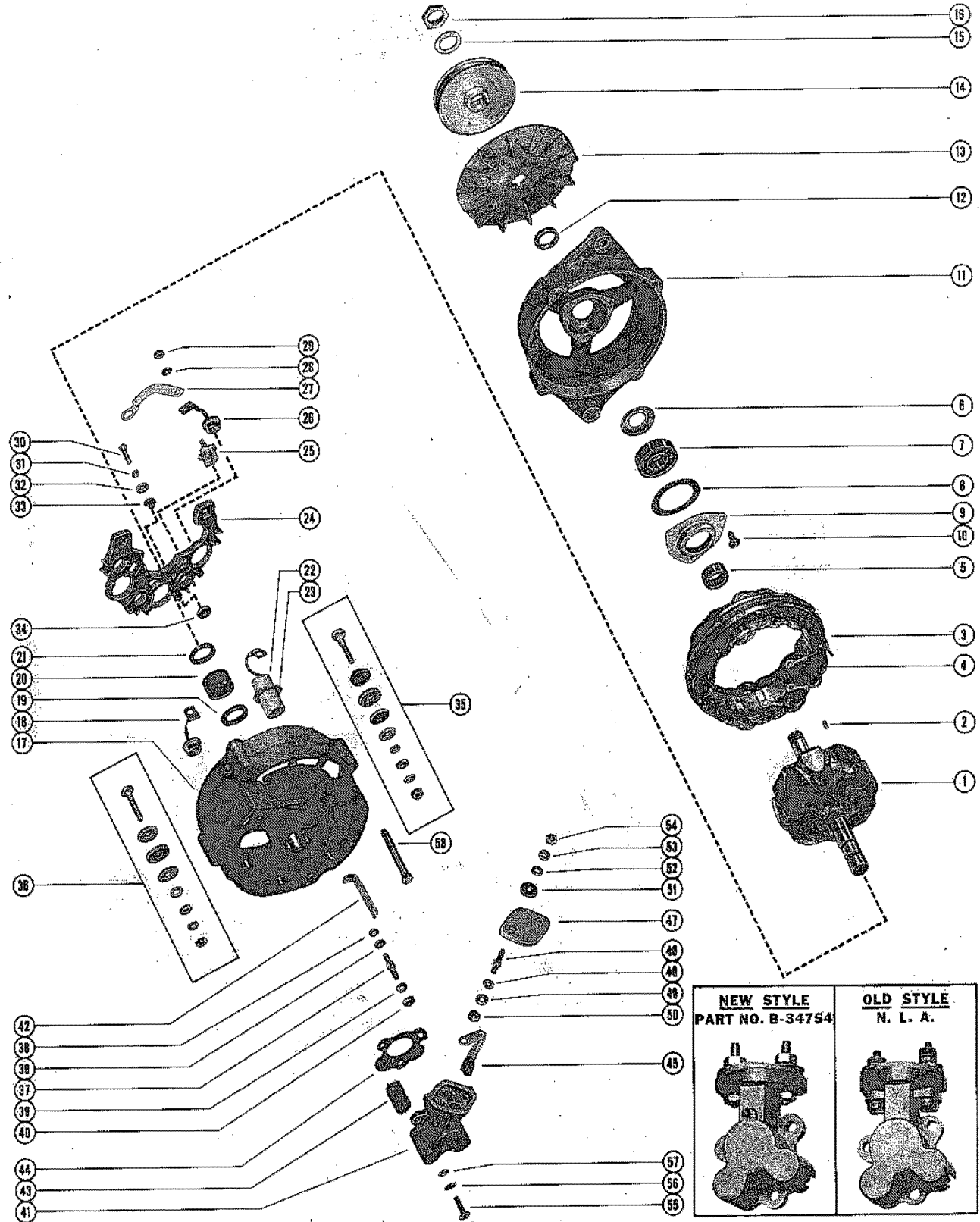


ALTERNATOR ASSEMBLY

REF. NO.	PART NO.	SYM.	QTY.	DESCRIPTION
-	32701		1,	ALTERNATOR ASSEMBLY SERIAL 00000000-01727984
-	37615A1		,1	ALTERNATOR ASSEMBLY SERIAL 01727985-09999999
1	33331		1,	ROTOR
	38022		,1	ROTOR
2	28-38030		1,1	KEY, DRIVE - PULLEY AND FAN (ROTOR)
3	33325		1,1	STATOR ASSEMBLY
4	54-33329		3,3	CLIP, TERMINAL - STATOR LEADS
5	33263		1,	COLLAR, DRIVE END FRAME - INNER
	38029		,1	COLLAR, DRIVE END FRAME - INNER
6	25-33312		1,1	SLINGER, GREASE - DRIVE END FRAME
7	30-20802		1,1	BEARING, BALL - DRIVE END FRAME
8	27-33273		1,1	GASKET, BALL BEARING RETAINER PLATE
9	33319		1,1	PLATE, BALL BEARING RETAINER - DRIVE END FRAME
10	10-33323		3,	SCREW, BALL BEARING RETAINER PLATE TO DRIVE END FRAME
	10-38028		,3	SCREW, BALL BEARING RETAINER PLATE TO DRIVE END FRAME
11	33343		1,1	FRAME, DRIVE END
12	33344		1,1	COLLAR, DRIVE END FRAME - OUTER
13	33336		1,	FAN, DRIVE END FRAME
14	36105		1,	PULLEY, DRIVE END FRAME
13	37614		,1	FAN, DRIVE END FRAME
14	38766		,1	PULLEY, DRIVE END FRAME
15	13-33309		1,1	WASHER, WAVE - ROTOR NUT
16	11-33272		1,1	NUT, ROTOR TO DRIVE END FRAME
17	33349		1,1	FRAME ASSEMBLY, SLIP RING END
18	33341		3,3	DIODE PACKAGE, SLIP RING END FRAME - NEGATIVE
19	26-33348		1,1	SEAL, SLIP RING END FRAME ROLLER BEARING - OUTER
20	31-33355		1,1	BEARING, ROLLER - SLIP RING END FRAME
21	26-33339		1,1	SEAL, SLIP RING END FRAME ROLLER BEARING - INNER
22	33327		1,1	CONDENSER
23	33345		1,1	RETAINER, SLIP RING END FRAME CONDENSER
24	33350		1,1	HEAT SINK ASSEMBLY, SLIP RING END FRAME
25	33342		3,3	TERMINAL PACKAGE, DIODE JUNCTION AND STATOR TERMINAL
26	33340		3,3	DIODE PACKAGE, HEAT SINK - POSITIVE
27	33332		1,1	STRAP, DIODE JUNCTION TERMINAL TO RELAY TERMINAL
28	13-34383		3,3	LOCKWASHER, DIODE JUNCTION TERMINAL
29	11-26419		3,3	NUT, DIODE JUNCTION TERMINAL
30	10-24609		1,1	SCREW, CONDENSOR TERMINAL TO HEAT SINK
31	13-34383		1,1	LOCKWASHER, CONDENSER TERMINAL SCREW
32	12-20192		1,	WASHER, CONDENSER TERMINAL SCREW

CONTINUED ON NEXT PAGE ➡

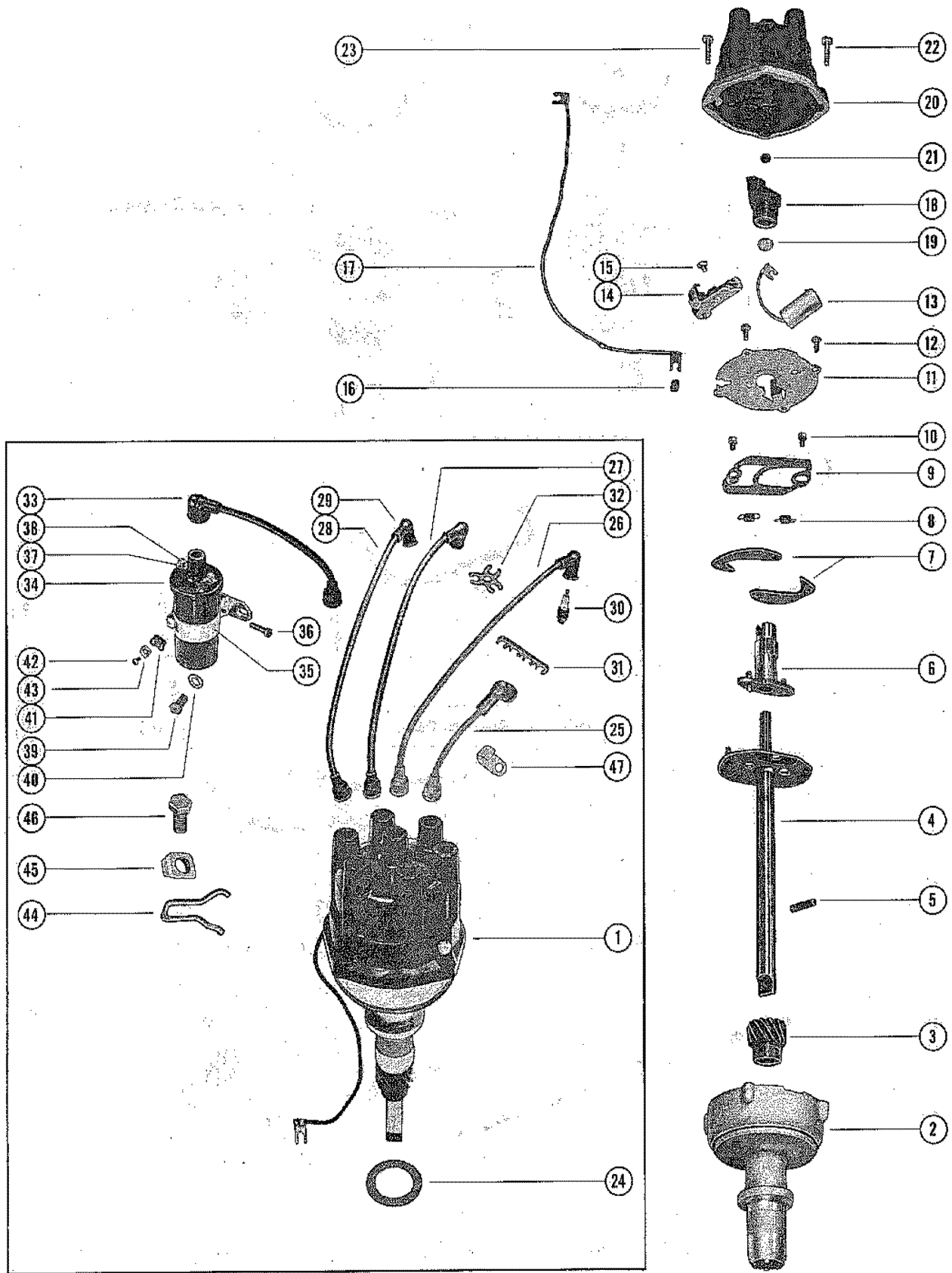
ALTERNATOR ASSEMBLY



ALTERNATOR ASSEMBLY

REF. NO.	PART NO.	SYM.	QTY.	DESCRIPTION
32	12-38027		,1	WASHER, CONDENSER TERMINAL SCREW
33	33326		1,1	INSULATOR, CONDENSER TERMINAL SCREW
34	12-33328		1,1	WASHER, INSULATING - CONDENSER TERMINAL SCREW
35	33353		1,1	RELAY TERMINAL PACKAGE, HEAT SINK TO SLIP RING END FRAME
36	33352		1,1	BATTERY TERMINAL PACKAGE, HEAT SINK TO SLIP RING END FRAME
37	33346		1,1	TERMINAL, GROUND - SLIP RING END FRAME
38	12-20192		1,1	WASHER, GROUND TERMINAL
39	13-26995		2,2	LOCKWASHER, GROUND TERMINAL
40	11-26419		1,1	NUT, GROUND TERMINAL
41	34754		1,1	BRUSH HOLDER PACKAGE
42	35203		1,1	CONNECTOR, GROUND TERMINAL TO GROUND BRUSH STUD
43	35-33602		2,2	SCREEN, FLAME ARRESTOR - BRUSH HOLDER
44	27-33347		1,1	GASKET, BRUSH HOLDER
45	35200		1,1	BRUSH PACKAGE, STATOR (2 PER PACKAGE)
46	16-35202		2,2	STUD, FIELD AND GROUND BRUSH - BRUSH HOLDER
47	35205		1,1	COVER, PLASTIC - BRUSH HOLDER
48	13-35207		2,2	WASHER, WAVE - FIELD AND GROUND BRUSH STUD (LOWER)
49	13-35198		2,2	LOCKWASHER, FIELD AND GROUND BRUSH STUD (LOWER)
50	11-38026		2,2	NUT, FIELD AND GROUND BRUSH STUD (LOWER)
51	11-35206		2,2	NUT, SEALING - FIELD AND GROUND BRUSH STUD
52	12-35199		1,1	WASHER, GROUND BRUSH STUD
53	13-35208		2,2	WASHER, WAVE - FIELD AND GROUND BRUSH STUD (UPPER)
54	111-38026		2,2	NUT, FIELD AND GROUND BRUSH STUD (UPPER)
55	10-34382		3,3	SCREW, BRUSH HOLDER TO SLIP RING END FRAME.
56	13-26995		3,3	LOCKWASHER, BRUSH HOLDER SCREW
57	12-20670		3,	WASHER, BRUSH HOLDER SCREW
	12-38024		,3	WASHER, BRUSH HOLDER SCREW
58	10-33322		4,4	BOLT, THUR - SLIP RING END FRAME TO DRIVE END FRAME

DISTRUBUTOR ASSEMBLY AND COIL

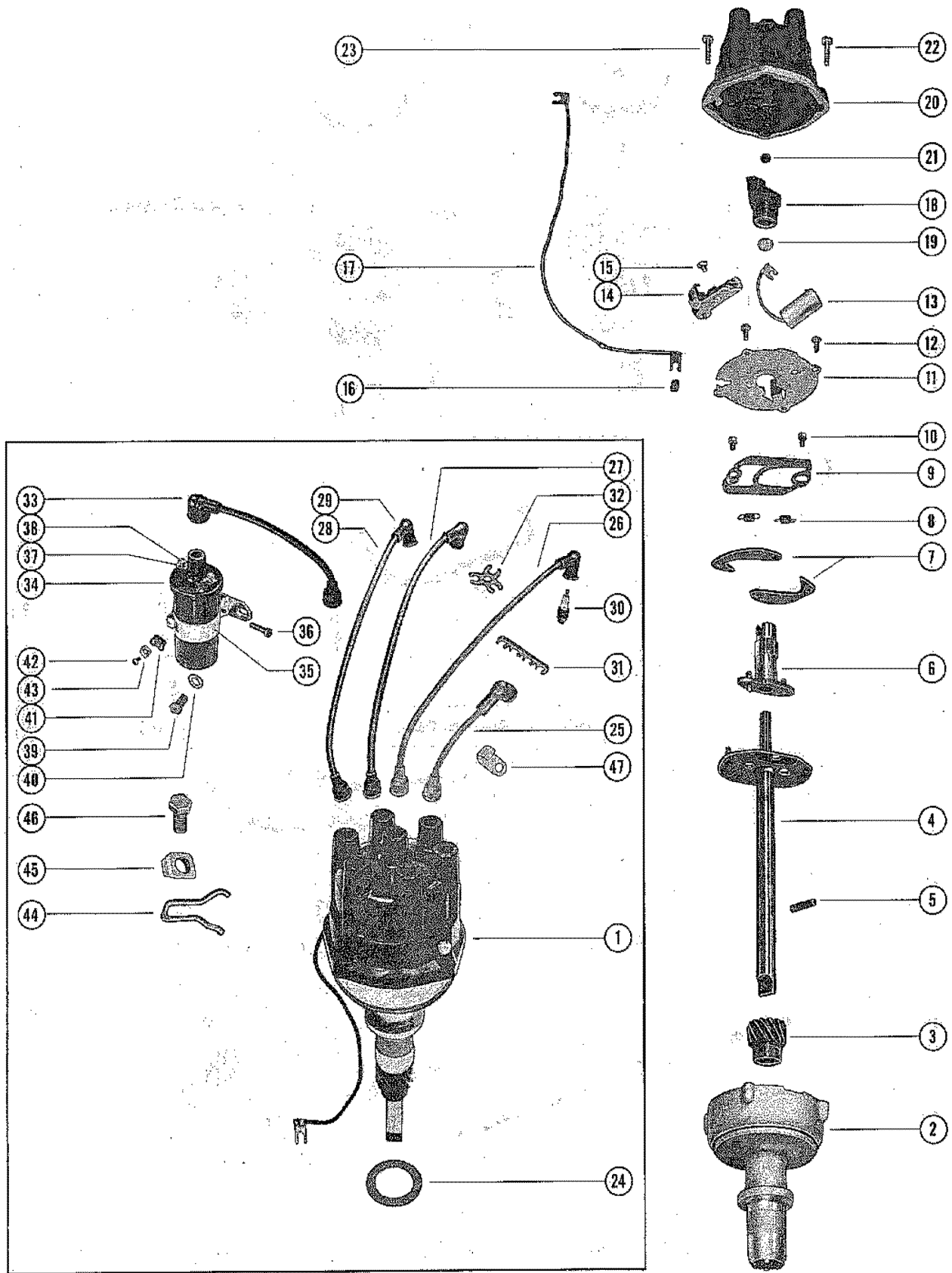


DISTRUBUTOR ASSEMBLY AND COIL

REF. NO.	PART NO.	SYM.	QTY.	DESCRIPTION
1	33300		1	DISTRIBUTOR ASSEMBLY, COMPLETE
2	33668		1	HOUSING, PRIMARY - DISTRIBUTOR
3	43-33664		1	GEAR, DRIVE - MAIN SHAFT
4	33766		1	MAIN SHAFT AND WEIGHT PLATE
5	17-33649		1	PIN, DRIVE GEAR TO MAIN SHAFT
6	33767		1	CAM, BREAKER - ADVANCE
-	33653		1	FELT, BREAKER CAM LUBRICATOR
-	33670		1	RETAINER, BREAKER CAM LUBRICATOR FELT
7	33768		2	WEIGHT, BREAKER CAM ADVANCE
8	24-33769		2	SPRING, BREAKER CAM ADVANCE WEIGHT
9	33655		1	PLATE, WEIGHT HOLD DOWN
10	10-33656		2	SCREW, WEIGHT HOLD DOWN PLATE TO WEIGHT PLATE
11	33665		1	PLATE, MOUNTING - BREAKER ASSEMBLY AND CONDENSER
12	10-33648		2	SCREW, MOUNTING PLATE TO PRIMARY HOUSING
13	33662		1	CONDENSER
14	34235		1	BREAKER ASSEMBLY, DISTRIBUTOR
15	10-33650		1	SCREW, BREAKER ASSEMBLY TO MOUNTING PLATE
16	25-33666		1	GROMMET, MOUNTING PLATE - PRIMARY WIRE
17	33658		1	LEAD, PRIMARY
18	33659		1	ROTOR, DISTRIBUTOR
19	12-36275		1	WASHER, ROTOR
20	33765		1	CAP, DISTRIBUTOR
21	33654		1	BUTTON, CARBON - DISTRIBUTOR CAP
22	10-33660		1	SCREW, DISTRIBUTOR CAP TO PRIMARY HOUSING (8-32)
23	10-33663		1	SCREW, DISTRIBUTOR CAP TO PRIMARY HOUSING (10-32)
24	27-34486		1	GASKET, DISTRIBUTOR
25	32762A1		2	LEAD ASSEMBLY, HIGH TENSION - DISTRIBUTOR (6 1/4")
26	32762A2		1	LEAD ASSEMBLY, HIGH TENSION - DISTRIBUTOR (14 1/4")
27	32762A3		1	LEAD ASSEMBLY, HIGH TENSION - DISTRIBUTOR (20 3/4")
28	32762A4		2	LEAD ASSEMBLY, HIGH TENSION - DISTRIBUTOR (22")
29	20119		6	PROTECTOR, HIGH TENSION LEAD
-	393-1275		6	SLEEVE, TERMINAL END COVER
30	33-37405		6	SPARK PLUG (AC#C-44N)
31	32784		1	RETAINER, HIGH TENSION LEADS
32	32783		1	RETAINER, HIGH TENSION LEADS
33	32763A1		1	WIRE ASSEMBLY, DISTRIBUTOR TO COIL (8 1/4")
34	32704		1	COIL ASSEMBLY, IGNITION
35	33321		1	BRACKET, IGNITION COIL MOUNTING
36	10-33311		1	SCREW, MOUNTING BRACKET TO IGNITION COIL
37	54-33271		2	CLAMP, LOCK - IGNITION COIL TERMINAL
38	11-33277		2	NUT, IGNITION COIL TERMINAL
39	10-27165		1	SCREW, IGNITION COIL TO CYLINDER BLOCK

CONTINUED ON NEXT PAGE ➡

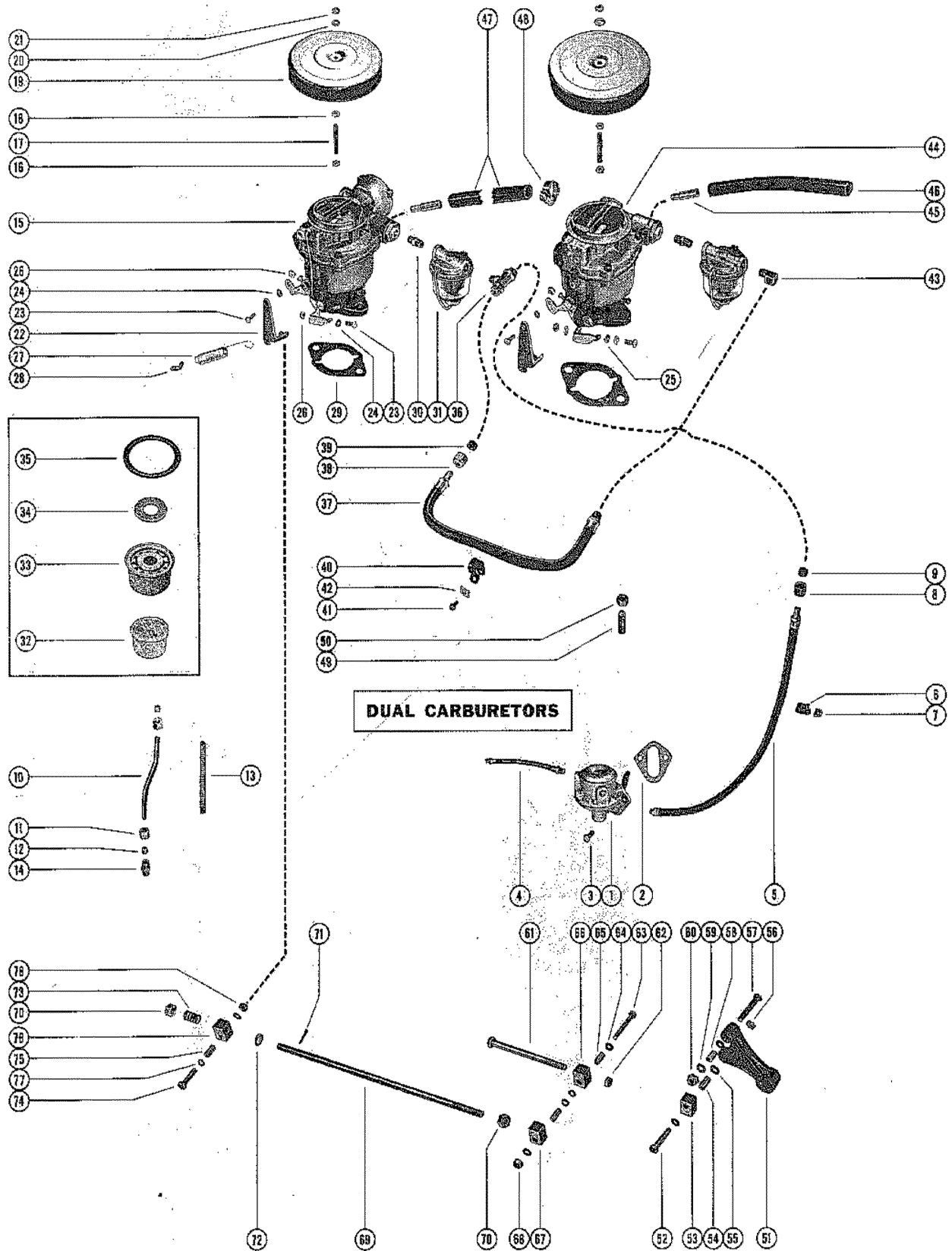
DISTRUBUTOR ASSEMBLY AND COIL



DISTRUBUTOR ASSEMBLY AND COIL

REF. NO.	PART NO.	SYM.	QTY.	DESCRIPTION
40	12-20553		1	WASHER, IGNITION COIL SCREW
41	54-22627		1	CLIP, WIRING HARNESS TO COIL BRACKET USE WITH DUAL CARBURETOR INSTALLATION ONLY
42	10-26668		1	SCREW, WIRING HARNESS CLIP TO COIL BRACKET USE WITH DUAL CARBURETOR INSTALLATION ONLY
43	22789		1	"D" WASHER, WIRING HARNESS CLIP SCREW USE WITH DUAL CARBURETOR INSTALLATION ONLY
44	34480		1	CLAMP UNIT, DISTRIBUTOR
45	34549		1	RETAINER, DISTRIBUTOR CLAMP UNIT
46	10-35169		1	SCREW, DISTRIBUTOR TO CYLINDER BLOCK
47	54-33361		2	CLAMP, HIGH TENSION LEADS

FUEL PUMP, FUEL FILTER, CARBUR AND THROTTLE LINKAGE/DUEL

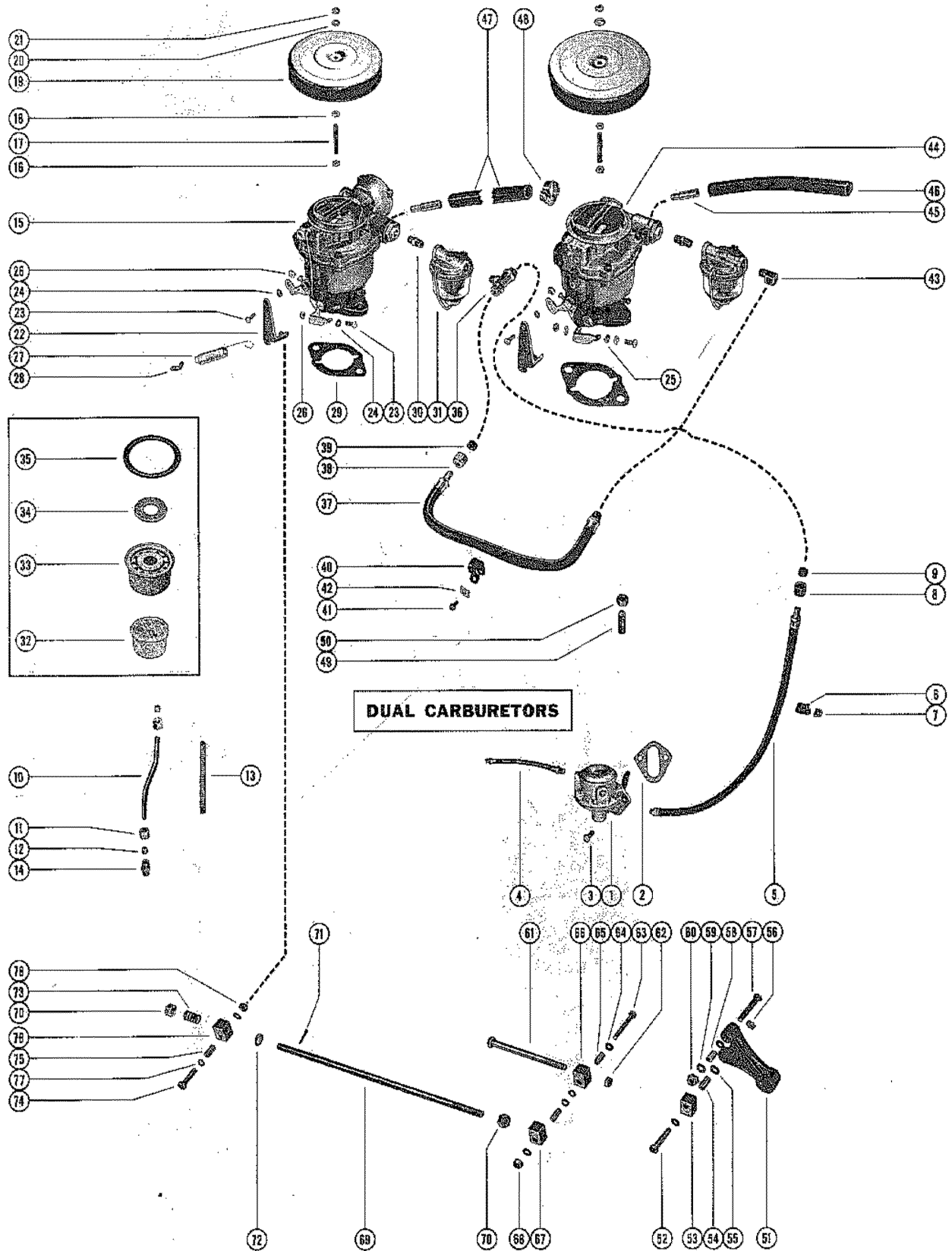


FUEL PUMP, FUEL FILTER, CARBUR AND THROTTLE LINKAGE/DUEL

REF. NO.	PART NO.	SYM.	QTY.	DESCRIPTION
1	32722		1	FUEL PUMP ASSEMBLY
-	33357		1	FUEL PUMP REPAIR KIT
-	33358		1	FUEL PUMP DIAPHRAGM KIT
2	27-34213		1	GASKET, FUEL PUMP MOUNTING
3	10-34554		2	BOLT, FUEL PUMP TO CYLINDER BLOCK (3/4")
4	32-30466		1	FUEL LINE, FUEL TANK TO FUEL PUMP
5	32-33099		1	FUEL LINE, FUEL PUMP TO FUEL FILTER (24")
6	54-22627		1	CLIP, FUEL LINE TO COIL BRACKET
7	22789		1	"D" WASHER, FUEL LINE CLIP SCREW
8	22-30177		1	NUT, FUEL LINE TO TEE
9	22-30175		1	SLEEVE, FUEL LINE NUT TO TEE
10	32-33097A1		1	PIPE ASSEMBLY, CHOKE-CARBURETOR TO INTAKE MANIFOLD COVER CONNECTOR
11	11-21310		2	NUT ,CHOKE PIPE TO CARBURETOR AND INTAKE MANIFOLD COVER CONNECOTR
12	23-21309		2	SLEEVE, CHOKE PIPE TO CARBURETOR AND INTAKE MANIFOLD COVER CONNECTOR NUT
13	34292		1	COVERING, CHOKE PIPE
14	22-21373		1	CONNECTOR, INTAKE MANIFOLD COVER TO CHOKE PIPE
15	1338-2428		1	CARBURETOR ASSEMBLY, FRONT (BC)(SEEF10 FOR BREAKDOWN) SERIAL 00000000-01823489
	1338-2608		1	CARBURETOR ASSEMBLY, FRONT (BC)(SEE F10 FOR BREAKDOWN) SERIAL 01823490-01830151
16	11-29031		2	NUT, JAM - FLAME ARRESTOR MOUNTING STUD
17	16-33102		2	STUD, FLAME ARRESTOR MOUNTING - CARBURETOR
18	11-28941		2	NUT, FLAME ARRESTOR MOUNTING STUD (BOTTOM)
19	33061		2	FLAME ARRESTOR
20	12-22937		2	WASHER, FLAME ARRESTOR MOUNTING STUD
21	11-20586		2	NUT, FLAME ARRESTOR MOUNTING STUD (TOP)
22	33108		2	PLATE, THROTTLE - CARBURETOR
23	10-20100		4	SCREW, THROTTLE PLATE TO CARBURETOR
24	12-26014		5	WASHER, THROTTLE PLATE TO CARBURETOR SCREW
25	12-20128		5	WASHER, THROTTLE PLATE TO CARBURETOR SCREW
26	11-20110		4	NUT, THROTTLE PLATE TO CARBURETOR SCREW
27	24-33453		1	SPRING, THROTTLE RETURN - FRONT CARBURETOR (2 3/4")
	24-35874		1	SPRING, THROTTLE RETURN - REAR CARBURETOR (4 3/4") USE WITH ALUMINUM MANIFOLD
	24-35875		1	SPRING, THROTTLE RETURN REAR CARBURETOR (6 1/4")(USE WITH ALUMINUM MANIFOLD
28	26551		1	RETAINER,INTAKE MIANIFOLD COVER SCREW-THROTTLE RETURN SPRING
29	27-33460		2	GASKET, CARBURETOR TO INTAKE MANIFOLD COVER
30	22-32876		2	NIPPLE, FUEL FILTER TO CABURETOR
31	35-35382A1		2	FUEL FILTER ASSEMBLY, CABURETOR
32	35157		2	BOWL, ALUMINUM - FUEL FILTER

CONTINUED ON NEXT PAGE ➡

FUEL PUMP, FUEL FILTER, CARBUR AND THROTTLE LINKAGE/DUEL

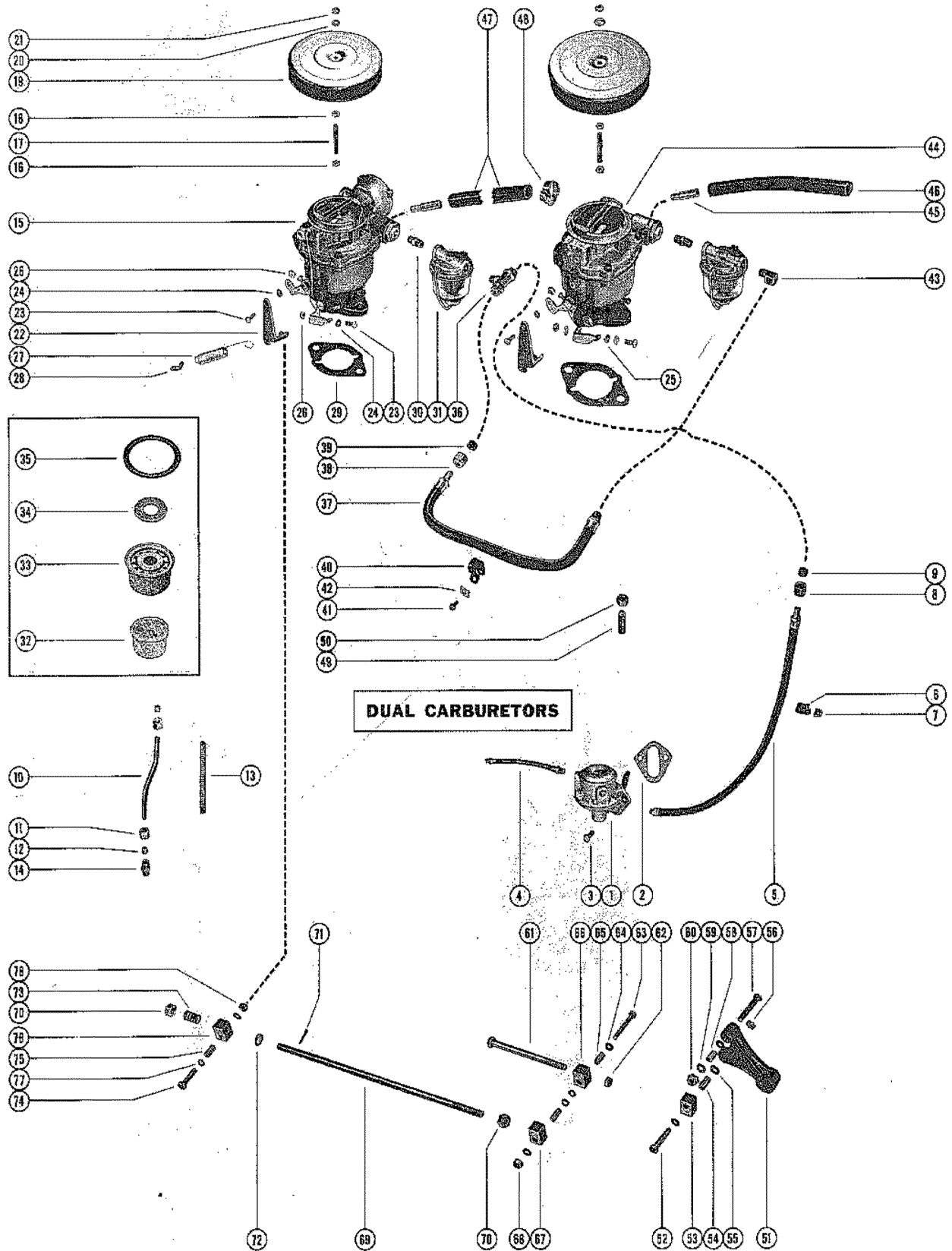


FUEL PUMP, FUEL FILTER, CARBUR AND THROTTLE LINKAGE/DUEL

REF. NO.	PART NO.	SYM.	QTY.	DESCRIPTION
33	35-33744		2	ELEMENT, FUEL FILTER
34	27-33746		2	GASKET, FUEL FILTER ELEMENT
35	27-33745		2	GASKET ,FUEL FILTER BOWL
36	22-33740		1	TEE, FUEL FILTER TO FUEL LINES
37	32-33098		1	FUEL LINE, FUEL FILTER TO FUEL FILTER (14 1/2")
38	22-30177		1	NUT, FUEL LINE TEE
39	22-30175		1	SLEEVE, FUEL LINE TO TEE NUT
40	54-22627		1	CLIP, FUEL FILTER FUEL LINE
41	10-22654		1	SCREW, FUEL FILTER FUEL LINE CLIP TO CABURETOR
42	22789		1	"D" WASHER, FUEL LINE CLIP SCREW
43	22-23125		1	ELBOW, FUEL FILTER TO FUEL LINE
44	1338-2431		1	CARBURETOR ASSEMBLY, REAR (B) (SEE F10 FOR BREAKDOWN SERIAL 00000000-01823489)
	1338-2609		1	CARBURETOR ASSEMBLY, REAR (B) (SEE F10 FOR BREAKDOWN) SERIAL 01823490-01830151
45	N.S.S.		2	FITTING, VENT HOSE TO CABURETOR
46	32-36119		1	HOSE, VENT - REAR CARBURETOR TO VENT ELBOW (10")
47	32-33458		1	HOSE, VENT - FRONT CARBURETOR TO VENT ELBOW (12 5/8")
48	54-35830		2	CLAMP, VENT HOSE TO VENT ELBOW
49	16-20550		4	STUD, CARBURETOR MOUNTING - INTAKE MANIFOLD COVER
50	11-25269		4	NUT, CARBURETOR MOUNTING STUD
51	33091		1	LEVER, THROTTLE - MANIFOLD BODY
52	10-22958		1	SCREW, SWIVEL JOINT TO THROTTLE LEVER (1 1/8")
53	33104		1	SWIVEL JOINT, THROTTLE LEVER
54	23-33109		1	BUSHING, SWIVEL JOINT TO THROTTLE LEVER SCREW
55	12-20128		2	WASHER, SWIVEL JOINT TO THROTTLE LEVER SCREW
56	11-20190		1	NUT, SWIVEL JOINT TO THROTTLE LEVER SCREW
57	10-24233		1	SCREW, REMOTE CONTROL CABLE TO THROTTLE LEVER (1 3/8")
58	23-32818		1	BUSHING, REMOTE CONTROL CABLE TO THROTTLE SCREW
59	12-20128		2	WASHER, REMOTE CONTROL CABLE TO THROTTLE LEVER SCREW
60	11-20190		1	NUT, REMOTE CONTROL CABLE TO THROTTLE LEVER SCREW
61	10-31471		1	SCREW, THROTTLE PLATE SWIVEL JOINT TO THROTTLE LEVER SLIP JO
62	11-25168		1	NUT, JAM - THROTTLE PLATE SWIVEL JOINT TO THROTTLE LEVER SLI
63	10-33123		1	SCREW, SWIVEL JOINT AND SLIP JOINT TO THROTTLE PLATE (1 1/2"
64	12-20128		4	WASHER, SWIVEL JOINT AND SLIP JOINT TO THROTTLE PLATE SCREW
65	23-33109		2	BUSHING, SWIVEL JOINT AND SLIP JOINT TO THROTTLE PLATE SCREW
66	33105		1	SLIP JOINT, THROTTLE PLATE (REAR CARBURETOR)

CONTINUED ON NEXT PAGE ➡

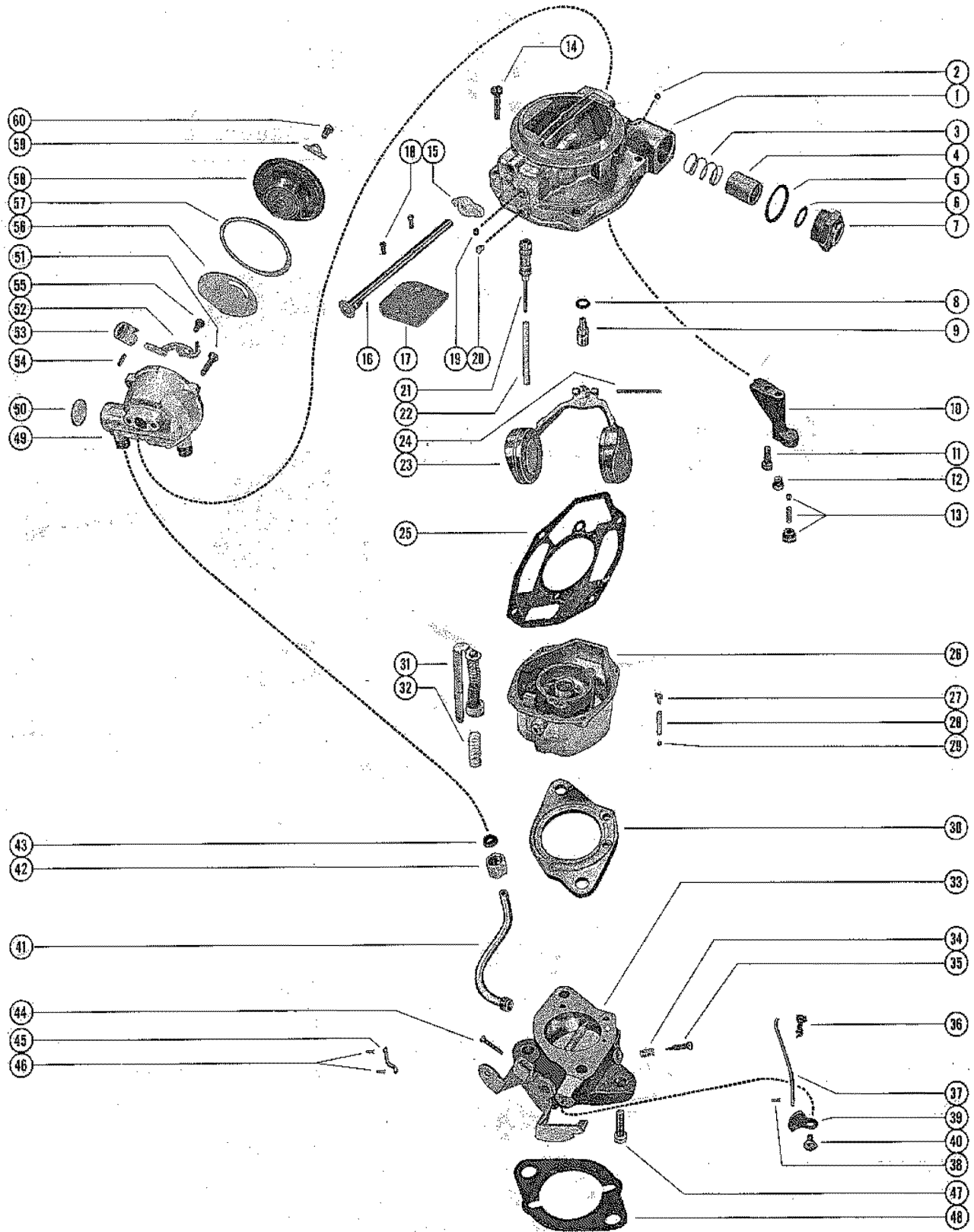
FUEL PUMP, FUEL FILTER, CARBUR AND THROTTLE LINKAGE/DUEL



FUEL PUMP, FUEL FILTER, CARBUR AND THROTTLE LINKAGE/DUEL

REF. NO.	PART NO.	SYM.	QTY.	DESCRIPTION
67	33104		1	SWIVEL JOINT, THROTTLE PLATE
68	11-20110		1	NUT, SWIVEL JOINT AND SLIP JOINT TO THROTTLE PLATE SCREW
69	33103		1	LINK ROD, CARBURETOR THROTTLE PLATE TO CARBURETOR THROTTLE P
70	11-25168		2	NUT, JAM - CARBURETOR THROTTLE PLATE LINK ROD
71	18-26953		1	COTTER PIN, CARBURETOR THROTTLE PLATE LINK ROD
72	12-20028		1	WASHER, CARBURETOR THROTTLE PLATE LINK ROD
73	24-20099		1	SPRING, CARBURETOR THROTTLE PLATE LINK ROD
74	10-37892		1	SCREW, SLIP JOINT TO THROTTLE PLATE (1")
75	23-33109		1	BUSHING, SLIP JOINT TO THROTTLE PLATE SCREW
76	33105		1	SLIP, JOINT, THROTTLE PLATE (FRONT CARBURETOR)
77	12-20128		2	WASHER, SLIP JOINT TO THROTTLE PLATE SCREW
78	11-20190		1	NUT, SLIP JOINT TO THROTTLE PLATE SCREW

CARBURETOR ASSEMBLY, COMPLETE(DUEL CARB)

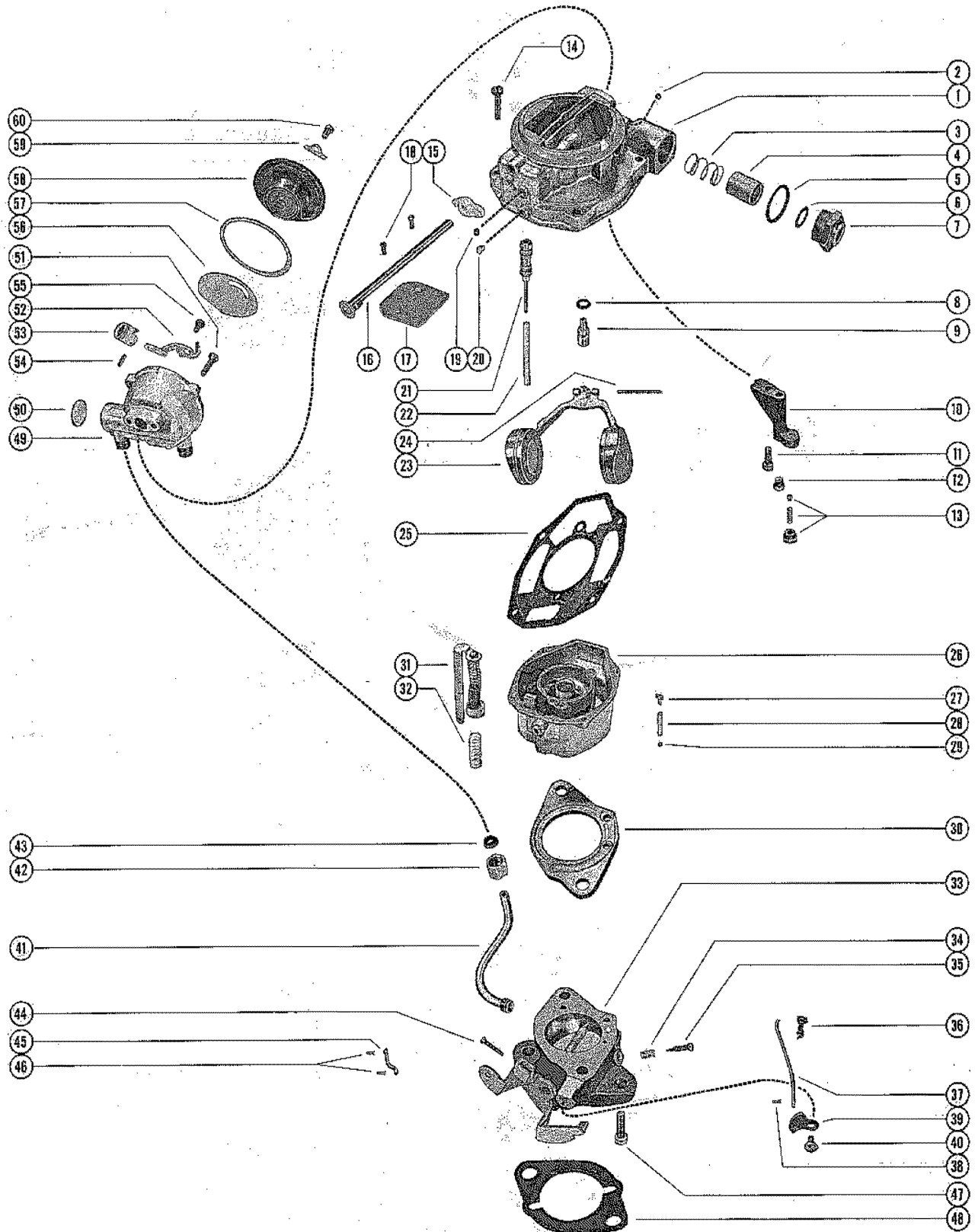


CARBURETOR ASSEMBLY, COMPLETE(DUEL CARB)

REF. NO.	PART NO.	SYM.	QTY.	DESCRIPTION
-	1338-2428		1,,	CARBURETOR ASSEMBLY, COMPLETE (BC) SERIAL 00000000-01823489
-	1338-2431		,1,,	CARBURETOR ASSEMBLY, COMPLETE (B) SERIAL 00000000-01823489
-	1338-2608		,,1,	CARBURETOR ASSEMBLY, COMPLETE (BC) SERIAL 01823490-01830151
-	1338-2609		,,,1	CARBURETOR ASSEMBLY, COMPLETE (B) SERIAL 01823490-01830151
1	1397-2429		1,,1,	AIR HORN ASSEMBLY
	1397-2432		,1,,1	AIR HORN ASSEMBLY
2	1397-2050		1,1,1,1	PLUG AIR HORN
3	24-33624		1,1,1,1	SPRING, FUEL INLET FILTER NUT - AIR HORN
4	1397-2150		1,1,1,1	FILTER, FUEL INLET - AIR HORN
5			1,1,1,1	GASKET, FUEL INLET FILTER NUT - AIR HORN
6			1,1,1,1	GASKET, FUEL INLET FILTER NUT - AIR HORN
7	11-33631		1,1,1,1	NUT, FUEL INLET FILTER - AIR HORN
8			1,1,1,1	GASKET INLET NEEDLE AND SEAT
9			1,1,1,1	INLET NEEDLE AND SEAT ASSEMBLY, AIR HORN
10	1397-2430		1,,1,	MAIN WELL SUPPORT ASSEMBLY
	1397-2433		,1,,1	MAIN WELL SUPPORT ASSEMBLY
11	10-33617		1,1,1,1	SCREW, MAIN WELL SUPPORT TO AIR HORN
12	1397-2447		1,,1,	JET, MAIN WELL SUPPORT (STANDARD)
	1397-2446		,1,,1	JET, MAIN WELL SUPPORT (STANDARD)
13			1,1,1,1	POWER VALVE ASSEMBLY, MAIN WELL SUPPORT
14	10-33622		4,4,4,4	SCREW, AIR HORN TO FLOAT BOWL
15	1397-2153		1,,1,	LEVER, CHOKE - CHOKE SHAFT
16	1397-2157		1,,1,	CHOKE SHAFT ASSEMBLY
17	1397-2149		1,,1,	VALVE, CHOKE - CHOKE SHAFT
18	10-33045		2,,2,	SCREW, CHOKE VALVE TO CHOKE SHAFT
19	1397-2141		1,1,1,1	PLUG, IDLE PASSGE - OUTER (AIRORN)
20	1397-2143		1,1,1,1	PLUG, IDLE PASSAGE - INNER (AIR HORN)
21	1397-2148		1,1,1,1	PISTON, POWER - AIR HORN
22	24-33618		1,1,,	SPRING, POWER PISTON
23	1397-2144		1,1,,	FLOAT ASSEMBLY N.L.A.- FOR REPLACEMENT,ORDER B-1397-2610 MODIFICATION KIT
	1397-2613		,,1,1	FLOAT ASSEMBLY
24	17-33037		1,1,1,1	PIN,HINGE - FLOAT TO AIR BORN
25			1,1,1,1	GASKET, AIR HORN
26	1397-2164		1,1,1,1	FLOAT BOAT ASSEMBLY
27			1,1,1,1	GUIDE, PUMP DISCHARGE - FLOAT BOWL
28			1,1,1,1	SPRING, DUMP DISCHARGE - FLOAT BOWL
29			1,1,1,1	BALL, PUMP DISCHARGE - FLOAT BOWL
30			1,1,1,1	GASKET, THROTTLE BODY
31			1,1,1,1	PUMP ASSEMBLY, FLOAT BOWL

CONTINUED ON NEXT PAGE ➡

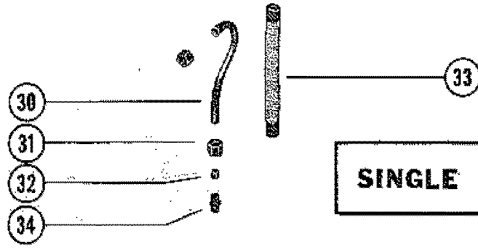
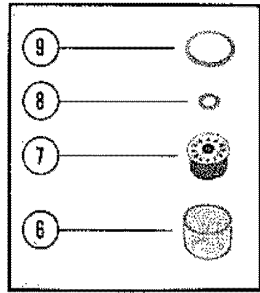
CARBURETOR ASSEMBLY, COMPLETE(DUEL CARB)



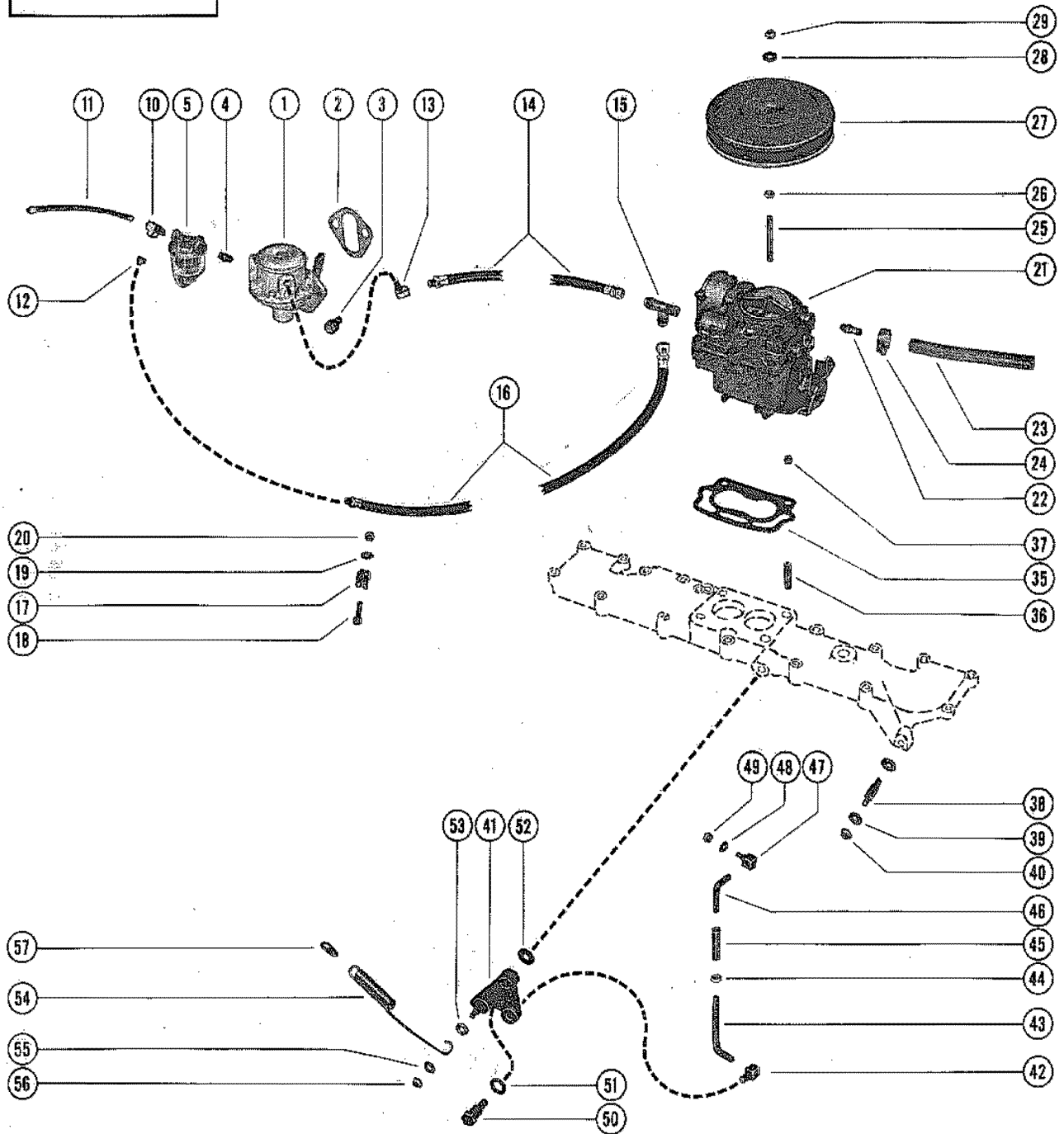
CARBURETOR ASSEMBLY, COMPLETE(DUEL CARB)

REF. NO.	PART NO.	SYM.	QTY.	DESCRIPTION
32			1,1,1,1	SPRING, FLOAT BOWL PUMP RETURN
33	1397-2165		1,,1,	THROTTLE BODY ASSEMBLY
	1397-2169		,1,,1	THROTTLE BODY ASSEMBLY
34	24-36445		1,1,1,1	SPRING, IDLE ADJUSTING NEEDLE
35	1397-2142		1,1,1,1	IDLE ADJUSTING NEEDLE, THROTTLE BODY
36			1,,1,	CLIP, CHOKE ROD (UPPER)
37	1397-2155		1,,1,	ROD, CHOKE
38			1,,1,	CLIP, CHOKE ROD (LOWER)
39	1397-2160		1,,1,	CAM, FAST IDLE - THROTTLE BODY
	1397-2146		,1,,1	CAM, FAST IDLE - THROTTLE BODY
40	10-33042		1,1,,	SCREW, FAST IDLE CAM TO THROTTLE BODY
	10-33632		,,1,1	SCREW, FAST IDLE CAM TO THROTTLE BODY
41	32-33633		1,,1,	CHOKE TUBE ASSEMBLY, THROTTLE BODY
42	11-33627		1,,1,	NUT, CHOKE TUBE TO CHOKE HOUSING
43			1,,1,	PACKING, CHOKE TUBE NUT
44	1397-2061		1,1,1,1	IDLE STOP SCREW, THROTTLE BODY
45	1397-2154		1,1,1,1	LINK, PUMP TO THROTTLE BODY
46			2,2,2,2	PIN, HAIR - PUMP LINK RETAINING
47	10-33630		2,2,2,2	SCREW, THROTTLE BODY TO FLOAT BOWL
48	27-33460		1,1,1,1	GASKET, CARBURETOR FLANGE
49	1397-2152		1,,1,	CHOKE HOUSING ASSEMBLY
50	19-33041		1,,1,	WELCH PLUG, CHOKE HOUSING
51	10-33053		2,,2,	SCREW, CHOKE HOUSING TO AIR HORN
52	1397-2167		1,,1,	LEVER ASSEMBLY, CHOKE PISTON
53	1397-2059		1,,1,	CHOKE PISTON, CHOKE HOUSING
54	17-33049		1,,1,	PIN, CHOKE PISTON TO CHOKE PISTON LEVER
55	10-33056		1,,1,	SCREW, CHOKE PISTON LEVER TO CHOKE HOUSING
56	1397-2110		1,,1,	PLATE, BAFFLE - CHOKE HOUSING
57			1,,1,	GASKET, STAT COVER AND COIL
58	1397-2163		3,,3,	STAT COVER AND COIL ASSEMBLY
59	54-33036		3,,3,	RETAINER, STAT COVER AND COIL SCREW
60	10-33047		3,,3,	SCREW, STAT COVER AND COIL TO CHGOKE HOUSING
-	1397-2151		1,1,,	OVERHAUL KIT
-	1397-2612		,,1,1	OVERHAUL KIT
-	1397-2101		1,1,,	OFF ENGINE KIT
-	1397-2611		,,1,1	OFF ENGINE KIT
-	1397-2102		1,1,1,1	GASKET KIT 1
-	1397-2215		1,,1,	ALTITUDE KIT (5,000 FT)
-	1397-2216		1,,1,	ALTITUDE KIT (5,000 FT)
-	1397-2219		,1,,1	ALTITUDE KIT (5,000 FT)
-	1397-2220		,1,,1	ALTITUDE KIT (10,000 FT)

FUEL PUMP, FUEL FILTER, CARBUR AND THROTTLE LINKAGE/SINGLE



SINGLE CARBURETOR

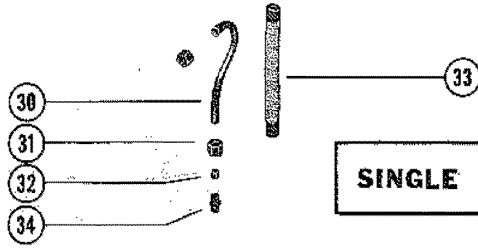
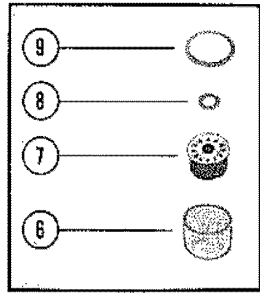


FUEL PUMP, FUEL FILTER, CARBUR AND THROTTLE LINKAGE/SINGLE

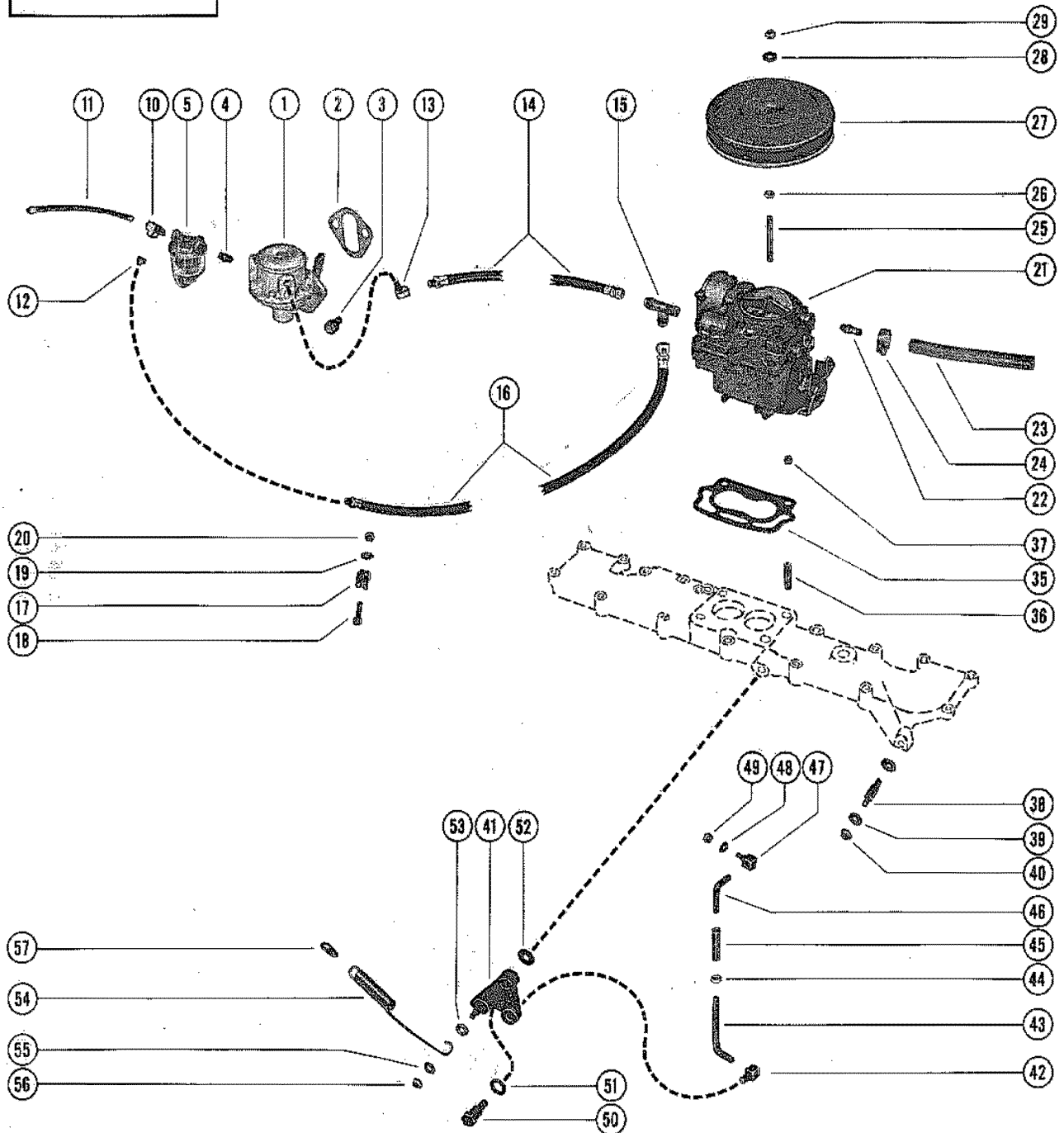
REF. NO.	PART NO.	SYM.	QTY.	DESCRIPTION
1	32722		1	FUEL PUMP ASSEMBLY
-	33357		1	FUEL PUMP REPAIR KIT
-	33358		1	FUEL PUMP DIAPHRGRAM KIT
2	27-34213		1	GASKET, FUEL PUMP
3	10-34554		2	SCREW, FUEL PUMP TO CYLINDER BLOCK (3/4")
4	22-32876		1	NIPPLE, FUEL FILTER TO FUEL PUMP
5	35-35382A1		1	FUEL FILTER ASSEMBLY
6	35157		1	BOWL, ALUMINUM - FUEL FILTER
7	35-33744		1	ELEMENT, FUEL FILTER
8	27-33746		1	GASKET, FUEL FILTER ELEMENT
9	27-33745		1	GASKET, FUEL FILTER BOWL
10	22-28624		1	TEE, FITTING - FUEL FILTER
11	32-30466		1	FUEL LINE, FUEL TANK TO FUEL FILTER
12	22-35224		1	RESTRICTOR, FUEL FILTER TEE
13	22-23125		1	ELBOW, FUEL PUMP TO FUEL LINE
14	32-38988		1	FUEL LINE, FUEL PUMP TO CARBURETOR (32 1/4")
15	22-35471		1	TEE, FUEL LINES TO CARBURETOR
16	32-38989		1	FUEL LINE, RETURN - CARBURETOR TO FUEL FILTER TEE (38 3/4")
17	54-28700		1	CLAMP, FUEL LINES TO CYLINDER BLOCK
18	10-29199		1	SCREW, FUEL LINES CLAMP FASTENING (1")
19	12-24662		1	WASHER, FUEL LINES CLAMP SCREW
20	11-20890		1	NUT, FUEL LINES CLAMP SCREW
21	1338-2633		1	CARBURETOR ASSEMBLY (SEE F10 FOR BREAKDOWN)
22	22-33060		1	NIPPLE, VENT HOSE TO CARBURETOR
23	32-33458		1	HOSE, VENT - CARBURETOR TO ROCKER COVER CONNECTOR
24	54-35830		2	CLAMP, VENT HOSE CLAMPING
25	16-20500		1	STUD, FLAME ARRESTOR MOUNTING - CARBURETOR
26	11-28941		1	NUT, JAM - FLAME ARRESTOR MOUNTING STUD (BOTTOM)
27	33061		1	FLAME ARRESROR, CARBURETOR
28	12-22937		1	WASHER, FLAME ARRESTOR MOUNTING STUD
29	11-20586		1	NUT, FLAME ARRESTOR MOUNTING STUD (TOP)
30	32-38985A1		1	PIPE ASSEMBLY, CHOKE - CARBURETORS TO INTAKE MANIFOLD COVER
31	11-21310		2	NUT, COMPRESSION - CHOKE PIPE
32	23-21309		1	SLEEVE, COMPRESSION - CHOKE PIPE
33	32-38984		1	COVERING, CHOKE PIPE
34	22-21373		1	CONNECTOR, CHOKE PIPE TO INTAKE MANIFOLD COVER
35	27-32910		1	GASKET, CARBURETOR
36	16-33111		4	STUD, CARBURETOR TO INTAKE MANIFOLD COVER (1 9/16")
37	11-29250		4	NUT, CARBURETOR MOUNTING STUD
38	16-38525		1	STUD, ANCHOR - THROTTLE CABLE TO INTAKE MANIFOLD COVER

CONTINUED ON NEXT PAGE ➡

FUEL PUMP, FUEL FILTER, CARBUR AND THROTTLE LINKAGE/SINGLE



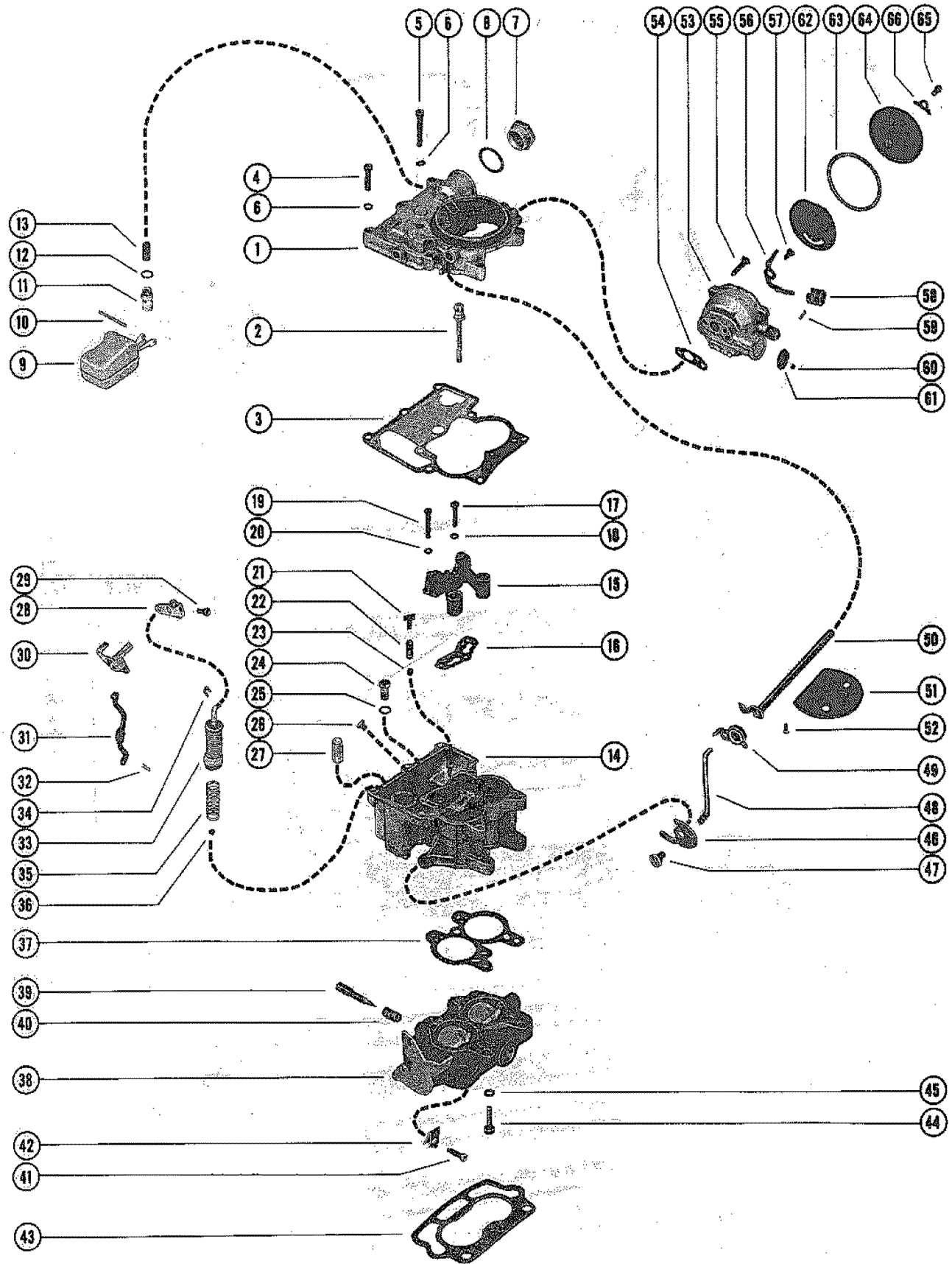
SINGLE CARBURETOR



FUEL PUMP, FUEL FILTER, CARBUR AND THROTTLE LINKAGE/SINGLE

REF. NO.	PART NO.	SYM.	QTY.	DESCRIPTION
39	12-24664		2	WASHER, THROTTLE CABLE ANCHOR STUD
40	11-20586		1	NUT, THROTTLE CABLE ANCHOR STUD
41	38979		1	LEVER, THROTTLE - INTAKE MANIFOLD COVER
42	27947		1	SWIVEL, LINK ROD TO THROTTLE LEVER
43	38982		1	LINK ROD, THROTTLE
44	11-25168		1	NUT, JAM - THROTTLE LINK ROD
45	33393		1	SLEEVE, ADJUSTING - THROTTLE LINK ROD
46	33394		1	LINK ROD, CARBURETOR
47	38983		1	SWIVEL, LINK ROD TO CARBURETOR
48	12-30164		1	WASHER, LINK ROD TO CARBURETOR SWIVEL
49	11-20110		1	NUT, LINK ROD TO CARBURETOR SWIVEL
50	10-38507		1	SCREW, STEP - THROTTLE LEVER TO INTAKE MANIFOLD COVER
51	12-35950		1	WASHER, THROTTLE LEVER STEP SCREW (7/16" O.D)
52	12-20553		1	WASHER, THROTTLE STEP SCREW (13/32" O.D)
53	12-25866		1	WASHER, THROTTLE LEVER STUD (21/64"O .D)
54	24-35875		1	SPRING, THROTTLE RETURN
55	12-30164		1	WASHER, THROTTLE LEVER STUD (3/8 "O.D)
56	11-20110		1	NUT, THROTTLE LEVER STUD
57	26551		1	RETAINER, INTAKE MANIFOLD COVER SCREW - THROTTLE SPRING

CARBURETOR ASSEMBLY COMPLETE(SINGLE CARB)

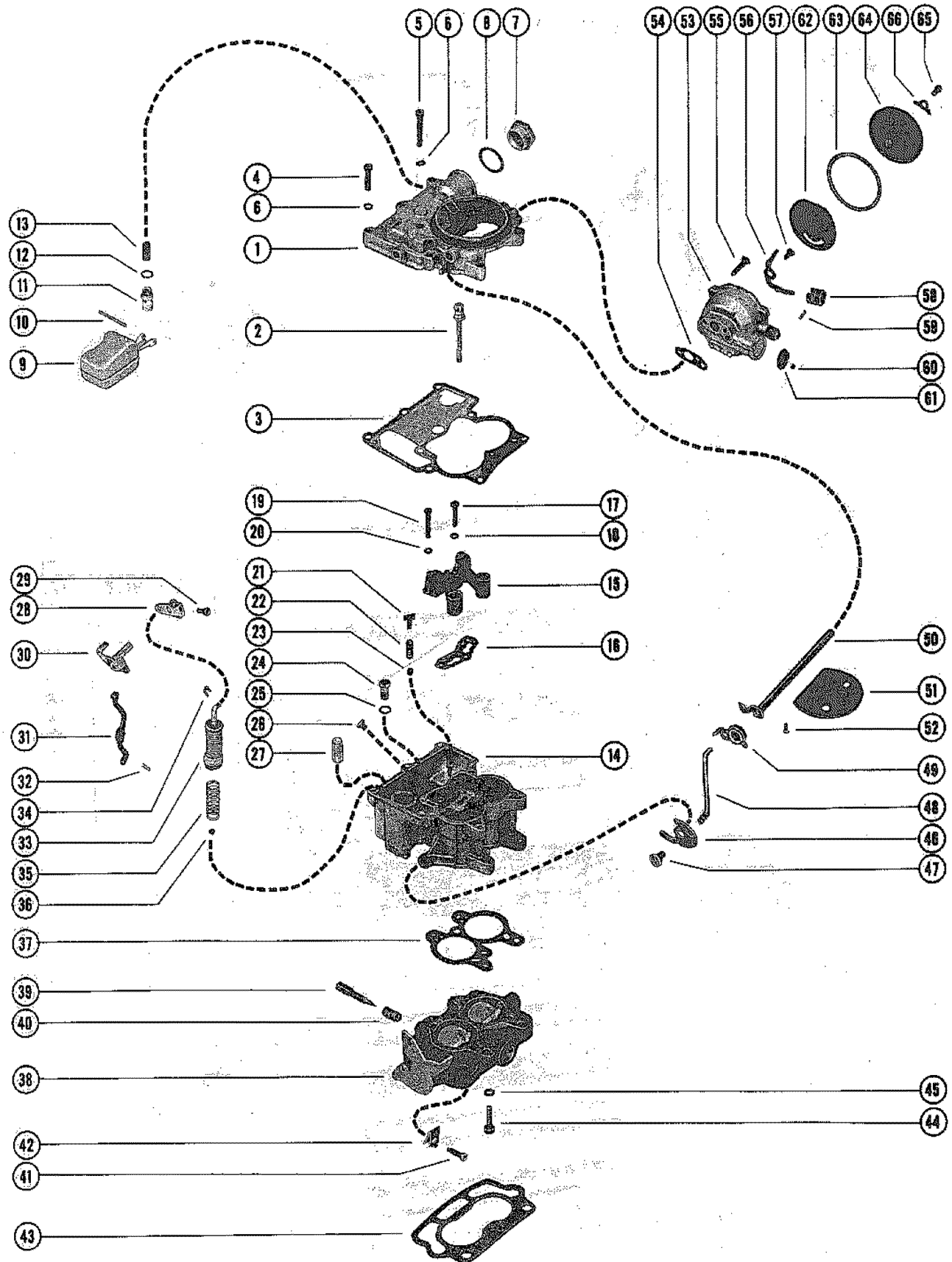


CARBURETOR ASSEMBLY COMPLETE(SINGLE CARB)

REF. NO.	PART NO.	SYM.	QTY.	DESCRIPTION
-	1338-2633		1	CARBURETOR ASSEMBLY, COMPLETE SERIAL 01830152-09999999
1	1397-2635		1	AIR HORN
2	1397-2256		1	POWER PISTON ASSEMBLY
3			1	GASKET, AIR HORN SERIAL 00000003-000004,5
4	10-33043		7	SCREW, AIR HORN TO FLOAT BOWL (SHORT)
5	10-33048		1	SCREW, AIR HORN TO FLOAT (LONG)
6	13-33027		8	LOCKWASHER, AIR HORN SCREW
7	11-33631		1	NUT, FUEL INLET - AIR HORN
8			1	GASKET, FUEL INLET NUT SERIAL 00000003-000004,5
9	1397-2060		1	FLOAT ASSEMBLY
10	17-33037		1	PIN, HINGE - FLOAT TO AIR HORN
11			1	INLET NEEDLE AND SEAT ASSEMBLY SERIAL 00000004-00000005
12			1	GASKET, INLET NEEDLE AND SEAT SERIAL 00000003-00004,5,
13			1	STRAINER, INLET NEEDLE AND SEAT SERIAL 00000004-00000005
14	1397-2636		1	FLOAT BOWL ASSEMBLY
15	1397-2640		1	VENTURI CLUSTER ASSEMBLY, FLOAT BOWL
16			1	GASKET, VENTURI CLUSTER SERIAL 00000003-000004,5
17	10-33034		1	SCREW, VENTURI CLUSTER TO FLOAT BOWL (CENTER)
18			1	GASKET, VENTURI CLUSTER SCREW (CENTER) SERIAL 00000003-000004,5
19	10-33033		2	SCREW, VENTURI CLUSTER TO FLOAT BOWL (OUTER)
20	13-33029		2	LOCKWASHER, VENTURI CLUSTER SCREW (OUTER)
21			1	GUIDE, PUMP DISCHARGE - FLOAT BOWL SERIAL 00000000-00000005
22			1	SPRING, PUMP DISCHARGE - FLOAT BOWL SERIAL 00000000-00000005
23			1	BALL, PUMP DISCHARGE - FLOAT BOWL SERIAL 00000000-00000005
24			1	POWER VALVE ASSEMBLY, FLOAT BOWL SERIAL 00000000-00000005
25			1	GASKET, POWER VALVE SERIAL 00000003-000004,5
26	1397-2448		1	JET, FLOAT BOWL (STANDARD)
27			1	STRAINER, PUMP INLET SERIAL 00000000-00000005
28	1397-2048		1	LEVER, PUMP - AIR HORN
29	10-33047		1	SCREW, AIR HORN PUMP LEVER
30	1397-2628		1	PUMP SHAFT AND LEVER ASSEMBLY, AIR HORN
31	1397-2051		1	ROD, PUMP
32			1	CLIP, RETAINER - PUMP ROD SERIAL 00000004-00000005
33			1	PUMP ASSEMBLY, FLOAT BOWL SERIAL 00000004-00000005
34			1	CLIP, RETAINER - FLOAT BOWL PUMP SERIAL 00000004-00000005

CONTINUED ON NEXT PAGE ➡

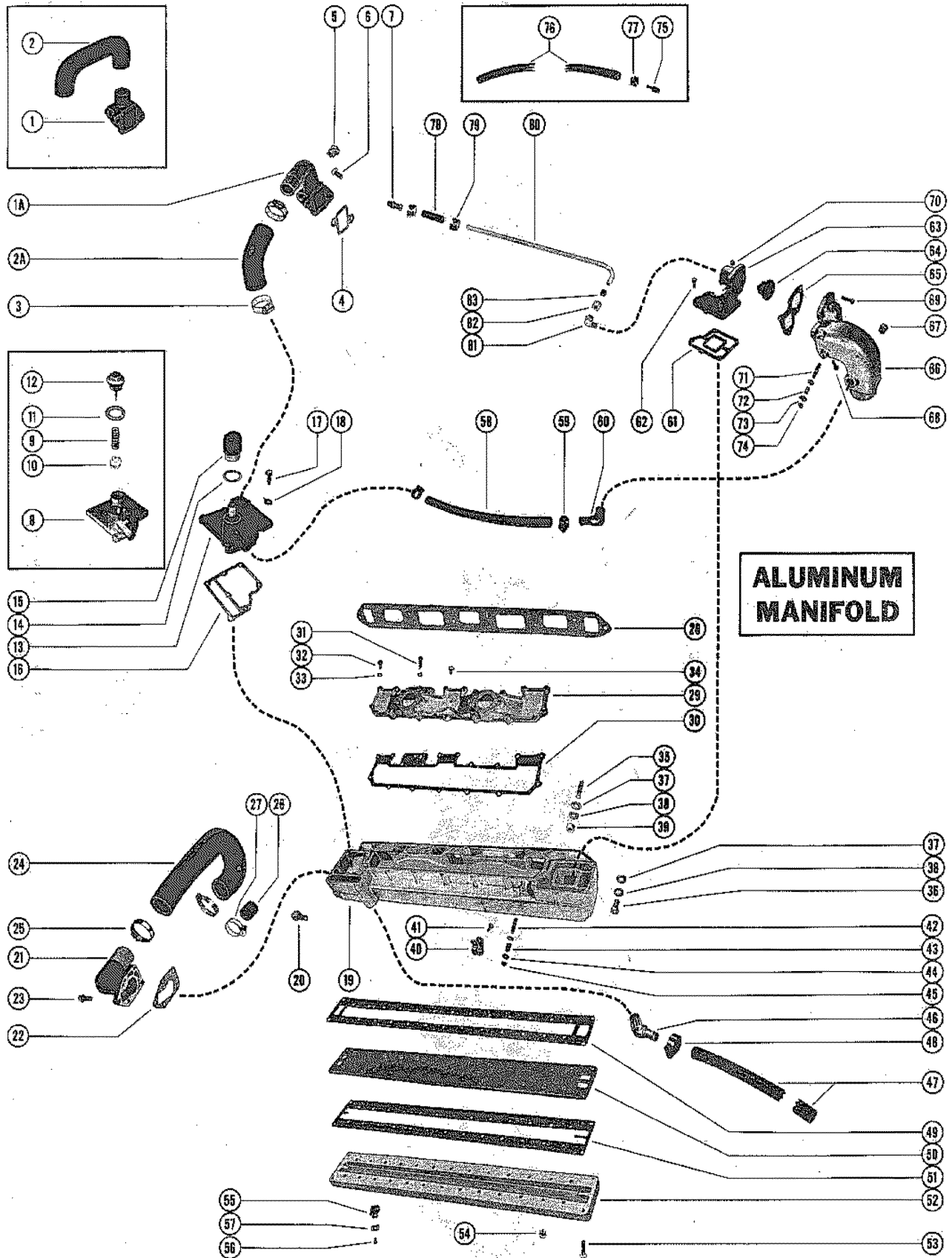
CARBURETOR ASSEMBLY COMPLETE(SINGLE CARB)



CARBURETOR ASSEMBLY COMPLETE(SINGLE CARB)

REF. NO.	PART NO.	SYM.	QTY.	DESCRIPTION
35			1	SPRING, PUMP RETURN - FLOAT BOWL SERIAL 00000000-00000005
36			1	BALL, CHECK - PUMP INLET - FLOAT BOWL SERIAL 00000000-00000005
37			1	GASKET, THROTTLE BODY SERIAL 00000003-000004,5
38	1397-2639		1	THROTTLE BODY ASSEMBLY
39	1397-2120		2	IDLE ADJUSTING NEEDLE, THROTTLE BODY (INCLUDED WITH O)
40	24-33050		2	SPRING, IDLE ADJUSTING NEEDLE
41	1397-2638		1	IDLE STOP SCREW, THROTTLE BODY
42	54-39108		1	CLIP, IDLE STOP SCREW
43	27-32910		1	GASKET, CARBURETOR FLANGE (INCLUDED WITH) SERIAL 00000003-000004,5
44	10-33052		3	SCREW, THROTTLE BODY TO FLOAT BOWL
45	13-33028		3	LOCKWASHER, THROTTLE BODY SCREW
46	1397-2071		1	CAM, FAST IDLE - FLOAT BOWL
47	10-33632		1	SCREW, FAST IDLE CAM TO FLOAT BOWL
48	1397-2052		1	ROD, CHOKE
49	1397-2056		1	CHOKE LEVER AND COLLAR ASSEMBLY, CHOKE SHAFT
50	1397-2632		1	CHOKE SHAFT ASSEMBLY
51	1397-2047		1	VALVE, CHOKE - CHOKE SHAFT
52	10-33045		2	SCREW, CHOKE VALVE TO CHOKE SHAFT
53	1397-2630		1	CHOKE HOUSING ASSEMBLY
54			1	GASKET, CHOKE HOUSING SERIAL 00000003-000004,5
55	10-33053		2	SCREW, CHOKE HOUSING TO AIR HORN
56	1397-2629		1	LEVER ASSEMBLY, CHOKE PISTON
57	10-33056		1	SCREW, CHOKE PISTON LEVER TO CHOKE HOUSING
58	1397-2059		1	CHOKE PISTON, CHOKE HOUSING
59	17-33049		1	PIN, CHOKE PISTON TO CHOKE PISTON LEVER
60	1397-2050		1	PLUG, BALL - CHOKE HOUSING
61	19-33041		1	WELCH PLUG, CHOKE HOUSING
62	1397-2057		1	PLATE, BAFFLE - CHOKE HOUSING
63			1	GASKET, STAT COVER AND COIL SERIAL 00000003-000004,5
64	1397-2648		1	STAT COVER AND COIL ASSEMBLY
65	10-33047		3	SCREW, STAT COVER AND COIL TO CHOKE HOUSING
66	54-33036		3	RETAINER, STAT COVER AND COIL TO CHOKE HOUSING SCREW
-	1397-2637		1	OVERHAUL KIT
-	1397-2631		1	OFF ENGINE KIT
-	1397-2634		1	GASKET KIT
-	1397-2213		1	ALTITUDE KIT (5,000 FT.)
-	1397-2214		1	ALTITUDE KIT (10,000 FT.)

EXHAUST MANIFOLD ASSEMBLY(ALUMINUM MANIFOLD)

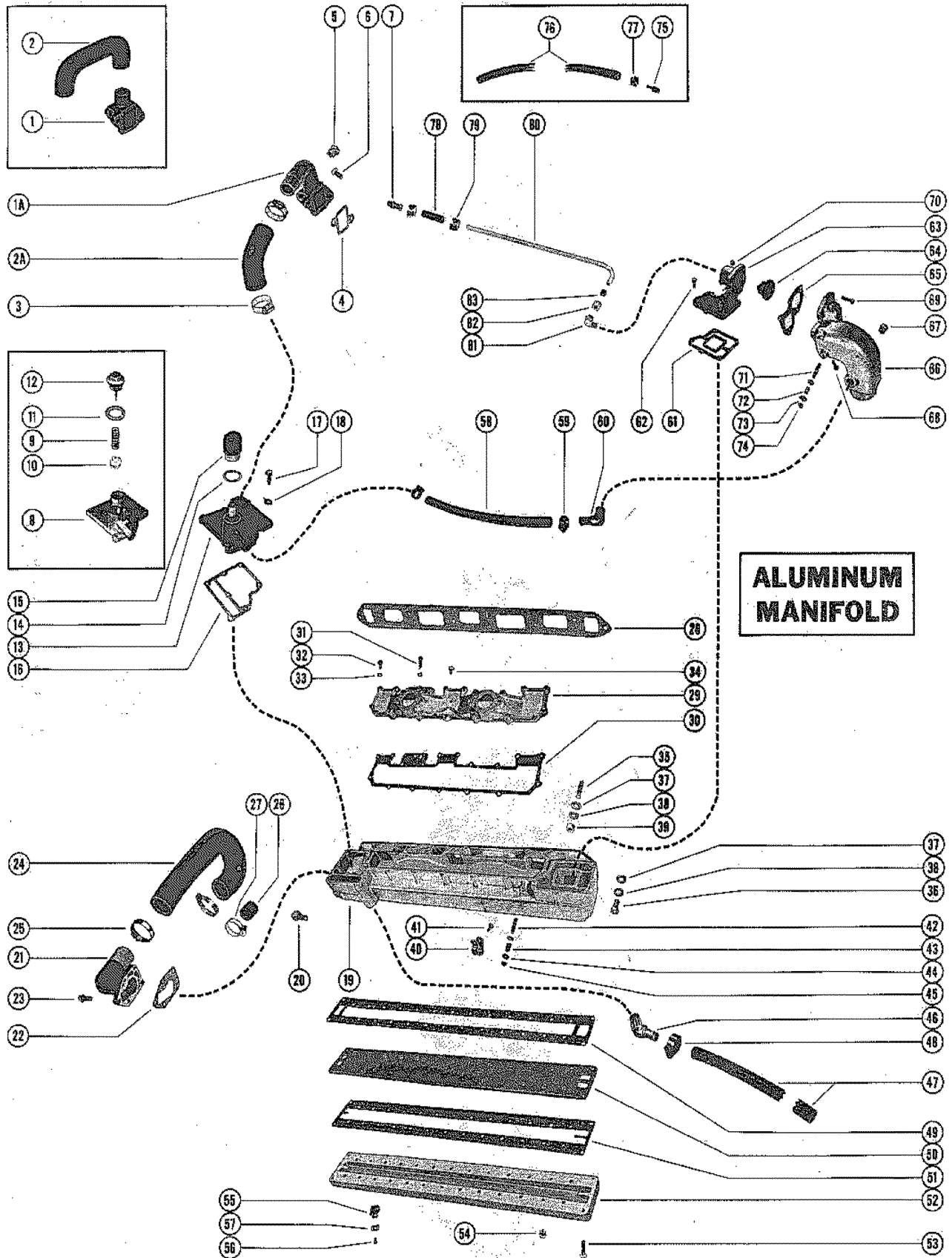


EXHAUST MANIFOLD ASSEMBLY(ALUMINUM MANIFOLD)

REF. NO.	PART NO.	SYM.	QTY.	DESCRIPTION
1	33483		1	ELBOW, WATER OUTLET - CYLINDER HEAD SERIAL 00000000-01823274
2	32-33485		1	HOSE, WATER OUTLET ELBOW TO RELIEF VALVE BODY SERIAL 00000000-01823274
1A	38057		1	ELBOW, WATER OUTLET - CYLINDER HEAD SERIAL 01823275-09999999
2A	32-38066		1	HOSE, WATER OUTLET ELBOW TO WATER INLET COVER SERIAL 01823275-09999999
3	54-32780		2	CLAMP, WATER OUTLET ELBOW HOSE FASTENING
4	27-33680		1	GASKET, WATER OUTLET ELBOW
5	22-32804		1	PLUG, PIPE - WATER OUTLET ELBOW
6	10-21077		2	SCREW, WATER OUTLET ELBOW TO CYLINDER HEAD (7/8")
7	23-33060		1	NIPPLE, BLEED HOSE TO WATER ELBOW
8	35143A1		1	BODY ASSEMBLY, RELIEF VALVE SERIAL 00000000-01823274
9	24-35087A1		1	SPRING ASSEMBLY, RELIEF VALVE BODY SERIAL 00000000-01823274
10	35086		1	BUTTON, CHECK VALVE - RELIEF VALVE BODY SERIAL 00000000-01823274
11	27-32019		1	GASKET, RELIEF VALVE BODY CAP SERIAL 00000000-01823274
12	32729A1		1	CAP ASSEMBLY, RELIEF VALVE BODY SERIAL 00000000-01823274
13	38058A1		1	COVER ASSEMBLY, WATER INLET SERIAL 01823275-09999999
14	27-38061		1	GASKET, WATER INLET COVER CAP SERIAL 01823275-09999999
15	22-38060		1	CAP, WATER INLET COVER SERIAL 01823275-09999999
16	27-35144		1	GASKET, RELIEF VALVE BODY OR WATER INLET COVER
17	10-35388		7	SCREW, RELIEF VALVE BODY OR WATER INLET COVER TO EXHAUST MAN
18	26551		1	RETAINER, RELIEF VALVE BODY SCREW - THROTTLE RETURN SPRING
19	35155		1	BODY, EXHAUST MANIFOLD
20	10-25299		1	SCREW, WATER PUMP FLANGE (3/4")
21	35149		1	ELBOW, WATER OUTLET - EXHAUST MANIFOLD BODY
22	27-35150		1	GASKET, EXHAUST MANIFOLD ELBOW
23	10-35388		5	SCREW, WATER OUTLET ELBOW TO EXHAUST MANIFOLD BODY (1")
24	32-33484		1	HOSE, WATER OUTLET ELBOW TO WATER PUMP
25	54-32781		2	CLAMP, HOSE TO WATER OUTLET AND WATER PUMP
26	32877		1	COVER, WATER PUMP
27	54-38426		1	CLAMP, WATER PUMP COVER TO WATER PUMP
28	27-33121		1	GASKET, EXHAUST MANIFOLD BODY TO CYLINDER HEAD
29	33086		1	COVER, INTAKE MANIFOLD SERIAL 00000000-01830151
30	27-34067		1	GASKET, INTAKE MANIFOLD COVER SERIAL 00000000-01830151
31	10-35581		8	SCREW, INTAKE MANIFOLD COVER TO EXHAUST MANIFOLD BODY (1 5/8 SERIAL 00000000-01830151

CONTINUED ON NEXT PAGE ➡

EXHAUST MANIFOLD ASSEMBLY(ALUMINUM MANIFOLD)

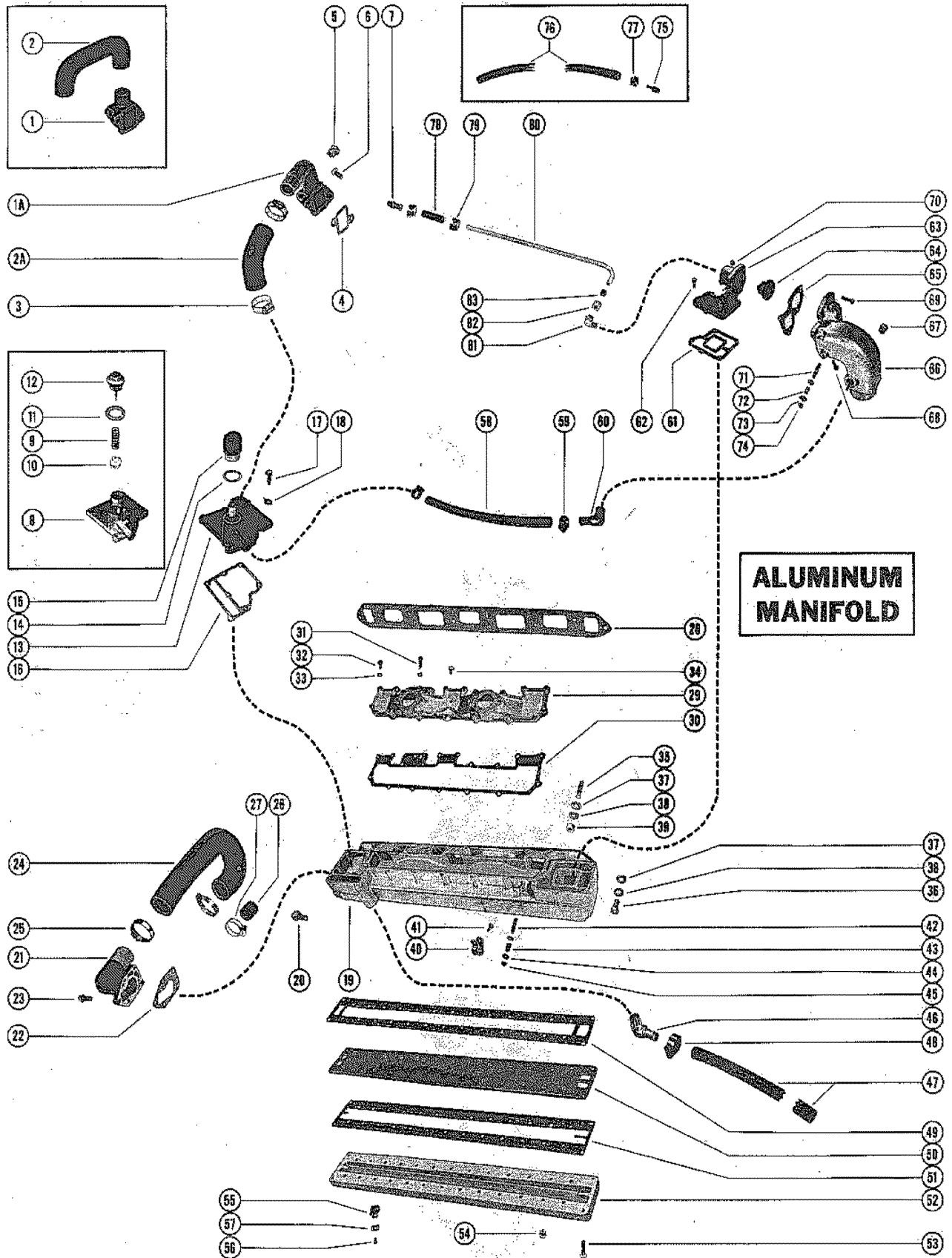


EXHAUST MANIFOLD ASSEMBLY(ALUMINUM MANIFOLD)

REF. NO.	PART NO.	SYM.	QTY.	DESCRIPTION
32	10-35582		10	SCRW, INTAKE MANIFOLD COVER TO EXHAUST MANIFOLD BODY (1") SERIAL 00000000-01830151
33	13-26992		18	LOCKWASHER, INTAKE MANIFOLD COVER SCREW SERIAL 00000000-01830151
29	38980		1	COVER, INTAKE MANIFOLD - NOT AS SHOWN SERIAL 01830152-09999999
30	27-39256		1	GASKET, INTAKE MANIFOLD COVER SERIAL 01830152-09999999
31	10-38326		9	SCREW, INTAKE MANIFOLD TO EXHAUST MANIFOLD BODY (1 5/8") SERIAL 01830152-09999999
32	10-38327		9	SCREW, INTAKE MANIFOLD COVER TO EXHAUST MANIFOLD BODY (1") SERIAL 01830152-09999999
34	22-36382		1	PLUG, PIPE - INTAKE MANIFOLD COVER
35	16-34612		6	STUD, EXHAUST MANIFOLD BODY TO CYLINDER HEAD (1 1/2")
36	10-21077		2	SCREW, EXHAUST MANIFOLD BODY TO CYLINDER HEAD (7/8")
37	12-20553		8	WASHER, EXHAUST MANIFOLD BODY STUD AND SCREW
38	13-37459		8	LOCKWASHER, EXHAUST MANIFOLD BODY STUD AND SCREW
39	11-24883		6	NUT, EXHAUST MANIFOLD BODY STUD
40	54-33461		1	CLAMP, DRAIN HOSE TO EXHAUST MANIFOLD BODY
41	10-29240		1	SCREW, DRAIN HOSE CLAMP TO EXHAUST MANIFOLD BODY (5/8")
42	16-33526		1	STUD, REMOTE CONTROL CABLE TO EXHAUST ELBOW
43	23-31866		1	SPACER, REMOTE CONTROL CABLE AND STUD
44	12-21631		1	WASHER, REMOTE CONTROL STUD
45	11-20586		2	NUT, REMOTE CONTROL CABLE STUD
46	22-32715		1	ELBOW, WATER INLET HOSE - EXHAUST MANIFOLD BODY
47	32-33117		1	HOSE, WATER INLET - EXHAUST MANIFOLD BODY ELBOW TO DRIVE UNI
48	54-32779		2	CLAMP, WATER INLET HOSE FASTENING
49	27-35152		1	GASKET, BAFFLE PLATE TO EXHAUST MANIFOLD BODY
50	35151		1	PLATE, BAFFLE - EXHAUST MANIFOLD
51	27-35154		1	GASKET, EXHAUST MANIFOLD COVER TO BAFFLE PLATE
52	35153		1	COVER, EXHAUST MANIFOLD
53	10-35390		30	SCREW, EXHAUST COVER AND BAFFLE PLATE TO EXHAUST MANIFOLD BO
54	22-32802		1	PLUG, PIPE - EXHAUST MANIFOLD COVER
55	54-28938		1	CLAMP, WIRING HARNESS TO EXHAUST MANIFOLD BODY (5/8")
56	10-20031		9	SCREW, WIRING HARNESS CLAMP TO EXHAUST MANIFOLD COVER (1/2")
57	22789		1	"D" WASHER, WIRING HARNESS CLAMP SCREW
58	32-33116		1	HOSE, DRAIN - RELIEF VALVE BODY OR WATER INLET COVER TO EXHA
59	54-32779		2	CLAMP, DRAIN HOSE FASTENING

CONTINUED ON NEXT PAGE ➡

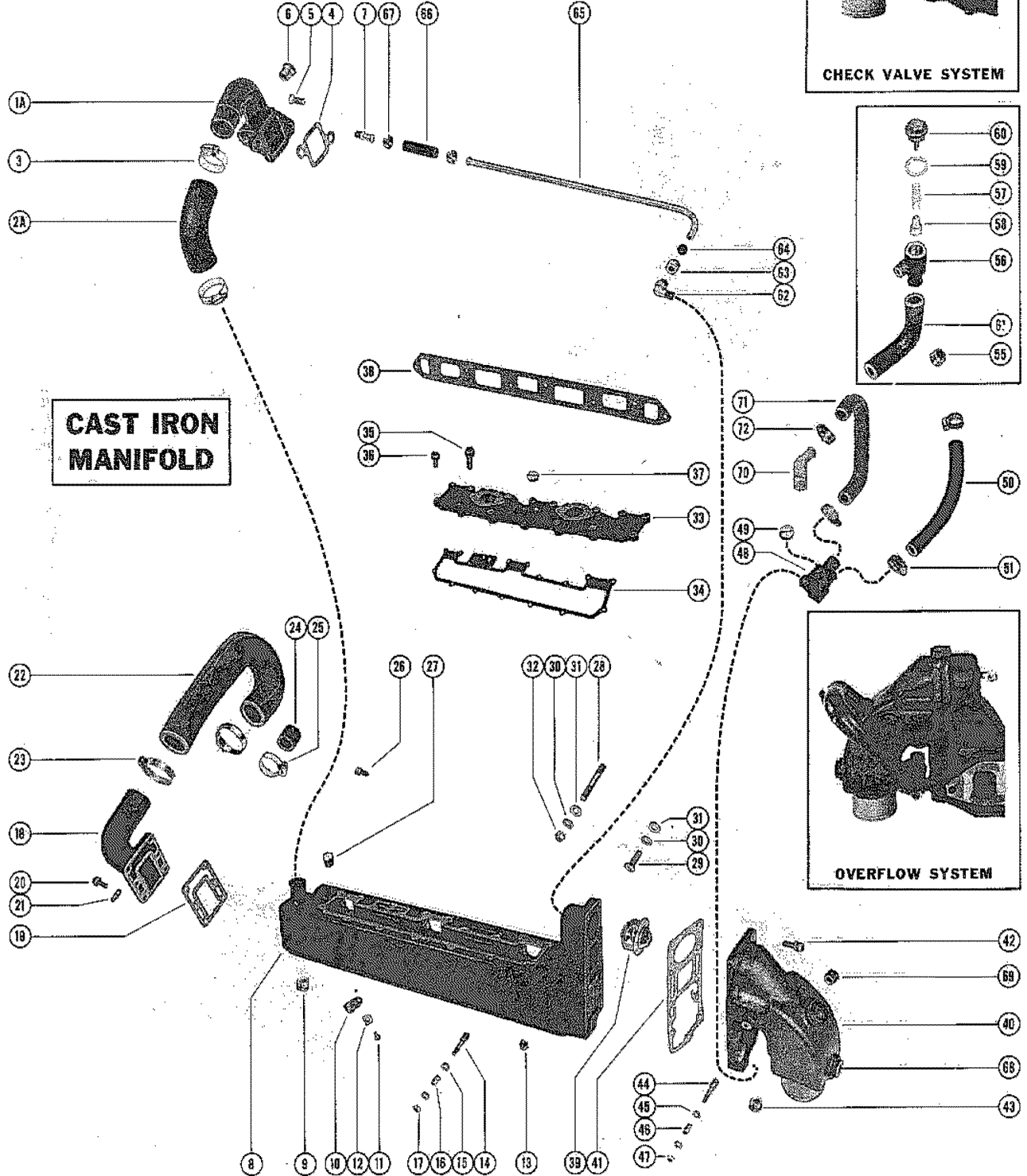

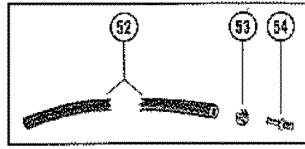
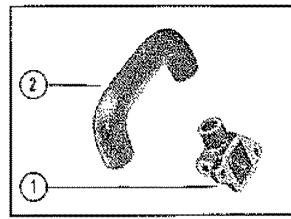
EXHAUST MANIFOLD ASSEMBLY(ALUMINUM MANIFOLD)




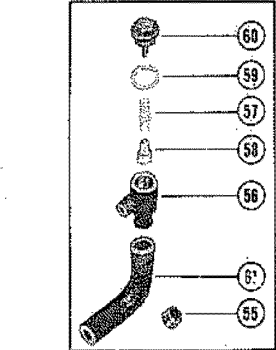
EXHAUST MANIFOLD ASSEMBLY(ALUMINUM MANIFOLD)

REF. NO.	PART NO.	SYM.	QTY.	DESCRIPTION
60	22-39668		1	ELBOW, DRAIN HOSE - EXHAUST ELBOW
61	27-35146		1	GASKET, THERMOSTAT CONTAINER
62	10-35388		5	SCREW, THERMOSTAT CONTAINER TO EXHAUST MANIFOLD BODY (1")
63	35145		1	CONTAINER, THERMOSTAT - EXHAUST MANIFOLD BODY
64	35884		1	THERMOSTAT
65	27-35147		1	GASKET, EXHAUST ELBOW
66	35148		1	ELBOW, EXHAUST - THERMOSTAT CONTAINER
	39003		1	ELBOW, EXHAUST - THERMOSTAT CONTAINER
67	22-32803		1	PLUG, PIPE - EXHAUST ELBOW
68	10-35388		1	SCREW, EXHAUST ELBOW TO THERMOSTAT CONTAINER (LOWER) - 1"
69	10-35156		4	SCREW, EXHAUST ELBOW TO THERMOSTAT CONTAINER (1 1/4")
70	11-24652		4	NUT, EXHAUST ELBOW SCREW
71	16-33526		1	STUD, THROTTLE LEVER TO EXHAUST MANIFOLD BODY
72	23-32796		1	BUSHING, THROTTLE LEVER STUD
73	12-21631		2	WASHER, THROTTLE LEVER STUD
74	11-20586		1	NUT, THROTTLE LEVER STUD
75	22-33060		1	NIPPLE, BLEED HOSE TO THERMOSTAT CONTAINER SERIAL 00000000-01823274
76	32-34395		1	HOSE, BLEED - WATER OUTLET ELBOW TO THERMOSTAT CONTAINER (28 SERIAL 00000000-01823274
77	54-20386		2	CLAMP, BLEED HOSE FASTENING SERIAL 00000000-01823274
78	32-38272		1	HOSE, BLEED - BLEED TUBE TO WATER OUTLET ELBOW (2") SERIAL 01823275-09999999
79	54-20386		2	CLAMP, BLEED HOSE FASTENING SERIAL 01823275-09999999
80	32-38063		1	TUBE, BLEED- BLEED HOSE TO THERMOSTAT COVER SERIAL 01823275-09999999
81	22-30174		1	ELBOW, BLEED TUBE TO THERMOSTAT CONTAINER SERIAL 01823275-09999999
82	22-30177		1	NUT, COMPRESSION - BLEED TUBE ELBOW SERIAL 01823275-09999999
83	22-30175		1	SLEEVE, COMPRESSION - BLEED TUBE ELBOW SERIAL 01823275-09999999

EXHAUST MANIFOLD ASSEMBLY(CAST IRON MANIFOLD)



**CAST IRON
MANIFOLD**

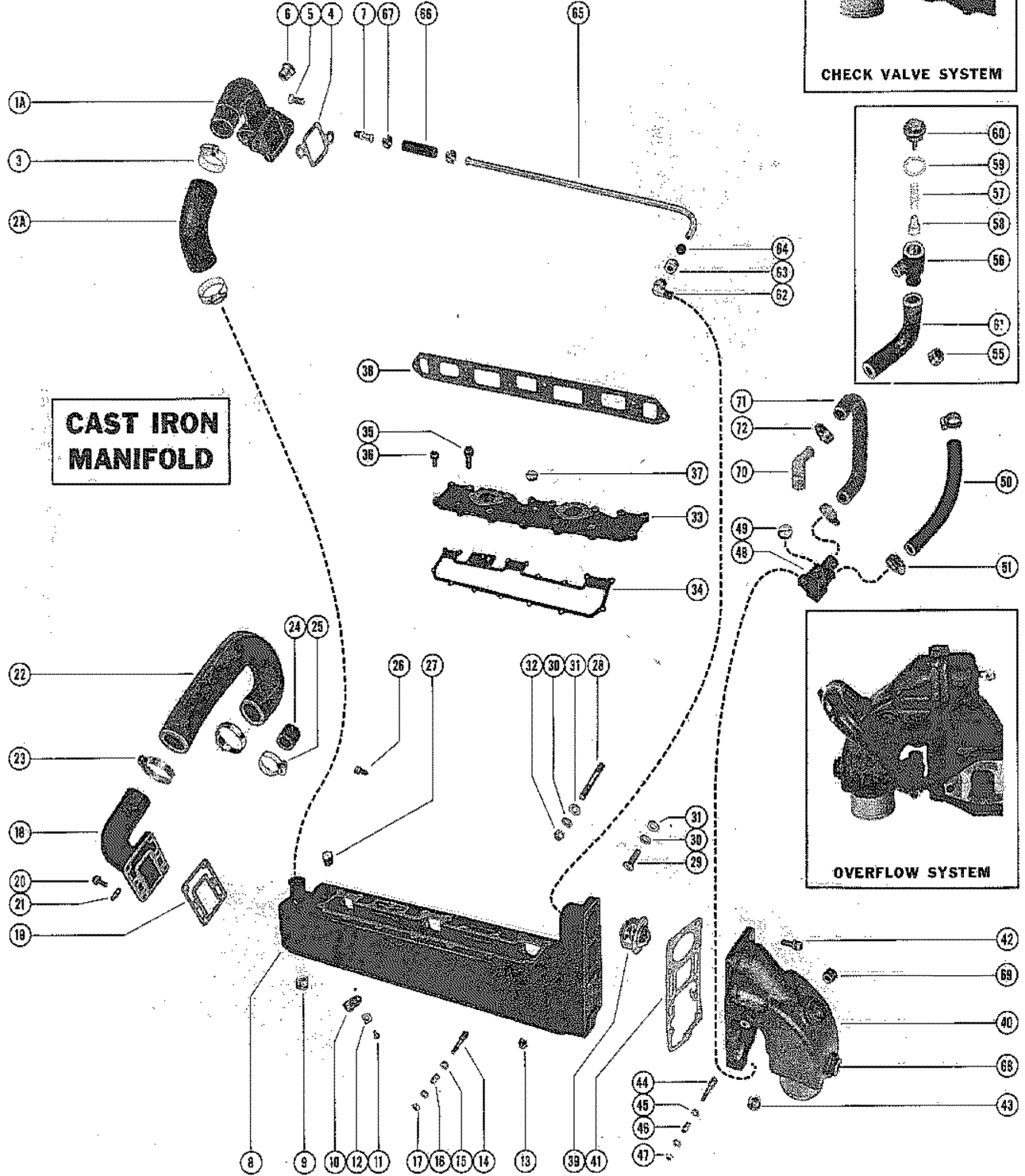

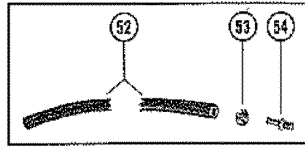
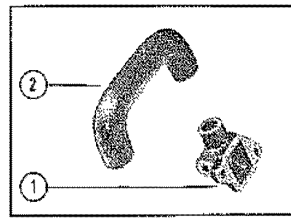


EXHAUST MANIFOLD ASSEMBLY(CAST IRON MANIFOLD)


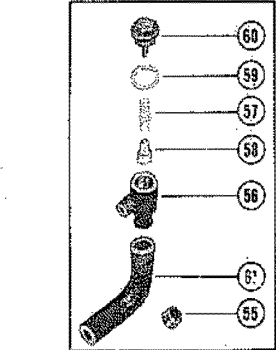
REF. NO.	PART NO.	SYM.	QTY.	DESCRIPTION
1	33483		1	ELBOW, WATER OUTLET - CYLINDER HEAD SERIAL 00000000-01823075
2	32-33485		1	HHOSE, WATER OUTLET ELBOW TO EXHAUST MANIFOLD SERIAL 00000000-01823075
1A	38057		1	ELBOW, WATER OUTLET - CYLINDER HEAD SERIAL 01823076-09999999
2A	32-38066		1	HOSE, WATER OUTLET ELBOW TO EXHAUST MANIFOLD SERIAL 01823076-09999999
3	54-32780		2	CLAMP, HOSE TO WATER OUTLET ELBOW AND EXHAUST MANIFOLD
4	27-33680		1	GASKET, WATER OUTLET ELBOW
5	10-21077		2	SCREW, WATER OUTLET ELBOW TO CYLINDER HEAD (7/8")
6	22-32804		1	PLUG, PIPE - WATER OUTLET ELBOW
7	22-33060		1	NIPPLE, BLEED HOSE TO WATER OUTLET ELBOW
8	36112		1	BODY, EXHAUST MANIFOLD
9	22-37372		2	PLUG, PIPE - EXHAUST MANIFOLD BODY (1/2 - 14)
10	54-22627		1	CLAMP, WIRING HARNESS TO EXHAUST MANIFOLD BODY (1/2)
11	10-29240		1	SCREW, WIRING HARNESS CLAMP SCREW (5/8")
12	22789		1	"D" WASHER, WIRING HARNESS CLAMP SCREW
13	22-32802		1	PLUG, PIPE - EXHAUST MANIFOLD BODY (1/8 - 27)
14	16-35897		1	TITLE LEVER TO EXHAUST MANIFOLD BODY USE WITH DUAL CARBURETOR
15	12-21631		2	WASHER, THROTTLE LEVER STUD USE WITH DUAL CARBURETOR ONLY
16	23-32796		1	BUSHUNG, THROTTLE LEVER STUD USE WITH DUAL CARBURETOR ONLY
17	11-20586		1	NUT, THROTTLE LEVER STUD USE WITH DUAL CARBURETOR
18	35893		1	ELBOW, WATER OUTLET - EXHAUST MANIFOLD BODY
19	27-35895		1	GASKET, WATER OUTLET ELBOW
20	10-35388		6	SCREW, WATER OUTLET ELBOW TO EXHAUST MANIFOLD BODY (1")
21	26551		1	RETAINER, WATER OUTLET ELBOW SCREW - THROTTLE RETURN SPRING
22	32-33484		1	HOSE, WATER OUTLET ELBOW TO WATER PUMP
23	54-32781		2	CLAMP, HOSE TO WATER OUTLET ELBOW AND WATER PUMP
24	32877		1	COVER, WATER PUMP
25	54-38426		1	CLAMP, WATER PUMP COVER TO WATER PUMP
26	10-25299		1	SCREW, WATER PUMP FLANGE (3/4")
27	22-36382		1	PLUG, PIPE - EXHAUST MANIFOLD BODY (1/4 - 18)
28	16-34612		6	STUD, EXHAUST MANIFOLD BODY TO CYLINDER HEAD (1 1/2")
29	10-21077		1	SCREW, EXHAUST MANIFOLD BODY TO CYLINDER HEAD (7/8")
	10-26632		1	SCREW, EXHAUST MANIFOLD BODY TO CYLINDER HEAD (1 1/4")

CONTINUED ON NEXT PAGE ➡

EXHAUST MANIFOLD ASSEMBLY(CAST IRON MANIFOLD)



**CAST IRON
MANIFOLD**

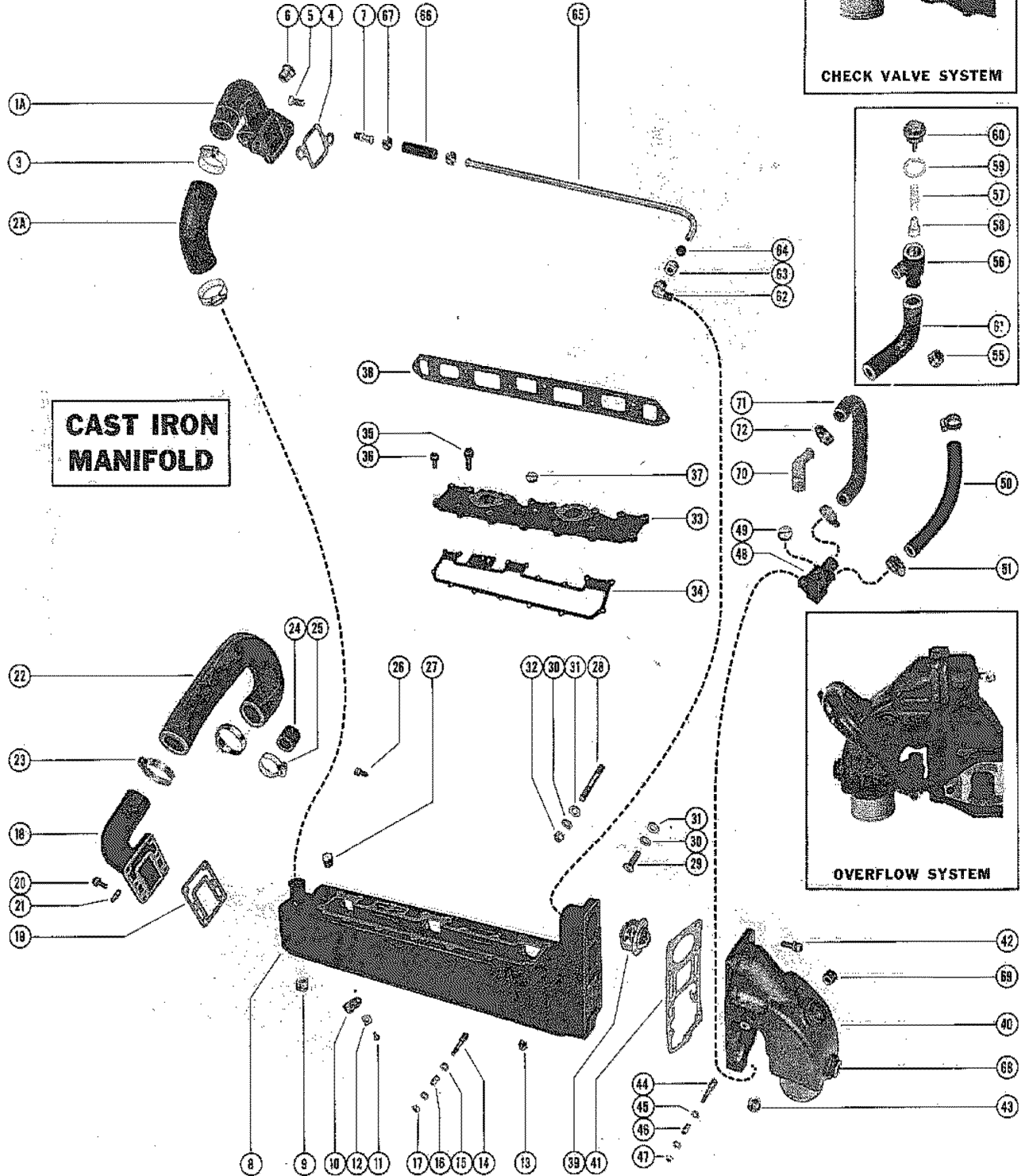

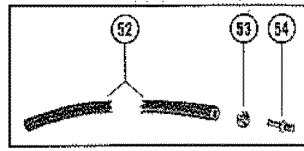
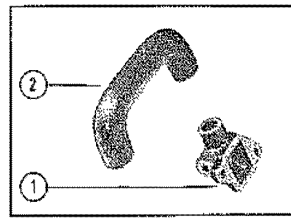


EXHAUST MANIFOLD ASSEMBLY(CAST IRON MANIFOLD)


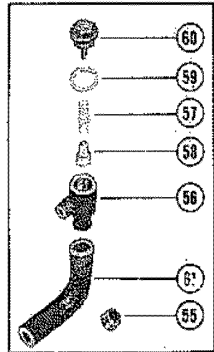
REF. NO.	PART NO.	SYM.	QTY.	DESCRIPTION
30	13-37459		8	LOCKWASHER, EXHAUST MANIFOLD BODY STUD AND SCREW
31	12-20553		8	WASHER, EXHAUST MANIFOLD BODY STUD AND SCREW
32	11-20087		6	NUT, EXHAUST MANIFOLD BODY STUD
33	36113		1	COVER, INTAKE MANIFOLD
34	27-36114		1	GASKET, INTAKE MANIFOLD COVER
35	10-35390		8	SCREW, INTAKE MANIFOLD COVER TO EXHAUST MANIFOLD BODY (1 3/4
36	10-35388		10	SCREW, INTAKE MANIFOLD COVER TO EXHAUST MANIFOLD BODY (1")
33	38981		1	COVER, INTAKE MANIFOLD - NOT AS SHOWN
34	27-39255		1	GASKET, INTAKE MANIFOLD COVER
35	10-38535		9	SCREW, INTAKE MANIFOLD COVER TO EXHAUST MANIFOLD BODY (1 1/2
36	10-35388		9	SCREW, INTAKE MANIFOLD COVER TO EXHAUST MANIFOLD BODY (1")
37	22-36382		1	PLUG, PIPE - INTAKE MANIFOLD COVER
38	27-33121		1	GASKET, EXHAUST MANIFOLD BODY TO CYLINDER HEAD
39	35884		1	THERMOSTAT
40	35892		1	ELBOW, EXHAUST - EXHAUST MANIFOLD BODY
	39004		1	ELBOW, EXHAUST - EXHAUST MANIFOLD BODY
31	27-35894		1	GASKET, EXHAUST ELBOW
42	10-35388		10	SCREW, EXHAUST ELBOW TO EXHAUST MANIFOLD BODY (1")
43	22-36373		1	PLUG, EXHAUST ELBOW (UNDER BEND)
44	16-35897		1	STUD, REMOTE CONTROL CABLE TO EXHAUST ELBOW
45	12-21631		2	WASHER, REMOTE CONTROL CABLE STUD
46	23-31866		1	SPACER, REMOTE CONTROL CABLE STUD
47	11-20586		1	NUT, REMOTE CONTROL CABLE STUD
48	22-36106		1	TEE, EXHAUST ELBOW
49	22-32803		1	PLUG, PIPE - EXHAUST ELBOW TEE (3/8 - 18)
50	32-36107		1	HOSE, WATER INLET - EXHAUST ELBOW TEE (10 1/2")
51	54-38426		2	CLAMP, WATER INLET HOSE FASTENING
52	32-34395		1	HOSE, BLEED - WATER OUTLET ELBOW TO EXHAUST MANIFOLD (28 1/4 SERIAL 00000000-01823075
53	54-20386		2	CLAMP, BLEED HOSE FASTENING SERIAL 00000000-01823075
54	22-33060		1	NIPPLE, BLEED HOSE TO EXHAUST MANIFOLD BODY SERIAL 00000000-01823075
55	22-33198		2	PLUG, EXHAUST ELBOW SERIAL 00000000-01823075
56	35896A1		1	BODY ASSEMBLY, RELIEF VALVE - EXHAUST ELBOW SERIAL 00000000-01823075
57	24-35087A1		1	SPRING ASSEMBLY, RELIEF VALVE BODY SERIAL 00000000-01823075
58	35086		1	BUTTON, RELIEF VALVE BODY SERIAL 00000000-01823075

CONTINUED ON NEXT PAGE ➡

EXHAUST MANIFOLD ASSEMBLY(CAST IRON MANIFOLD)



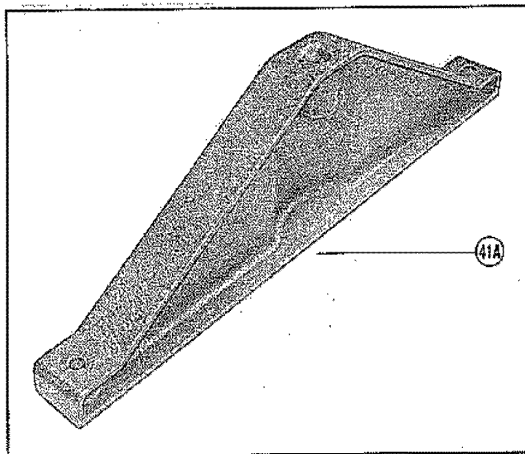
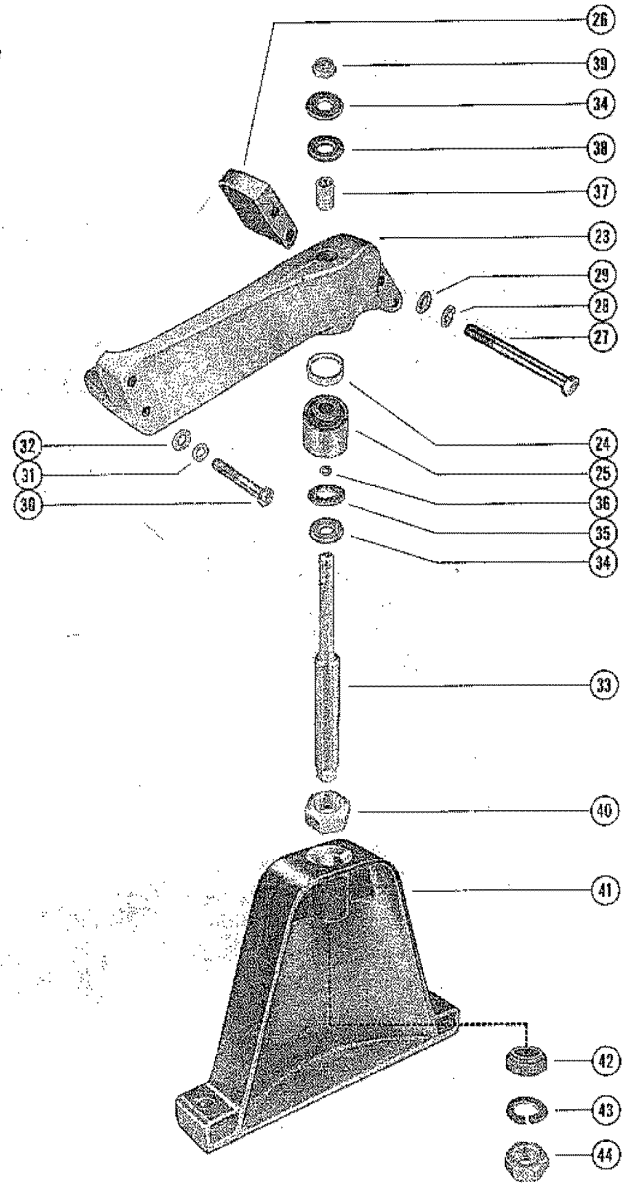
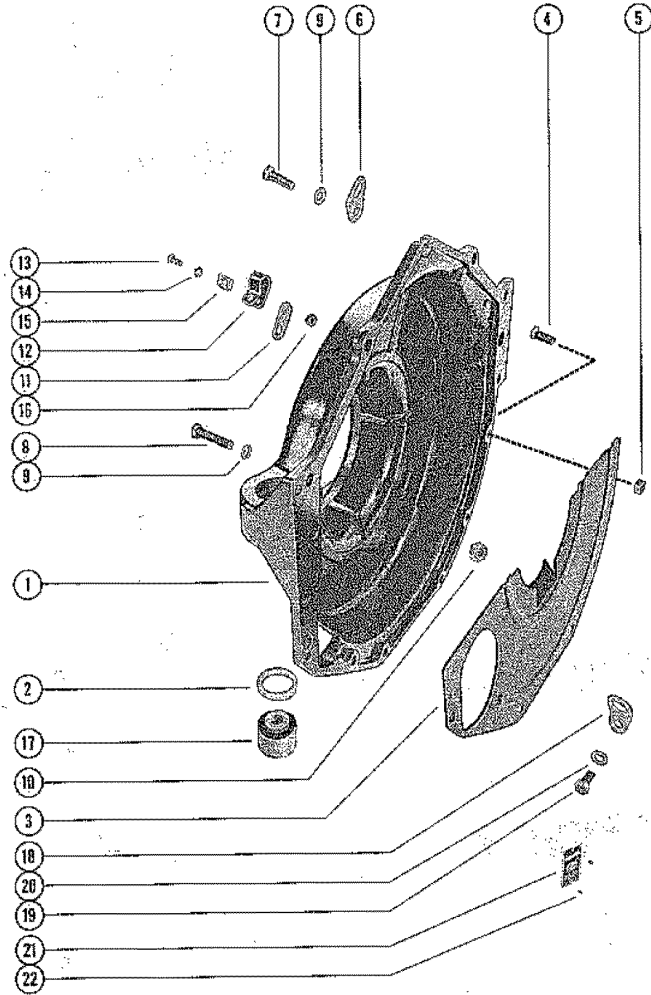
**CAST IRON
MANIFOLD**



EXHAUST MANIFOLD ASSEMBLY(CAST IRON MANIFOLD)

REF. NO.	PART NO.	SYM.	QTY.	DESCRIPTION
59	27-32019		1	GASKET, RELIEF VALVE BODY CAP SERIAL 00000000-01823075
60	32729A1		1	CAP ASSEMBLY, RELEIF VALVE BODY SERIAL 00000000-01823075
61	32-36109		1	HOSE, EXHAUST ELBOW TEE TO RELIEF VALVE BODY SERIAL 00000000-01823075
-	54-32779		2	CLAMP, HOSE TO EXHAUST ELBOW TEE AND RELIEF VALVE BODY SERIAL 00000000-01823075
62	22-30174		1	ELBOW, BLEED TUBE TO EXHAUST MANIFOLD BODY SERIAL 01823076-09999999
63	22-30177		1	NUT, COMPRESSION - BLEED TUBE ELBOW SERIAL 01823076-09999999
64	22-30175		1	SLEEVE, COMPRESSION - BLEED TUBE ELBOW SERIAL 01823076-09999999
65	32-38064		1	TUBE, BLEED - BLEED HOSE TO EXHAUST MANIFOLD BODY SERIAL 01823076-09999999
66	32-38272		1	HOSE, BLEED TUBE TO WATER OUTLET ELBOW (2") SERIAL 01823076-09999999
67	54-20386		2	CLAMP, BLEED HOSE FASTENING SERIAL 01823076-09999999
68	22-33198		1	PLUG, EXHAUST ELBOW SERIAL 01823076-09999999
69	22-37372		1	PLUG, PIPE - EXHAUST ELBOW (1/2 -14) SERIAL 01823076-09999999
70	22-38062		1	FITTING, EXHAUST ELBOW SERIAL 01823076-09999999
71	32-38065		1	HOSE, EXHAUST ELBOW TEE TO EXHAUST ELBOW FITTING SERIAL 01823076-09999999
72	54-32779		2	CLAMP, HOSE TO EXHAUST ELBOW TE AND FITTING SERIAL 01823076-09999999

FLYWHEEL HOUSING AND ENGINE SUPPORT

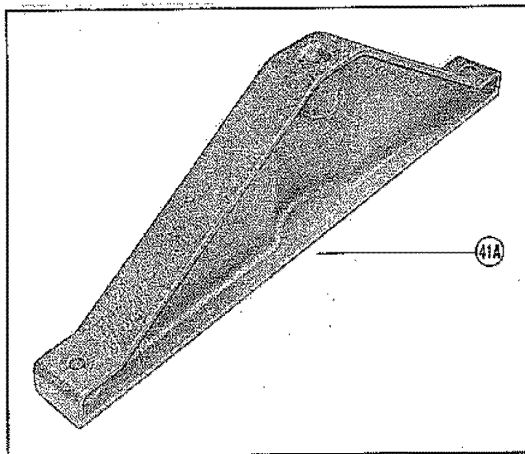
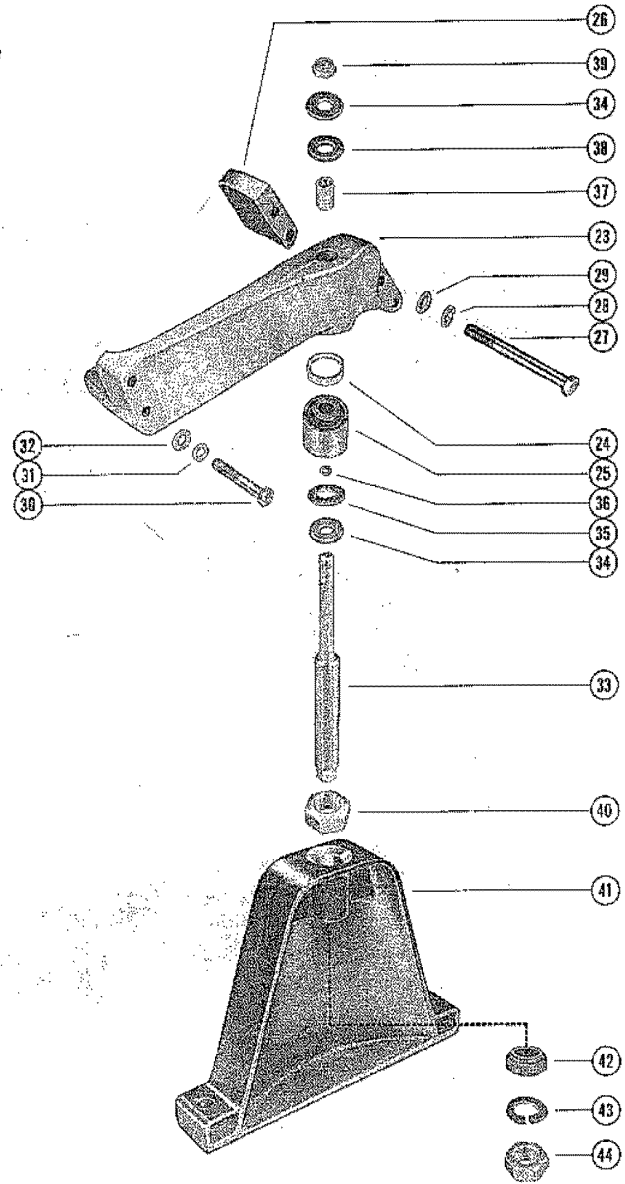
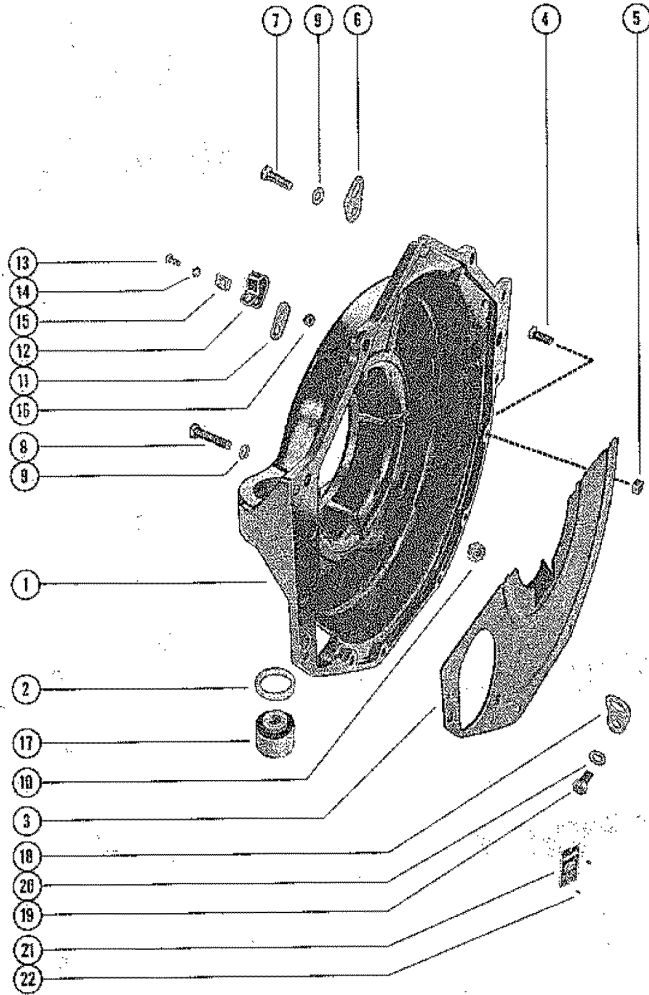


FLYWHEEL HOUSING AND ENGINE SUPPORT

REF. NO.	PART NO.	SYM.	QTY.	DESCRIPTION
1	35865A2		1	FLYWHEEL HOUSING ASSEMBLY, REAR MOUNTING
2	23-35903		2	SPACER, FLYWHEEL HOUSING MOUNT
3	35864		1	COVER PLATE, FLYWHEEL HOUSING
4	10-20705		6	SCREW, COVER PLATE TO FLYWHEEL HOUSING (3/4")
5	11-29250		6	NUT, COVER PLATE SCREW
6	54-34764		1	EYE, LIFTING - FLYWHEEL HOUSING SCREW
7	10-26632		5	SCREW, FLYWHEEL HOUSING TO CYLINDER BLOCK (1 1/4")
8	10-34613		1	SCREW, FLYWHEEL HOUSING TO CYLINDER BLOCK (1 3/4")
9	13-37459		6	LOCKWASHER, FLYWHEEL HOUSING SCREW
10	11-32219		1	NUT, FLYWHEEL HOUSING SCREW
11	32786		2	TAB, WIRING HARNESS TO FLYWHEEL HOUSING
12	54-24871		1	CLAMP, WIRING HARNESS TO FLYWHEEL HOUSING
	54-22627		1	CLAMP, WIRING HARNESS TO FLYWHEEL HOUSING (1/2")
13	10-20191		2	SCREW, WIRING HARNESS CLAMP TO FLYWHEEL HOUSING TAB
14	13-26995		2	LOCKWASHERM WIRING HARNESS CLAMP SCREW
15	22789		2	"D" WASHER, WIRING HARNESS CLAMP SCREW
16	11-26419		2	NUT, WIRING HARNESS CLAMP SCREW
17	33149		2	MOUNT, FLYWHEEL HOUSING
18	54-34764		1	EYE, LIFTING - CYLINDER BLOCK
19	10-27165		1	SCREW, LIFTING EYE TO CYLINDER BLOCK
20	12-20553		1	WASHER, LIFTING EYE SCREW
21	38-31042		1	SERIAL PLATE
22	10-20314		2	SCREW, DRIVE - SERIAL PLATE TO CYLINDER BLOCK
23	36099A2		1	BRACKET ASSEMBLY, FRONT MOUNTING
24	23-35903		1	SPACER, FRONT MOUNTING BRACKET
25	32833		1	MOUNT, FRONT MOUNTING BRACKET
26	35862		1	BLOCK, SPACER - FRONT MOUNTING BRACKET
27	10-32557		2	SCREW, BRACKET AND SPACER BLOCK TO CYLINDER BLOCK (4 1/2")
28	13-32993		2	LOCKWASHER, BRACKET AND SPACER BLOCK SCREW
29	12-22248		2	WASHER, BRACKET AND SPACER BLOCK SCREW
30	10-26486		2	SCREW, FRONT MOUNTING BRACKET TO CYLINDER BLOCK (2 3/8")
31	13-37459		2	LOCKWASHER, FRONT MOUNTING BRACKET SCREW
32	12-24675		2	WASHER, FRONT MOUNTING BRACKET SCREW
33	16-36100		1	STUD, ADJUSTING - FRONT MOUNTING BRACKRT
34	12-36103		2	WASHER, FRONT MOUNTING BRACKET ADJUSTING STUD
35	12-32638		1	WASHER, FRONT MOUNTING BRACKET ADJUSTING STUD
36	12-20959		1	WASHER, FRONT MOUNTING BRACKET ADJUSTING STUD
37	23-36101		1	SPACER, FRONT MOUNTING BRACKET ADJUSTING STUD
38	12-36104		1	WASHER, RUBBER - FRONT MOUNTING BRACKET ADJUSTING STUD
39	11-20220		1	NUT, FRONT MOUNTING ADJUSTING STUD (TOP)

CONTINUED ON NEXT PAGE ➡

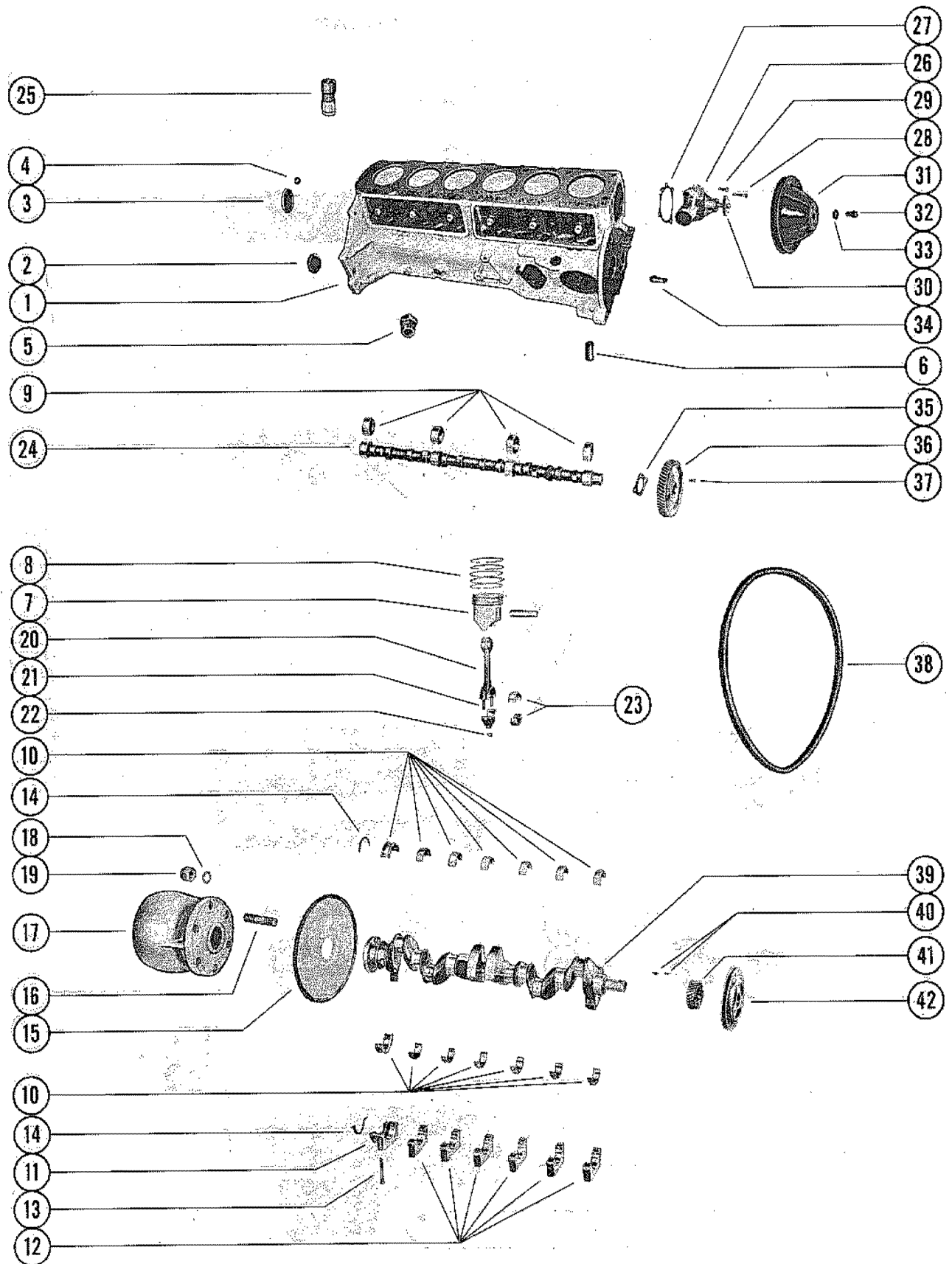
FLYWHEEL HOUSING AND ENGINE SUPPORT



FLYWHEEL HOUSING AND ENGINE SUPPORT

REF. NO.	PART NO.	SYM.	QTY.	DESCRIPTION
40	11-32882		1	NUT, FRONT MOUNTING ADJUSTING STUD
41	32778		1	SUPPORT, FRONT - ENGINE MOUNT
41A	32849		OPT.	SUPPORT, FRONT - ENGINE MOUNT
42	23-33064		1	SLEVE, FRONT MOUNTING BRACKET ADJUSTING STUD
43	13-33065		1	LOCKWASHER, FRONT MOUNTING BRACKET ADJUSTING STUD
44	11-30708		1	NUT, JAM - FRONT MOUNTING ADJUSTING STUD (BOTTOM)

CYLINDER BLOCK, PISTON AND CRANKSHAFT

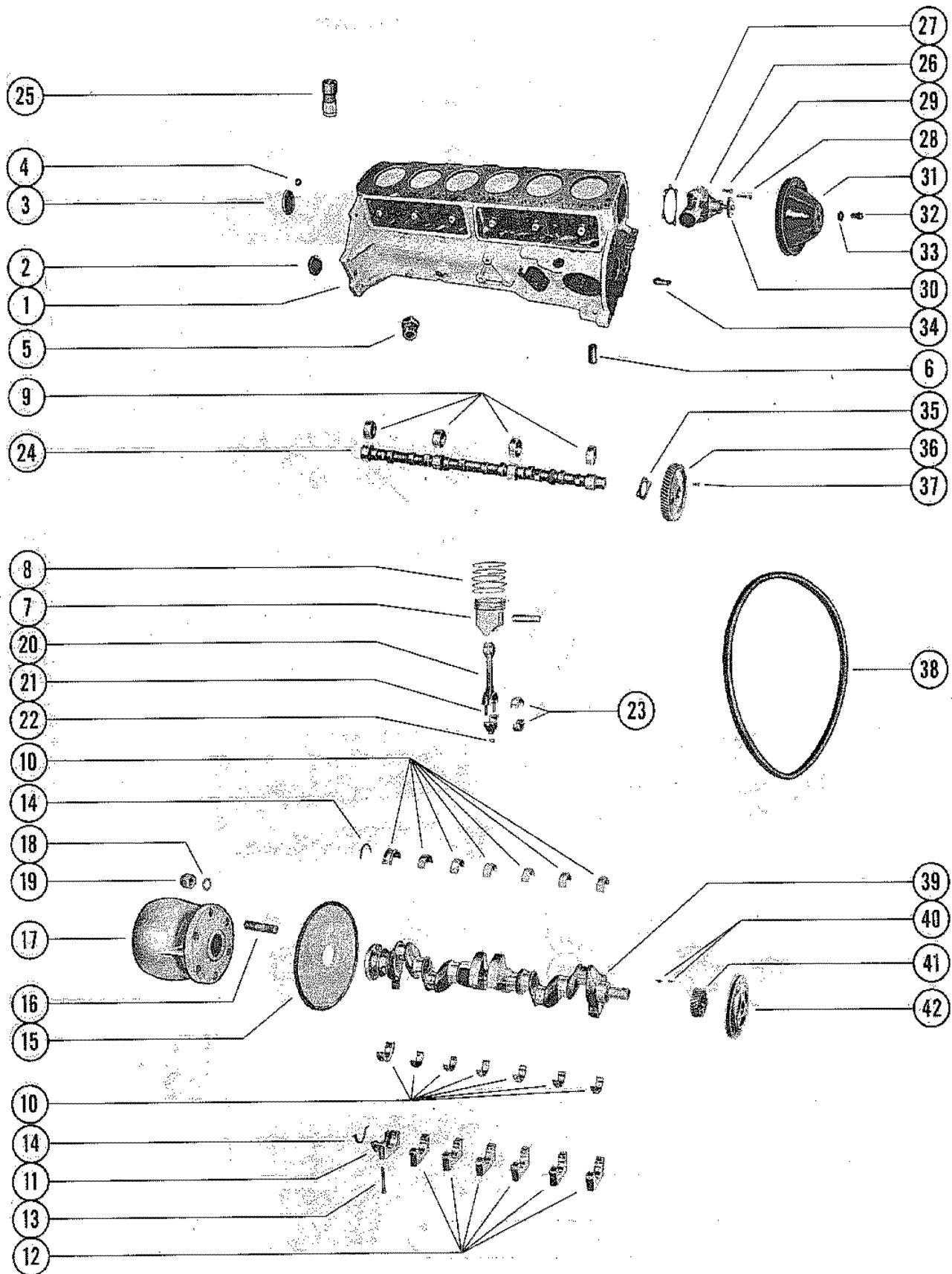


CYLINDER BLOCK, PISTON AND CRANKSHAFT

REF. NO.	PART NO.	SYM.	QTY.	DESCRIPTION
1	840-2420		1	CYLINDER BLOCK ASSEMBLY
2	19-34270		3	PLUG, EXPANSION - CYLINDER BLOCK (1 5/8" DIA.)
	19-34271		1	PLUG, EXPANSION - CYLINDER BLOCK (2" DIA.)
3	19-34488		1	PLUG, EXPANSION - CAMSHAFT BEARING HOLE
4	19-34487		1	PLUG, PIPE - CYLINDER BLOCK (3/8")
5	22-36382		1	PLUG, WATER DRAIN - CYLINDER BLOCK
6	23-35168		1	BEARING, DISTRIBUTOR PILOT SHAFT
7	733-2278		6	PISTON AND PISTON PIN ASSEMBLY (STANDARD)
	733-2231		AR	PISTON AND PISTON PIN ASSEMBLY (.002 O.S.) USE STANDARD PISTON RING
	733-2274		AR	PISTON AND PISTON PIN ASSEMBLY (.020 O.S.)
8	39-34479		2	RING, PISTON - 4 SETS (STANDARD) ORDER 2 SETS FOR 6 CYLINDER
	39-34556		AR	RING, PISTON - 4 SETS (.020 O.S.)
9	23-34457		1	BEARING SET (4 PAIR), CAMSHAFT
10	23-34463		2	BEARING SET (5 PAIR), CRANKSHAFT MAIN (STANDARD) 6 CYLINDER HAS 7 MAIN BEARINGS- ORDER 2 SETS
	23-34494		2	BEARING SET (5 PAIR), CRANKSHAFT MAIN (.001 U.S.) 6 CYLINDER HAS 7 MAIN BEARINGS- ORDER 2 SETS
	23-34495		2	BEARING SET (5 PAIR), CRANKSHAFT MAIN (.002 U.S.) 6 CYLINDER HAS 7 MAIN BEARINGS- ORDER 2 SETS
	23-34496		2	BEARING SET (5 PAIR), CRANKSHAFT MAIN (.010 U.S.) 6 CYLINDER HAS 7 MAIN BEARINGS- ORDER 2 SETS
	23-34497		2	BEARING SET (5 PAIR), CRANKSHAFT MAIN (.020 U.S.) 6 CYLINDER HAS 7 MAIN BEARINGS- ORDER 2 SETS
11	34498		1	CAP, REAR - CRANKSHAFT BEARING
12	34507		6	CAP, INTERMEDIATE AND FRONT - CRANKSHAFT BEARING
-	15-34533		AR	SHIM UNIT, BEARING CAP - FRONT AND INTERMEDIATE
-	15-34534		AR	SHIM UNIT, BEARING CAP - REAR
13	10-34499		14	BOLT, CRANKSHAFT BEARING CAP TO CYLINDER BLOCK
14	26-34462		1	OIL SEAL UNIT, CRANKSHAFT REAR BEARING
15	222-2339		1	FLYWHEEL, CRANKSHAFT
16	16-32808		6	STUD, FLYWHEEL TO ENGINE COUPLING (2 1/16")
17	32492A2		1	ENGINE COUPLING ASSEMBLY
18	12-35935		6	WASHER, FLYWHEEL STUD
19	11-33962		6	NUT, FLYWHEEL STUD
20	613-2277		6	CONNECTING ROD ASSEMBLY
21	10-34473		12	BOLT, CONNECTING ROD BEARING CAP
22	11-34474		12	NUT, CONNECTING ROD CAP BOLT
23	23-34454		2	BEARING SET (4 PAIR), CONNECTING ROD (STANDARD) ORDER 2 SETS FOR 6 CYLINDER
	23-34475		AR	BEARING (PAIR), CONNECTING ROD (.001 U.S.)
	23-34476		AR	BEARING (PAIR), CONNECTING ROD (.002 U.S.)
	23-34477		AR	BEARING (PAIR), CONNECTING ROD (.010 U.S.)

CONTINUED ON NEXT PAGE ➡

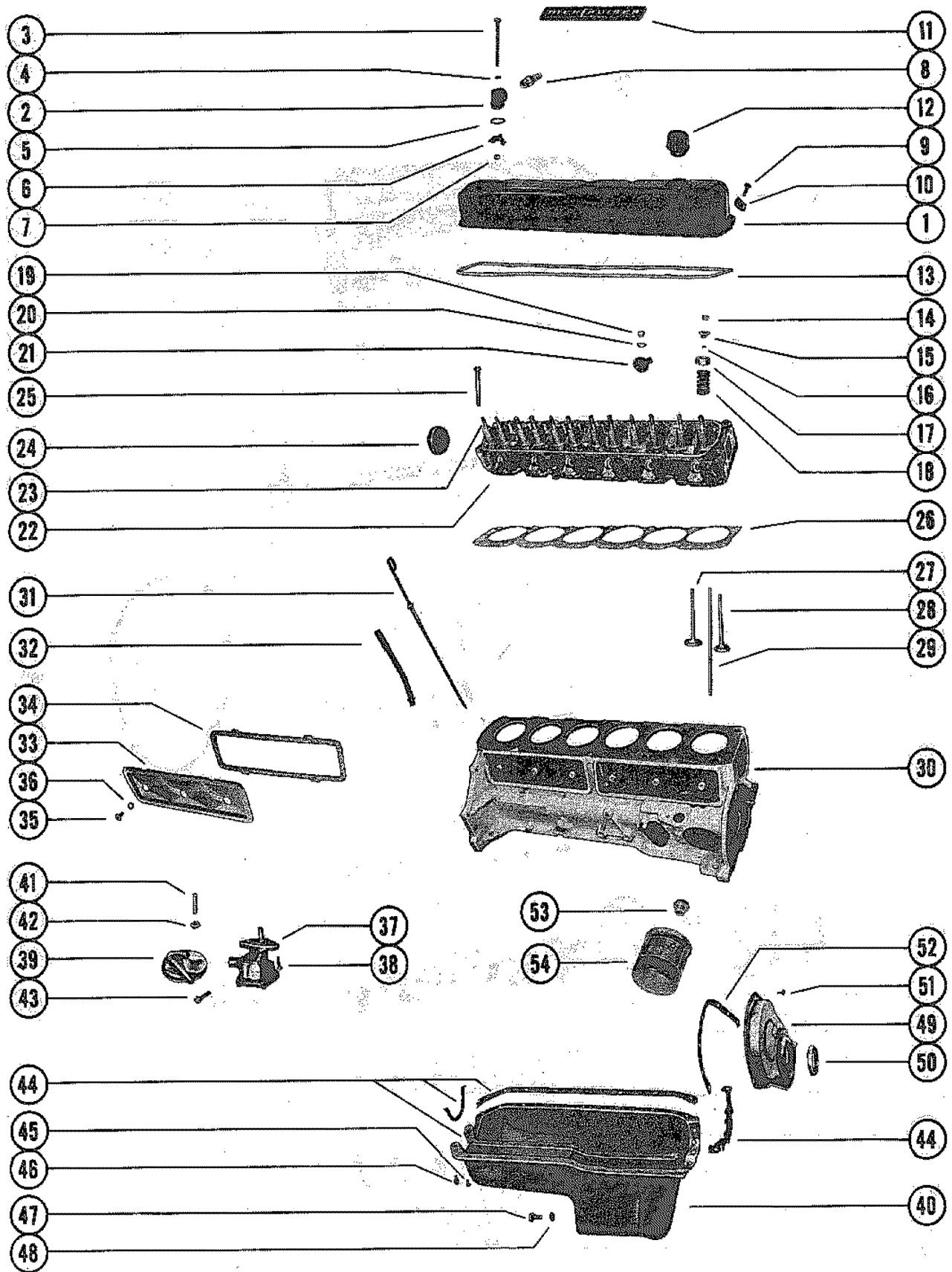
CYLINDER BLOCK, PISTON AND CRANKSHAFT



CYLINDER BLOCK, PISTON AND CRANKSHAFT

REF. NO.	PART NO.	SYM.	QTY.	DESCRIPTION
23	23-34478		AR	BEARING (PAIR), CONNECTING ROD (.020 U.S.)
24	430-2426		1	CAMSHAFT
25	35583		12	LIFTER, VALVE - TAPPET SERIAL 00000000-01820929
	34282		12	LIFTER, VALVE - TAPPET SERIAL 01820903-09999999
26	37369		1	WATER PUMP ASSEMBLY (SPECIAL MARINE)
27	27-33956		1	GASKET, WATER PUMP
28	10-34471		2	SCREW, WATER PUMP TO CYLINDER BLOCK (1 1/2")
29	10-35339		1	SCREW, WATER PUMP TO CYLINDER BLOCK (3/4")
	10-34505		1	SCREW, WATER PUMP TO CYLINDER BLOCK (7/8")
30	34481		1	HUB, WATER PUMP PULLEY
-	37242		1	REINFORCEMENT, WATER PUMP PULLEY
31	33864		1	PULLEY, WATER PUMP
32	10-34551		4	SCREW, PULLEY AND HUB TO WATER PUMP (3/4")
33	13-39107		4	LOCKWASHER, PULLEY AND HUB SCREW
34	32-34535		1	NOZZLE, OIL - TIMING GEAR
35	23-34469		1	BEARING, CAMSHAFT THRUST
36	43-34459		1	GEAR, TIMING - CAMSHAFT (ALUMINUM) SERIAL 00000000-01820929
	43-39165		1	GEAR, TIMING - CAMSHAFT (ALUMINUM) SERIAL 01820903-09999999
37	10-34468		2	SCREW, TIMING GEAR TO CAMSHAFT
38	32850		1	BELT, ALTERNATOR, WATER PUMP PULLEY AND CRANKSHAFT PULLEY
39	425-2293		1	CRANKSHAFT
40	28-34466		2	KEY, PULLEY AND GEAR LOCATING
41	43-34465		1	GEAR, CRANKSHAFT
42	34562		1	BALANCER, HARMONIC - CRANKSHAFT
-	54-34550		1	CLIP, FUEL FEED PIPE

CYLINDER HEAD AND OIL PAN

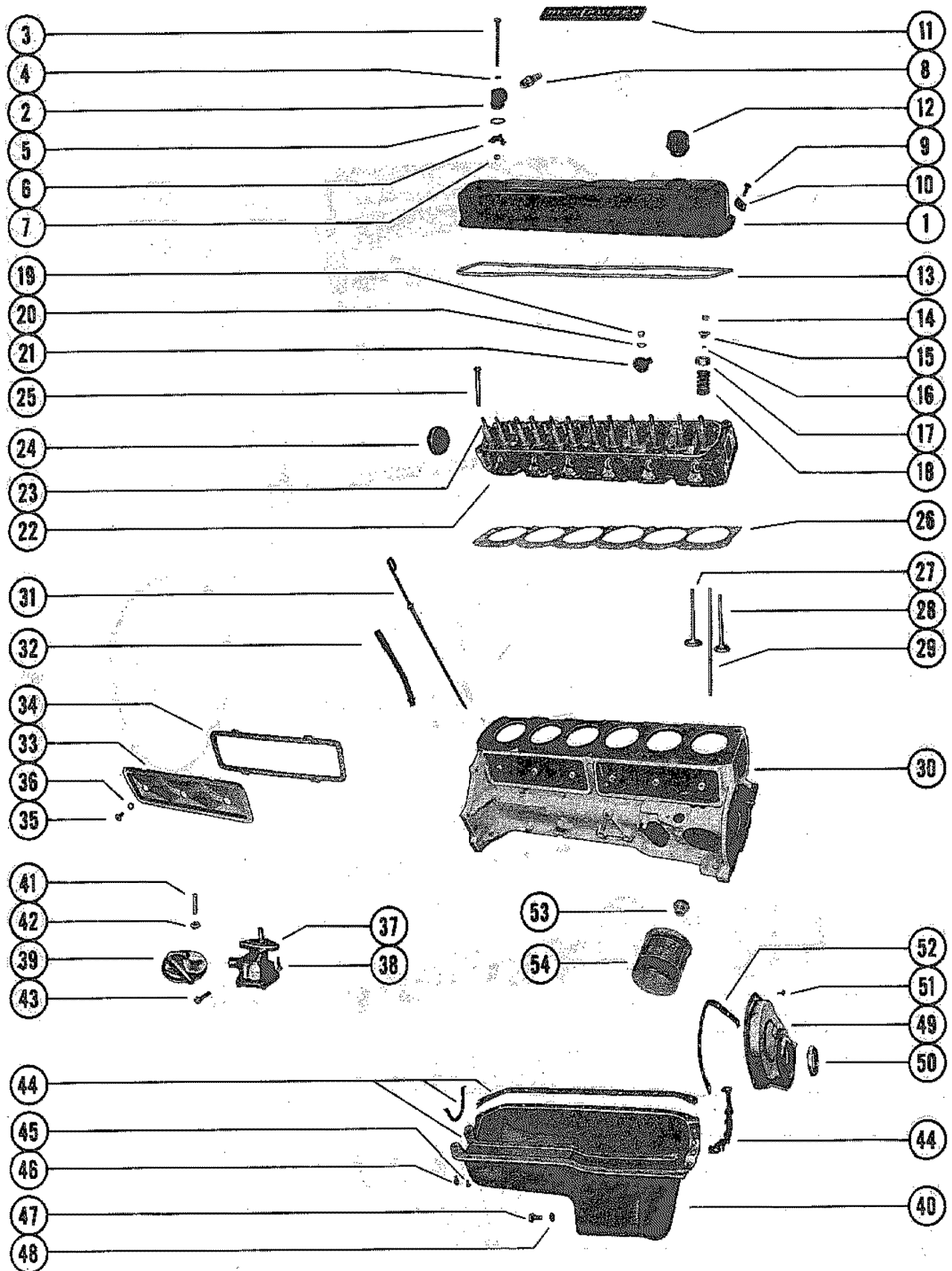


CYLINDER HEAD AND OIL PAN

REF. NO.	PART NO.	SYM.	QTY.	DESCRIPTION
1	37400A1		1	COVER ASSEMBLY, ROCKER VALVE
2	22-35863A1		1	ELBOW ASSEMBLY, VENT - ROCKER VALVE COVER
3	10-35872		1	SCREW, VENT ELBOW TO ROCKER VALVE COVER (4 1/2")
4	12-35873		1	WASHER, COPPER - VENT ELBOW SCEW
5	27-35859		1	GASKET, VENT ELBOW
6	54-35861		1	CLIP, VENT ELBOW SCREW
7	11-20586		1	NUT, VENT ELBOW SCREW
8	22-32820		2	CONNECTOR, VENT ELBOW TO VENT HOSE
9	10-35585		7	SCREW, ROCKER VALVE COVER TO CYLINDER HEAD
10	12-29245		7	WASHER, ROCKER VALVE COVER SCREW
1	33828		0	COVER, ROCKER VALVE
2	38986		1	FITTING, VENT - ROCKER VALVE COVER (NOT AS SHOWN)
3	10-38987		1	SCREW, VENT FITTING TO ROCKER VALVE COVER (4")
4	27-35859		1	GASKET, VENT FITTING
5	54-35861		1	CLIP, VENT FITTING SCREW
7	11-20586		1	NUT, VENT FITTING SCREW
9	10-37683		7	SCREW, ROCKER VALVE COVER TO CYLINDER HEAD
10	37684		7	REINFORCEMENT, ROCKER VALVE COVER SCREW
11	37-32852		0	DECAL, ROCKER VALVE COVER
-	37-36348		1	DECAL, ROCKER VALVE COVER - "150 H.P."
12	32721		1	OIL FILTER CAP ASSEMBLY, ROCKER VALVE COVER
13	27-34042		1	GASKET, ROCKER VALVE COVER
14	28-34514		12	KEY, VALVE STEM (2 PER VALVE)
15	34515		12	CAP, VALVE STEM
16	26-34217		12	SEAL, VALVE SPRING CAP
17	34518		12	SHIELD, VALVE SPRING CAP
18	24-35214		12	SPRING, VALVE
19	11-34516		12	NUT, VALVE ROCKER ARM STUD
20	34517		12	BALL UNIT, VALVE ROCKER ARM STUD
21	34519		12	ARM, ROCKER
22	937-2425		1	CYLINDER HEAD ASSEMBLY SERIAL 00000000-01820929
	937-2647		1	CYLINDER HEAD ASSEMBLY SERIAL 01820903-09999999
23	16-34521		AR	STUD, VALVE ROCKER ARM (.013 O.S.)
	16-34522		AR	STUD, VALVE ROCKER ARM (.003 O.S.)
24	19-34272		2	PLUG, EXPANSION - CYLINDER HEAD (15/16"DIA.)
25	10-34510		14	BOLT, CYLINDER HEAD TO CYLINDER BLOCK
26	27-34274		1	GASKET, CYLINDER HEAD SERIAL 00000000-01820929
	27-39164		1	GASKET, CYLINDER HEAD SERIAL 01820903-09999999
27	34528		AR	VALVE, EXHAUST (STANDARD STEM)
	34529		AR	VALVE, EXHAUST (.015 O.S. STEM)
28	34458		6	VALVE, INLET (STANDARD STEM)
	34525		AR	VALVE, INLET (.015 O.S. STEM)

CONTINUED ON NEXT PAGE ➡

CYLINDER HEAD AND OIL PAN

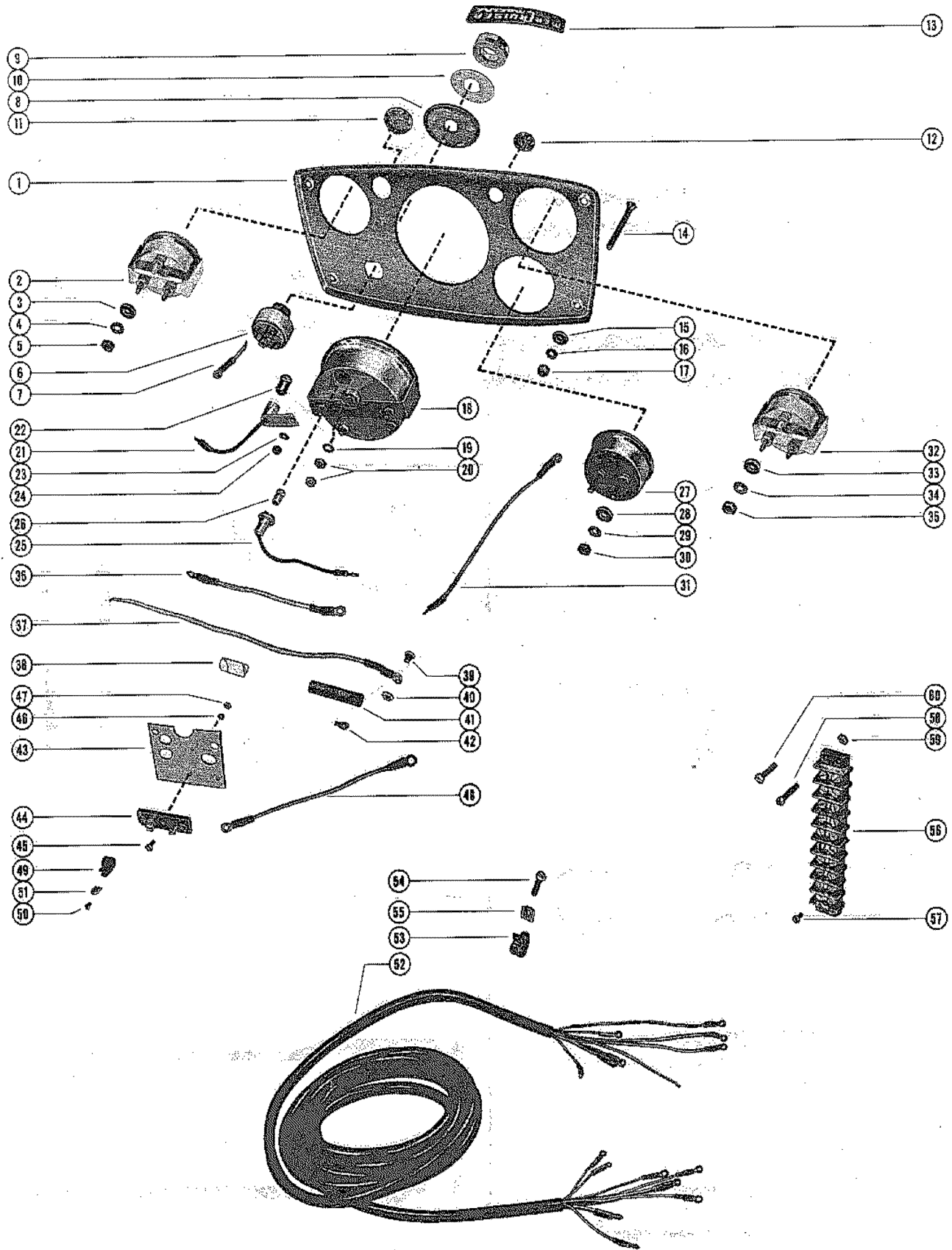


CYLINDER HEAD AND OIL PAN

REF. NO.	PART NO.	SYM.	QTY.	DESCRIPTION
29	34532		12	ROD, PUSH - VALVE
30	840-2420		1	CYLINDER BLOCK ASSEMBLY (SEE G8 FOR BREAKDOWN)
31	35350		1	GAUGE ASSEMBLY, OIL LEVER (DIP STICK) SERIAL 00000000-01820929
32	32-36573		1	TUBE, OIL LEVER GAUGE SERIAL 00000000-01820929
31	38953		1	GAUGE ASSEMBLY, OIL LEVER (DIP STICK) SERIAL 01820930-09999999
32	32-38952		1	TUBE, OIL LEVER GAUGE SERIAL 01820930-09999999
33	34559		2	COVER, CRANKCASE AND PUSH ROD
34	27-34209		2	GASKET, CRANKCASE AND PUSH ROD COVER
35	10-34470		6	SCREW, CRANKCASE AND PUSH ROD COVER TO CYLINDER BLOCK
36	25-25429		6	"O" RING, CRANKCASE AND PUSH ROD COVER SCREW
37	36405		1	OIL PUMP ASSEMBLY
-	27-34460		1	GASKET, OIL PUMP COVER
38	10-34505		2	SCREW, OIL PUMP TO CYLINDER BLOCK (7/8") SERIAL 00000000-01820929
39	36406		1	SCREEN ASSEMBLY, OIL PUMP SERIAL 00000000-01820929
40	36407		1	OIL PAN ASSEMBLY SERIAL 00000000-01820929
38	10-25299		2	SCREW, OIL PUMP TO CYLINDER BLOCK (3.4") SERIAL 01820903-09999999
39	39163		1	SCREEN ASSEMBLY, OIL PUMP (NOT AS SHOWN) SERIAL 01820903-09999999
40	38954		1	OIL PAN ASSEMBLY SERIAL 01820903-09999999
41	16-39729		1	STUD, OIL PUMP SCREEN SUPPORT TO BEARING CAP (3 3/4") SERIAL 01820903-09999999
42	11-37500		1	NUT, BEARING CAP STUD - OIL PUMP SCREEN BRACKET SERIAL 01820903-09999999
43	10-35366		1	BOLT, OIL PUMP SCREEN TO MOUNTING BRACKET (1/2") SERIAL 01820903-09999999
44	27-34207		1	GASKET SET, OIL PAN
45	10-34277		24	SCREW, OIL PAN TO CYLINDER BLOCK (1/4")
46	10-34500		4	SCREW, OIL PAN TO CYLINDER BLOCK (5/16")
47	10-34501		1	SCREW, DRAIN - OIL PAN
48	27-34502		1	GASKET, OIL PAN DRAIN SCREW
49	35603		1	COVER ASSEMBLY, CRANKCASE
50	26-34218		1	OILSEAL, CRANKCASE COVER
51	10-34277		8	SCREW, CRANKCASE COVER TO CYLINDER BLOCK
52	27-34216		1	GASKET, CRANKCASE COVER
53	32720		1	CONNECTOR, OIL FILTER TO CYLINDER BLOCK
54	32717		1	OIL FILTER ASSEMBLY
-	27-34606		1	GASKET SET (CYLINDER HEAD) SEE G14 FOR BREAKDOWN
-	27-35441A1		1	GASKET SET (EXHAUST MANIFOLD) - ALUMINUM MANIFOLD SEE G14 FOR BREAKDOWN
-	27-39255A1		1	GASKET SET (EXHAUST MANIFOLD) - CAST IRON MANIFOLD SEE G14 FOR BREAKDOWN

CONTINUED ON NEXT PAGE ➡

INSTRUMENT PANEL ASSEMBLY

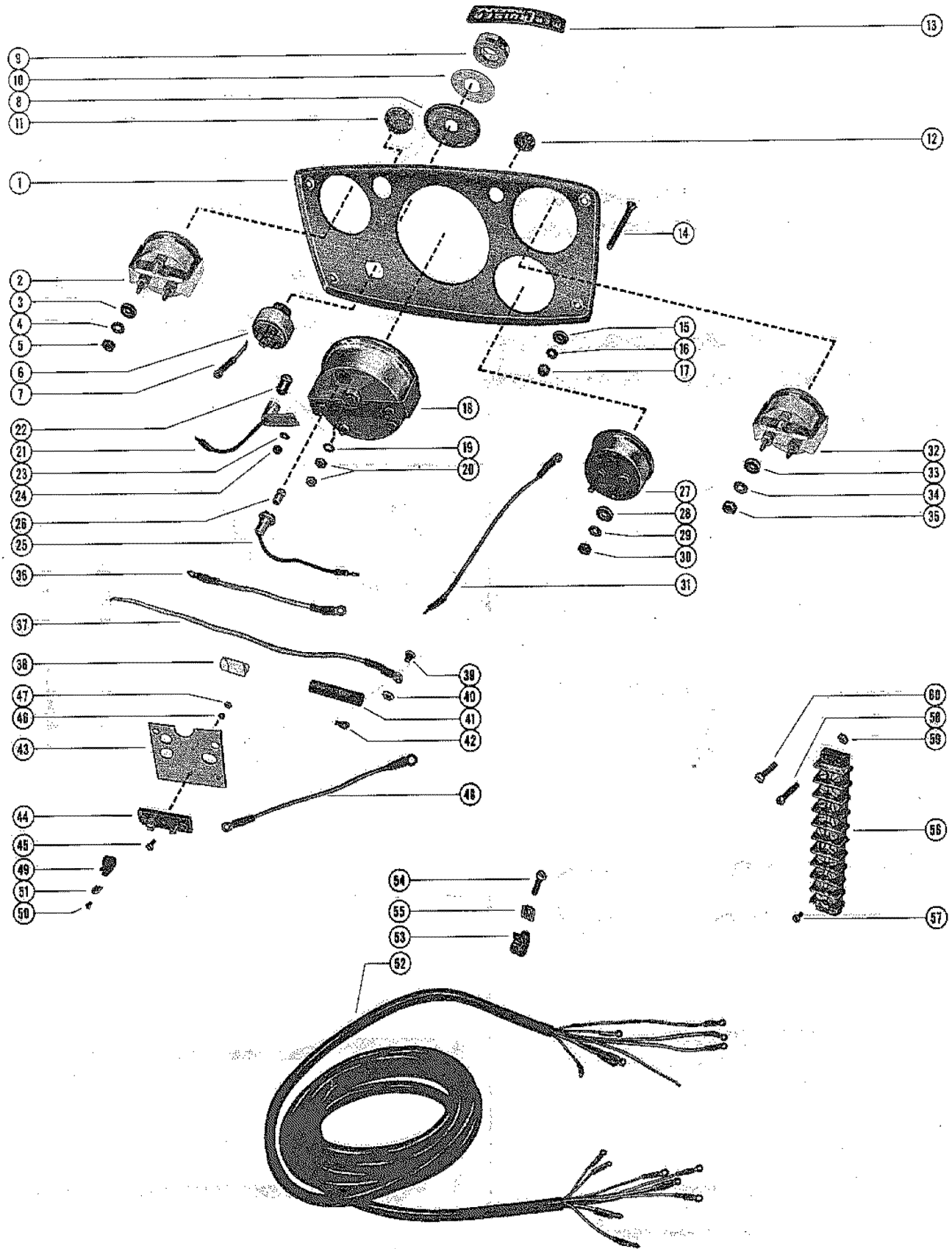


INSTRUMENT PANEL ASSEMBLY

REF. NO.	PART NO.	SYM.	QTY.	DESCRIPTION
-	34095A6		1	INSTRUMENT PANEL ASSEMBLY, COMPLETE
1	34102		1	PANEL, INSTRUMENT
2	34627		1	OIL PRESSURE GAUGE ASSEMBLY
3	12-33110		2	WASHER, FIBER - OIL PRESSURE GAUGE TERMINAL
4	12-20878		2	WASHER, OIL PRESSURE GAUGE TERMINAL (#10)
5	11-20645		2	NUT, OIL PRESSURE GAUGE TERMINAL (#10)
6	30163		1	SWITCH, IGNITION - INSTRUMENT PANEL (WITH KEY #C-30431)
7	32870		1	JUMPER WIRE, IGNITION SWITCH TO OIL PRESSURE GAUGE (WHITE -
8	34093		1	PLATE, IGNITION SWITCH
9	32861		1	BEZEL, IGNITION SWITCH TO INSTRUMENT PANEL EARLY STYLE
	37275		1	BEZEL, IGNITION SWITCH TO INSTRUMENT PANEL LATER STYLE
10	38-37338		1	INSERT, IGNITION SWITCH BEZEL LATER STYLE
11	19-32863		1	BUTTON, PLUG - INSTRUMENT PANEL (LARGE)
12	19-32862		1	BUTTON, PLUG - INSTRUMENT PANEL (SMALL)
13	37-32851		1	DECAL, INSTRUMENT PANEL
14	10-32866		4	SCREW, INSTRUMENT PANEL TO DASH BOARD
15	12-33110		8	WASHER, FIBER - INSTRUMENT PANEL TO DASH BOARD SCREW
16	12-20878		4	WASHER, INSTRUMENT PANEL TO DASH BOARD SCREW
17	11-20190		4	NUT, INSTRUMENT PANEL TO DASH BOARD SCREW
18	33233		1	TACHOMETER ASSEMBLY
19	12-20878		1	WASHER, TACHOMETER TERMINAL (#10)
20	11-20645		2	NUT, TACHOMETER TERMINAL (#10)
21	32865		2	SOCKET, LIGHT BULB - INSTRUMENT PANEL
22	32878		2	LIGHT BULB, INSTRUMENT PANEL SOCKET
23	12-20878		2	WASHER, TACHOMETER LIGHT SOCKET TERMINAL (#10)
24	11-20645		2	NUT, TACHOMETER LIGHT SOCKET TERMINAL (#10)
25	32859		1	SOCKET, LIGHT BULB - TACHOMETER
26	32878		1	LIGHT BULB, TACHOMETER SOCKET
27	34631		1	AMMETER GAUGE ASSEMBLY
28	12-33110		2	WASHER, FIBER - AMMETER GAUGE TERMINAL
29	12-20878		2	WASHER, AMMETER GAUGE TERMINAL (#10)
30	11-20645		2	NUT, AMMETER GAUGE TERMINAL (#10)
31	34096		1	JUMPER WIRE, IGNITION SWITCH TO AMMETER GAUGE (RED - 7 3/4"
32	34629		1	WATER TEMPERATURE GAUGE ASSEMBLY
33	12-33110		2	WASHER, FIBER - WATER TEMPERATURE GAUGE TERMINAL
34	12-20878		2	WASHER, WATER TEMPERATURE GAUGE TERMINAL (#10)
35	11-20645		2	NUT, WATER TEMPERATURE GAUGE TERMINAL (#10)

CONTINUED ON NEXT PAGE ➡

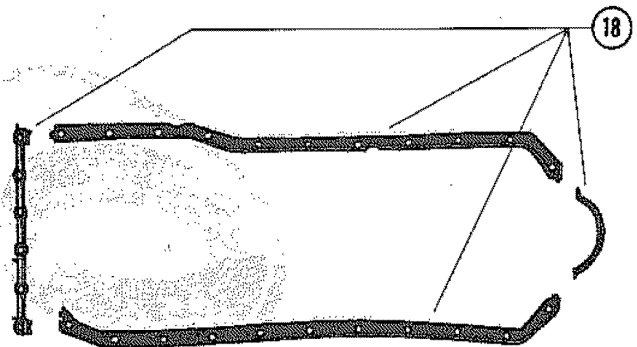
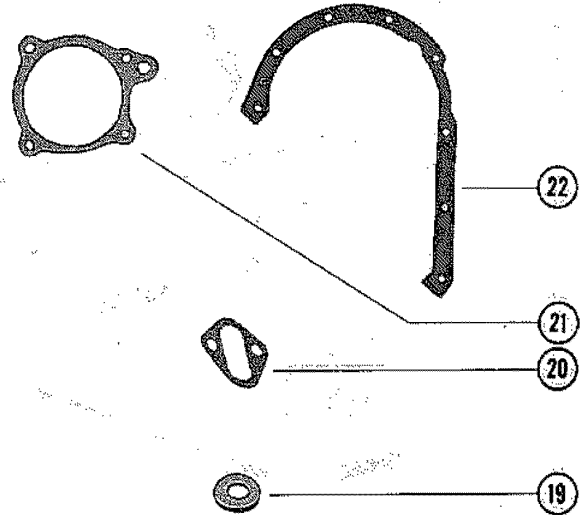
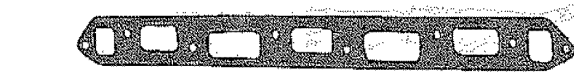
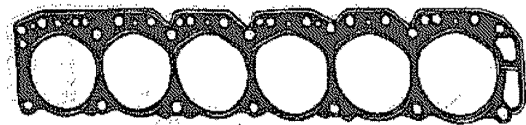
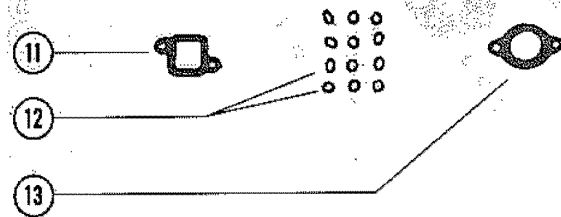
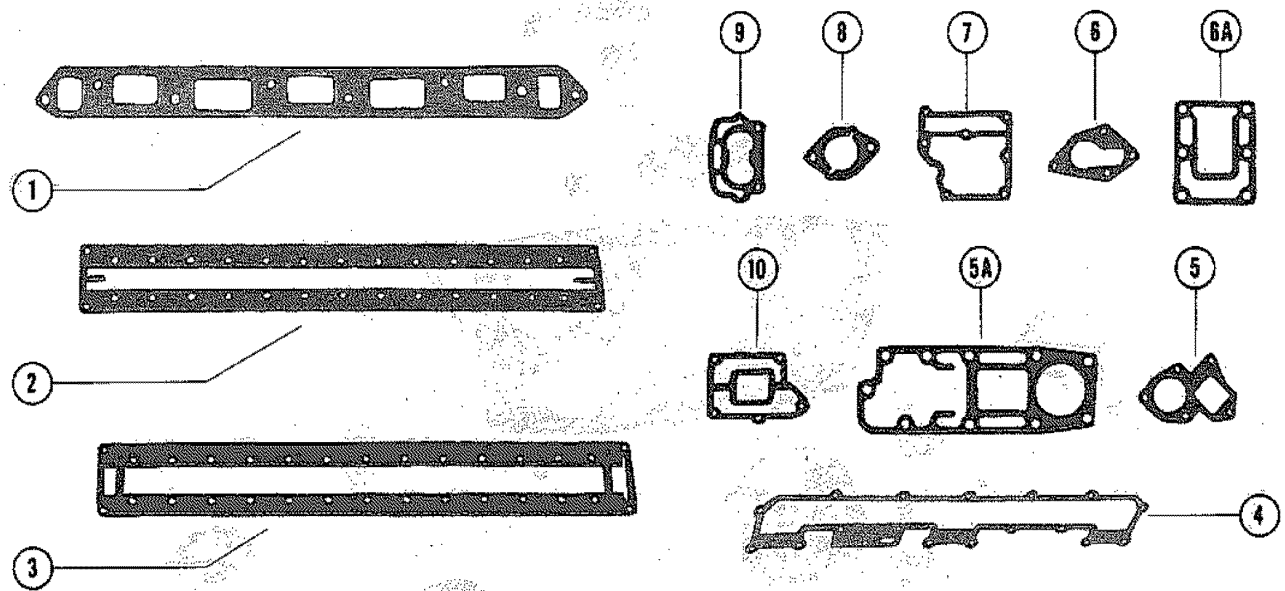
INSTRUMENT PANEL ASSEMBLY



INSTRUMENT PANEL ASSEMBLY

REF. NO.	PART NO.	SYM.	QTY.	DESCRIPTION
36	32871		1	JUMPER WIRE, WATER GAUGE TO OIL GAUGE (WHITE - 8 3/4")
37	32872		1	JUMPER WIRE, IGNITION SWITCH TO REMOTE CONTROL (YELLOW - 1
38	33370		1	BINDER, WIRING HARNESS AND JUMPER WIRES
39	10-24231		2	SCREW, JUMP WIRE TO REMOTE CONTROL SWITCH WIRE
40	11-20645		2	NUT, JUMPER WIRE SCREW
41	23-32914		2	SLEEVE, INSTRUMENT PANEL JUMPER WIRE
42	22924		2	TERMINAL, INSTRUMENT PANEL JUMPER WIRE (#10)
43	33824		1	BRACKET, MOUNTING - WIRING HARNESS CLAMPS
44	34097		1	FUSE BLOCK, INSTRUMENT PANEL
45	10-34123		1	SCREW, FUSE BLOCK TO MOUNTING BRACKET
46	13-26994		1	LOCKWASHER, FUSE BLOCK SCREW
47	11-21270		1	NUT, FUSE BLOCK SCREW
48	34092		1	JUMPER WIRE, FUSE BLOCK TO AMMETER GAUGE (RED - 6 1/2")
49	54-24871		2	CLAMP, WIRING HARNESS TO MOUNTING BRACKET
50	10-29762		2	SCREW, WIRING HARNESS AND BALLAST CLAMP TO MOUNTING BRACKET
51	22789		2	"D" WASHER, WIRING HARNESS AND BALLAST CLAMP SCREW
52	34104		1	WIRING HARNESS
53	54-24871		4	CLAMP, WIRING HARNESS TO BOAT
54	10-33615		4	SCREW, WOOD - WIRING HARNESS CLAMP TO BOAT
55	22789		4	"D" WASHER, WIRING HARNESS CLAMP SCREW
56	32790		1	TERMINAL BLOCK, WIRING HARNESS LEADS
57	10-28739		20	SCREW, WIRING HARNESS LEADS TO TERMINAL BLOCK
58	10-20644		4	SCREW, TERMINAL BLOCK TO BOAT
59	11-20645		4	NUT, TERMINAL BLOCK TO BOAT SCREW
60	10-33615		4	SCREW, WOOD - TERMINAL BLOCK TO BOAT

GASKETS AND GASKET SETS



GASKETS AND GASKET SETS

REF. NO.	PART NO.	SYM.	QTY.	DESCRIPTION
-	27-35441A1		1,	GASKET SET, EXHAUST MANIFOLD (ALUMINUM MANIFOLD)
-	27-39255A1		,1	GASKET SET, EXHAUST MANIFOLD (CAST IRON MANIFOLD)
1	27-33121		1,1	GASKET, MANIFOLD BODY TO CYLINDER BLOCK
2	27-35154		1,	GASKET, EXHAUST MANIFOLD COVER TO BAFFLE PLATE
3	27-35152		1,	GASKET, BAFFLE PLATE TO MANIFOLD BODY
4	27-39256		1,	GASKET, INTAKE MANIFOLD COVER TO MANIFOLD BODY
	27-39255		,1	GASKET, INTAKE MANIFOLD COVER TO MANIFOLD BODY
5	27-35147		1,	GASKET, EXHAUST ELBOW TO THERMOSTAT CONTAINER
5A	27-35894		,1	GASKET, EXHAUST ELBOW TO MANIFOLD BODY
6	27-35150		1,	GASKET, WATER OUTLET ELBOW TO MANIFOLD BODY
6A	27-35895		,1	GASKET, WATER OUTLET ELBOW TO MANIFOLD BODY
7	27-35144		1,	GASKET, RELIEF VALVE BODY TO MANIFOLD BODY
8	27-33460		2,2	GASKET, CARBURETOR MOUNTING (DUAL CARBURETOR)
9	27-32910		1,1	GASKET, CARBURETOR MOUNTING (SINGLE CARBURETOR)
10	27-35146		1,	GASKET, THERMOSTAT CONTAINER TO MANIFOLD BODY
-	27-34606		1,1	GASKET SET, CYLINDER HEAD
11	27-33680		1,1	GASKET, WATER OUTLET HOUSING TO CYLINDER HEAD
12	26-34217		12,12	SEAL, VALVE STEM
13	27-33918		1,1	GASKET, WATER OUTLET HOUSING TO DISTRIBUTION BLOCK
14	27-34274		1,1	GASKET, CYLINDER HEAD TO CYLINDER BLOCK
15	27-34042		1,1	GASKET, ROCKER COVWER TO CYLINDER HEAD
16	27-33121		1,1	GASKET, MANIFOLD BODY TO CYLINDER BLOCK
17	27-34209		2,2	GASKET, CRANKCASE AND PUSH ROD COVER TO CYLINDER BLOCK
18	27-34207		1,1	GASKET SET, OIL PAN TO CYLINDER BLOCK
-	27-34213A1		1,1	GASKET SET, MISCELLANEOUS
19	27-34486		1,1	GASKET, DISTRIBUTOR TO CYLINDER BLOCK
20	27-34213		1,1	GASKET, FUEL PUMP TO CYLINDER BLOCK
21	27-33956		1,1	GASKET, WATER PUMP TO CYLINDER BLOCK
22	27-34216		1,1	GASKET, CRANKCASE FRONT COVER TO CYLINDER BLOCK

PARTS INDEX

Part Number	Description	Pg.	Ref. No.	Part Number	Description	Pg.	Ref. No.
20119	PROTECTOR, HIGH TENSION LEAD	17	29	32722	FUEL PUMP ASSEMBLY . . .	31	1
22789	"D" WASHER, FUEL LINE CLIP SCREW	21	7	32729A1	CAP ASSEMBLY, RELIEF VALVE BODY	49	60
22789	"D" WASHER, FUEL LINE CLIP SCREW	23	42	32729A1	CAP ASSEMBLY, RELIEF VALVE BODY	39	12
22789	"D" WASHER, WIRING HARNESS AND BALLAST CLAMP SCREW	65	51	32753	BRACKET, ALTERNATOR MOUNTING - CYLINDER BLOCK	5	65
22789	"D" WASHER, WIRING HARNESS CLAMP SCREW	41	57	32754	BRACE, ALTERNATOR TO CYLINDER BLOCK (FRONT)	5	56
22789	"D" WASHER, WIRING HARNESS CLAMP SCREW	45	12	32762A1	LEAD ASSEMBLY, HIGH TENSION - DISTRIBUTOR (6 1/4")	17	25
22789	"D" WASHER, WIRING HARNESS CLAMP SCREW	51	15	32762A2	LEAD ASSEMBLY, HIGH TENSION - DISTRIBUTOR (14 1/4")	17	26
22789	"D" WASHER, WIRING HARNESS CLAMP SCREW	65	55	32762A3	LEAD ASSEMBLY, HIGH TENSION - DISTRIBUTOR (20 3/4")	17	27
22789	"D" WASHER, WIRING HARNESS CLIP SCREW	3	13	32762A4	LEAD ASSEMBLY, HIGH TENSION - DISTRIBUTOR (22")	17	28
22789	"D" WASHER, WIRING HARNESS CLIP SCREW	5	34	32763A1	WIRE ASSEMBLY, DISTRIBUTOR TO COIL (8 1/4")	17	33
22789	"D" WASHER, WIRING HARNESS CLIP SCREW	19	43	32778	SUPPORT, FRONT - ENGINE MOUNT	53	41
22924	TERMINAL, INSTRUMENT PANEL JUMPER WIRE (#10)	65	42	32783	RETAINER, HIGH TENSION LEADS	17	32
25661	STARTER SOLENOID	5	43	32784	RETAINER, HIGH TENSION LEADS	17	31
26551	RETAINER, INTAKE MANIFOLD COVER SCREW - THROTTLE SPRING	33	57	32786	TAB WIRING HARNESS LEAD TO CYLINDER BLOCK	3	24
26551	RETAINER, RELIEF VALVE BODY SCREW - THROTTLE RETURN SPRING	39	18	32786	TAB, STARTER MOTOR SOLENOID SWITCH TERMINAL	3	18
26551	RETAINER, WATER OUTLET ELBOW SCREW - THROTTLE RETURN SPRING	45	21	32786	TAB, STARTER MOTOR TO CYLINDER BLOCK SCREW	3	30
26551	RETAINER, INTAKE MANIFOLD COVER SCREW-THROTTLE RETURN SPRING	21	28	32786	TAB, WIRING HARNESS TO FLYWHEEL HOUSING . . .	51	11
27947	SWIVEL, LINK ROD TO THROTTLE LEVER	33	42	32790	TERMINAL BLOCK, WIRING HARNESS LEADS	65	56
30163	SWITCH, IGNITION - INSTRUMENT PANEL (WITH KEY #C-30431) . . .	63	6	32833	MOUNT, FRONT MOUNTING BRACKET	51	25
32492A2	ENGINE COUPLING ASSEMBLY	55	17	32835	BRACKET, ALTERNATOR MOUNTING - CYLINDER BLOCK	7	69
32701	ALTERNATOR ASSEMBLY	13	-	32849	SUPPORT, FRONT - ENGINE MOUNT	53	41A
32701	ALTERNATOR ASSEMBLY (F4 FOR BREAKDOWN) . . .	5	55	32850	BELT, ALTERNATOR, WATER PUMP PULLEY AND CRANKSHAFT PULLEY	57	38
32704	COIL ASSEMBLY, IGNITION	17	34	32859	SOCKET, LIGHT BULB - TACHOMETER	63	25
32717	OIL FILTER ASSEMBLY	61	54				
32720	CONNECTOR, OIL FILTER TO CYLINDER BLOCK . . .	61	53				
32721	OIL FILTER CAP ASSEMBLY, ROCKER VALVE COVER . . .	59	12				
32722	FUEL PUMP ASSEMBLY	21	1				

PARTS INDEX

Part Number	Description	Pg.	Ref. No.	Part Number	Description	Pg.	Ref. No.
32865	SOCKET, LIGHT BULB - INSTRUMENT PANEL . . .	63	21	33294	SUPPORT PACKAGE, GROUND AND INSULATED HOLDERS . .	9	26
32870	JUMPER WIRE, IGNITION SWITCH TO OIL PRESSURE GAUGE (WHITE -)	63	7	33295	FRAME, COMMUTATOR END - LOWER	9	19
32871	JUMPER WIRE, WATER GAUGE TO OIL GAUGE (WHITE - 8 3/4")	65	36	33297	LEVER, SHIFT - DRIVE END HOUSING	9	34
32872	JUMPER WIRE, IGNITION SWITCH TO REMOTE CONTROL (YELLOW - 1 . .	65	37	33300	DISTRIBUTOR ASSEMBLY, COMPLETE	17	1
32877	COVER, WATER PUMP	39	26	33301	FIELD COIL ASSEMBLY . . .	9	17
32877	COVER, WATER PUMP	45	24	33303	COVER, SOLENOID SWITCH	11	44
32878	LIGHT BULB, INSTRUMENT PANEL SOCKET	63	22	33305	CONTACT, RESISTOR TERMINAL STUD	11	46
32878	LIGHT BULB, TACHOMETER SOCKET	63	26	33310	SHAFT, SHIFT LEVER TO DRIVE END HOUSING . . .	9	35
33061	FLAME ARRESOR, CARBURETOR	31	27	33316	CONTACT AND PUSH ROD ASSEMBLY	11	42
33061	FLAME ARRESTOR	21	19	33317	PLUNGER, SHIFT LEVER - SOLENOID SWITCH	9	37
33086	COVER, INTAKE MANIFOLD	39	29	33318	DRIVE ASSEMBLY, CLUTCH - ARMATURE	9	6
33091	LEVER, THROTTLE - MANIFOLD BODY	23	51	33319	PLATE, BALL BEARING RETAINER - DRIVE END FRAME	13	9
33103	LINK ROD, CARBURETOR THROTTLE PLATE TO CARBURETOR THROTTLE P	25	69	33320	ARMATURE	9	12
33104	SWIVEL JOINT, THROTTLE LEVER	23	53	33321	BRACKET, IGNITION COIL MOUNTING	17	35
33104	SWIVEL JOINT, THROTTLE PLATE	25	67	33324	HOUSING, DRIVE END	9	1
33105	SLIP JOINT, THROTTLE PLATE (REAR CARBURETOR)	23	66	33325	STATOR ASSEMBLY	13	3
33105	SLIP, JOINT, THROTTLE PLATE (FRONT CARBURETOR)	25	76	33326	INSULATOR, CONDENSER TERMINAL SCREW	15	33
33108	PLATE, THROTTLE - CARBURETOR	21	22	33327	CONDENSER	13	22
33149	MOUNT, FLYWHEEL HOUSING	51	17	33331	ROTOR	13	1
33233	TACHOMETER ASSEMBLY .	63	18	33332	STRAP, DIODE JUNCTION TERMINAL TO RELAY TERMINAL	13	27
33261	SOLENOID SWITCH ASSEMBLY	11	41	33336	FAN, DRIVE END FRAME . .	13	13
33263	COLLAR, DRIVE END FRAME - INNER	13	5	33340	DIODE PACKAGE, HEAT SINK - POSITIVE	13	26
33270	BRUSH, FIELD FRAME	9	24	33341	DIODE PACKAGE, SLIP RING END FRAME - NEGATIVE	13	18
33281	LEAD, FIELD FRAME BRUSH	9	28	33342	TERMINAL PACKAGE, DIODE JUNCTION AND STATOR TERMINAL	13	25
33282	SHOE, POLE - FIELD COIL .	9	14	33343	FRAME, DRIVE END	13	11
33283	HOLDER, FIELD FRAME BRUSH GROUND	9	23	33344	COLLAR, DRIVE END FRAME - OUTER	13	12
33284	HOLDER, INSULATED - FIELD FRAME BRUSH . . .	9	22	33345	RETAINER, SLIP RING END FRAME CONDENSER . . .	13	23
33291	COLLAR, PINION STOP - DRIVE END HOUSING . . .	9	5	33346	TERMINAL, GROUND - SLIP RING END FRAME	15	37
33292	COLLAR, THRUST - DRIVE END HOUSING	9	3	33349	FRAME ASSEMBLY, SLIP RING END	13	17
33293	INSULATION, POLE SHOE TO FIELD COIL	9	13	33350	HEAT SINK ASSEMBLY, SLIP RING END FRAME	13	24
				33352	BATTERY TERMINAL PACKAGE, HEAT SINK TO SLIP RING END FRAME . .	15	36

PARTS INDEX

Part Number	Description	Pg.	Ref. No.	Part Number	Description	Pg.	Ref. No.
33357	FUEL PUMP REPAIR KIT ...	21	-	34104	WIRING HARNESS	65	52
33357	FUEL PUMP REPAIR KIT ...	31	-	34141	VOLTAGE REGULATOR ...	3	2
33358	FUEL PUMP DIAPHRAGM KIT	21	-	34235	BREAKER ASSEMBLY, DISTRIBUTOR	17	14
33358	FUEL PUMP DIAPHRAGM KIT	31	-	34282	LIFTER, VALVE - TAPPET ..	57	25
33366	COLLAR, CLUTCH DRIVE ..	9	9	34292	COVERING, CHOKE PIPE ..	21	13
33367	LOCKWIRE, COLLAR AND SPRING RETAINING	9	10	34424	WIRING HARNESS, EXTERNAL	3	1
33370	BINDER, WIRING HARNESS AND JUMPER WIRES ...	65	38	34458	VALVE, INLET (STANDARD STEM)	59	28
33393	SLEEVE, ADJUSTING - THROTTLE LINK ROD ...	33	45	34480	CLAMP UNIT, DISTRIBUTOR	19	44
33394	LINK ROD, CARBURETOR ..	33	46	34481	HUB, WATER PUMP PULLEY	57	30
33483	ELBOW, WATER OUTLET - CYLINDER HEAD	39	1	34498	CAP, REAR - CRANKSHAFT BEARING	55	11
33483	ELBOW, WATER OUTLET - CYLINDER HEAD	45	1	34507	CAP, INTERMEDIATE AND FRONT - CRANKSHAFT BEARING	55	12
33614A1	MOUNT ASSEMBLY, VOLTAGE REGULATOR TO TRANSOM	3	3	34515	CAP, VALVE STEM	59	15
33653	FELT, BREAKER CAM LUBRICATOR	17	-	34517	BALL UNIT, VALVE ROCKER ARM STUD	59	20
33654	BUTTON, CARBON - DISTRIBUTOR CAP	17	21	34518	SHIELD, VALVE SPRING CAP	59	17
33655	PLATE, WEIGHT HOLD DOWN	17	9	34519	ARM, ROCKER	59	21
33658	LEAD, PRIMARY	17	17	34525	VALVE, INLET (.015 O.S. STEM)	59	28
33659	ROTOR, DISTRIBUTOR	17	18	34528	VALVE, EXHAUST (STANDARD STEM)	59	27
33662	CONDENSER	17	13	34529	VALVE, EXHAUST (.015 O.S. STEM)	59	27
33665	PLATE, MOUNTING - BREAKER ASSEMBLY AND CONDENSER	17	11	34532	ROD, PUSH - VALVE	61	29
33668	HOUSING, PRIMARY - DISTRIBUTOR	17	2	34546	BRACE, STARTER MOTOR ..	3	22
33670	RETAINER, BREAKER CAM LUBRICATOR FELT	17	-	34549	RETAINER, DISTRIBUTOR CLAMP UNIT	19	45
33765	CAP, DISTRIBUTOR	17	20	34559	COVER, CRANKCASE AND PUSH ROD	61	33
33766	MAIN SHAFT AND WEIGHT PLATE	17	4	34562	BALANCER, HARMONIC - CRANKSHAFT	57	42
33767	CAM, BREAKER - ADVANCE	17	6	34623	OIL PRESSURE SENDER ASSEMBLY, CYLINDER BLOCK	5	40
33768	WEIGHT, BREAKER CAM ADVANCE	17	7	34625	WATER TEMPERATURE SENDER ASSEMBLY	5	36
33824	BRACKET, MOUNTING - WIRING HARNESS CLAMPS	65	43	34627	OIL PRESSURE GAUGE ASSEMBLY	63	2
33828	COVER, ROCKER VALVE ..	59	1	34629	WATER TEMPERATURE GAUGE ASSEMBLY	63	32
33864	PULLEY, WATER PUMP ...	57	31	34631	AMMETER GAUGE ASSEMBLY	63	27
34092	JUMPER WIRE, FUSE BLOCK TO AMMETER GAUGE (RED - 6 1/2") ...	65	48	34754	BRUSH HOLDER PACKAGE	15	41
34093	PLATE, IGNITION SWITCH ..	63	8	35086	BUTTON, CHECK VALVE - RELIEF VALVE BODY ...	39	10
34095A6	INSTRUMENT PANEL ASSEMBLY, COMPLETE ..	63	-	35086	BUTTON, RELIEF VALVE BODY	47	58
34096	JUMPER WIRE, IGNITION SWITCH TO AMMETER GAUGE (RED - 7 3/4"	63	31	35143A1	BODY ASSEMBLY, RELIEF VALVE	39	8
34097	FUSE BLOCK, INSTRUMENT PANEL	65	44	35145	CONTAINER, THERMOSTAT - EXHAUST MANIFOLD BODY	43	63
34102	PANEL, INSTRUMENT	63	1				

PARTS INDEX

Part Number	Description	Pg.	Ref. No.	Part Number	Description	Pg.	Ref. No.
35149	ELBOW, WATER OUTLET - EXHAUST MANIFOLD BODY	39	21	37369	WATER PUMP ASSEMBLY (SPECIAL MARINE)	57	26
35151	PLATE, BAFFLE - EXHAUST MANIFOLD	41	50	37400A1	COVER ASSEMBLY, ROCKER VALVE	59	1
35153	COVER, EXHAUST MANIFOLD	41	52	37614	FAN, DRIVE END FRAME	13	13
35155	BODY, EXHAUST MANIFOLD	39	19	37615A1	ALTERNATOR ASSEMBLY	13	-
35157	BOWL, ALUMINUM - FUEL FILTER	21	32	37615A1	ALTERNATOR ASSEMBLY F4 FOR BREAKDOWN)	5	55
35157	BOWL, ALUMINUM - FUEL FILTER	31	6	37684	REINFORCEMENT, ROCKER VALVE COVER SCREW	59	10
35200	BRUSH PACKAGE, STATOR (2 PER PACKAGE)	15	45	37707	VOLTAGE REGULATOR, TRANSISTORIZED	3	2A
35203	CONNECTOR, GROUND TERMINAL TO GROUND BRUSH STUD	15	42	37709	WIRING HARNESS, EXTERNAL(NOT AS SHOWN)	3	1
35205	COVER, PLASTIC - BRUSH HOLDER	15	47	38022	ROTOR	13	1
35350	GAUGE ASSEMBLY, OIL LEVER (DIP STICK)	61	31	38029	COLLAR, DRIVE END FRAME - INNER	13	5
35583	LIFTER, VALVE - TAPPET	57	25	38057	ELBOW, WATER OUTLET - CYLINDER HEAD	39	1A
35603	COVER ASSEMBLY, CRANKCASE	61	49	38057	ELBOW, WATER OUTLET - CYLINDER HEAD	45	1A
35862	BLOCK, SPACER - FRONT MOUNTING BRACKET	51	26	38058A1	COVER ASSEMBLY, WATER INLET	39	13
35864	COVER PLATE, FLYWHEEL HOUSING	51	3	38766	PULLEY, DRIVE END FRAME	13	14
35865A2	FLYWHEEL HOUSING ASSEMBLY, REAR MOUNTING	51	1	38953	GAUGE ASSEMBLY, OIL LEVER (DIP STICK)	61	31
35884	THERMOSTAT	43	64	38954	OIL PAN ASSEMBLY	61	40
35884	THERMOSTAT	47	39	38979	LEVER, THROTTLE - INTAKE MANIFOLD COVER	33	41
35892	ELBOW, EXHAUST - EXHAUST MANIFOLD BODY	47	40	38980	COVER, INTAKE MANIFOLD - NOT AS SHOWN	41	29
35893	ELBOW, WATER OUTLET - EXHAUST MANIFOLD BODY	45	18	38981	COVER, INTAKE MANIFOLD - NOT AS SHOWN	47	33
35896A1	BODY ASSEMBLY, RELIEF VALVE - EXHAUST ELBOW	47	56	38982	LINK ROD, THROTTLE	33	43
36099A2	BRACKET ASSEMBLY, FRONT MOUNTING	51	23	38983	SWIVEL, LINK ROD TO CARBURETOR	33	47
36105	PULLEY, DRIVE END FRAME	13	14	38986	FITTING, VENT - ROCKER VALVE COVER (NOT AS SHOWN)	59	2
36112	BODY, EXHAUST MANIFOLD	45	8	39003	ELBOW, EXHAUST - THERMOSTAT CONTAINER	43	66
36113	COVER, INTAKE MANIFOLD	47	33	39004	ELBOW, EXHAUST - EXHAUST MANIFOLD BODY	47	40
36176	BRACKET, STARTER SOLENOID MOUNTING	5	49	39163	SCREEN ASSEMBLY, OIL PUMP (NOT AS SHOWN)	61	39
36177	INSULATOR, STARTER SOLENOID BRACKET	5	48	N.S.S.	FITTING, VENT HOSE TO CABURETOR	23	45
36405	OIL PUMP ASSEMBLY	61	37	10-20031	SCREW, WIRIRNG HARNESS CLAMP TO EXHAUST MANIFOLD COVER (1/2"	41	56
36406	SCREEN ASSEMBLY, OIL PUMP	61	39	10-20100	SCREW, THROTTLE PLATE TO CARBURETOR	21	23
36407	OIL PAN ASSEMBLY	61	40	10-20191	SCREW, WIRING HARNESS CLAMP TO FLYWHEEL HOUSING TAB	51	13
37242	REINFORCEMENT, WATER PUMP PULLEY	57	--				
37275	BEZEL, IGNITION SWITCH TO INSTRUMENT PANEL LATER STYLE	63	9				

PARTS INDEX

Part Number	Description	Pg.	Ref. No.	Part Number	Description	Pg.	Ref. No.
10-20191	SCREW, WIRING HARNESS LEAD TO CYLINDER BLOCK TAB	3	25	10-26668	SCREW, WIRING HARNESS CLIP TO COIL BRACKET .	19	42
10-20191	SCREW, WIRING HARNESS LEAD TO SOLENOID SWITCH TERMINAL TAB .	3	19	10-27165	SCREW, ALTERNATOR BRACE TO CYLINDER BLOCK (3/4")	5	57
10-20314	SCREW, DRIVE - SERIAL PLATE TO CYLINDER BLOCK	51	22	10-27165	SCREW, ALTERNATOR MOUNTING BRACKET TO CYLINDER BLOCK (3/4") .	5	66
10-20644	SCREW, TERMINAL BLOCK TO BOAT	65	58	10-27165	SCREW, IGNITION COIL TO CYLINDER BLOCK	17	39
10-20705	SCREW, COVER PLATE TO FLYWHEEL HOUSING (3/4")	51	4	10-27165	SCREW, LIFTING EYE TO CYLINDER BLOCK	51	19
10-21077	SCREW, EXHAUST MANIFOLD BODY TO CYLINDER HEAD (7/8") . .	41	36	10-28713	SCREW, SOLENOID SWITCH TO DRIVE END HOUSING	9	40
10-21077	SCREW, EXHAUST MANIFOLD BODY TO CYLINDER HEAD (7/8") . .	45	29	10-28739	SCREW, WIRING HARNESS LEADS TO TERMINAL BLOCK	65	57
10-21077	SCREW, WATER OUTLET ELBOW TO CYLINDER HEAD (7/8")	39	6	10-29197	SCREW, MOUNTING BRACKET TO MANIFOLD BODY (5/8") -	5	50
10-21077	SCREW, WATER OUTLET ELBOW TO CYLINDER HEAD (7/8")	45	5	10-29198	SCREW, ALTERNATOR BRACE TO ALTERNATOR (7/8")	5	60
10-21625	SCREW, STARTER SOLENOID TO MOUNTING BRACKET (3/4")	5	52	10-29199	SCREW, FUEL LINES CLAMP FASTENING (1")	31	18
10-22654	SCREW, FUEL FILTER FUEL LINE CLIP TO CABURETOR	23	41	10-29238	SCREW, VOLTAGE REGULATOR TO MOUNT	3	4
10-22793	SCREW, WOOD - WIRING HARNESS CLIP TO BOAT	3	12	10-29240	SCREW, DRAIN HOSE CLAMP TO EXHAUST MANIFOLD BODY (5/8") . .	41	41
10-22958	SCREW, SWIVEL JOINT TO THROTTLE LEVER (1 1/8")	23	52	10-29240	SCREW, WIRING HARNESS CLAMP SCREW (5/8") . . .	45	11
10-24231	SCREW, JUMP WIRE TO REMOTE CONTROL SWITCH WIRE	65	39	10-29762	SCREW, WIRING HARNESS AND BALLAST CLAMP TO MOUNTING BRACKET . . .	65	50
10-24233	SCREW, REMOTE CONTROL CABLE TO THROTTLE LEVER (1 3/8")	23	57	10-31471	SCREW, THROTTLE PLATE SWIVEL JOINT TO THROTTLE LEVER SLIP JO	23	61
10-24609	SCREW, CONDENSOR TERMINAL TO HEAT SINK	13	30	10-32024	SCREW, BRUSH LEAD TO FIELD FRAME BRUSH . . .	9	25
10-25299	SCREW, OIL PUMP TO CYLINDER BLOCK (3.4") .	61	38	10-32557	SCREW, BRACKET AND SPACER BLOCK TO CYLINDER BLOCK (4 1/2")	51	27
10-25299	SCREW, WATER PUMP FLANGE (3/4")	39	20	10-32775	SCREW, ALTERNATOR TO BRACKET (3 1/2")	5	62
10-25299	SCREW, WATER PUMP FLANGE (3/4")	45	26	10-32866	SCREW, INSTRUMENT PANEL TO DASH BOARD	63	14
10-26486	SCREW, FRONT MOUNTING BRACKET TO CYLINDER BLOCK (2 3/8")	51	30	10-33033	SCREW, VENTURI CLUSTER TO FLOAT BOWL (OUTER)	35	19
10-26632	SCREW, ALTERNATOR MOUNTING BRACKET TO CYLINDER BLOCK (1 1/4"	7	73	10-33034	SCREW, VENTURI CLUSTER TO FLOAT BOWL (CENTER)	35	17
10-26632	SCREW, EXHAUST MANIFOLD BODY TO CYLINDER HEAD (1 1/4") .	45	29	10-33042	SCREW, FAST IDLE CAM TO THROTTLE BODY	29	40
				10-33043	SCREW, AIR HORN TO FLOAT BOWL (SHORT) . .	35	4
				10-33045	SCREW, CHOKE VALVE TO CHOKE SHAFT	27	18

PARTS INDEX

Part Number	Description	Pg.	Ref. No.	Part Number	Description	Pg.	Ref. No.
10-33047	SCREW, AIR HORN PUMP LEVER	35	29	10-33615	SCREW, WOOD - WIRING HARNESS CLAMP TO BOAT	65	54
10-33047	SCREW, STAT COVER AND COIL TO CHGOKE HOUSING	29	60	10-33617	SCREW, MAIN WELL SUPPORT TO AIR HORN	27	11
10-33047	SCREW, STAT COVER AND COIL TO CHOKE HOUSING	37	65	10-33622	SCREW, AIR HORN TO FLOAT BOWL	27	14
10-33048	SCREW, AIR HORN TO FLOAT (LONG)	35	5	10-33630	SCREW, THROTTLE BODY TO FLOAT BOWL	29	47
10-33052	SCREW, THROTTLE BODY TO FLOAT BOWL	37	44	10-33632	SCREW, FAST IDLE CAM TO FLOAT BOWL	37	47
10-33053	SCREW, CHOKE HOUSING TO AIR HORN	29	51	10-33632	SCREW, FAST IDLE CAM TO THROTTLE BODY	29	40
10-33053	SCREW, CHOKE HOUSING TO AIR HORN	37	55	10-33648	SCREW, MOUNTING PLATE TO PRIMARY HOUSING	17	12
10-33056	SCREW, CHOKE PISTON LEVER TO CHOKE HOUSING	29	55	10-33650	SCREW, BREAKER ASSEMBLY TO MOUNTING PLATE	17	15
10-33056	SCREW, CHOKE PISTON LEVER TO CHOKE HOUSING	37	57	10-33656	SCREW, WEIGHT HOLD DOWN PLATE TO WEIGHT PLATE	17	10
10-33123	SCREW, SWIVEL JOINT AND SLIP JOINT TO THROTTLE PLATE (1 1/2")	23	63	10-33660	SCREW, DISTRIBUTOR CAP TO PRIMARY HOUSING (8-32)	17	22
10-33231	SCREW, MOUNTING BRACKET TO MANIFOLD BODY (1/2") -	5	50	10-33663	SCREW, DISTRIBUTOR CAP TO PRIMARY HOUSING (10-32)	17	23
10-33248	SCREW, COVER TO SOLENOID SWITCH	11	60	10-34123	SCREW, FUSE BLOCK TO MOUNTING BRACKET	65	45
10-33250	SCREW, SUPPORT TO FIELD FRAME	9	29	10-34277	SCREW, CRANKCASE COVER TO CYLINDER BLOCK	61	51
10-33286	BOLT, THUR - COMMUTATOR END FRAME TO DRIVE END HOUSING	9	21	10-34277	SCREW, OIL PAN TO CYLINDER BLOCK (1/4")	61	45
10-33296	BOLT, THRU - COMMUTATOR END FRAME TO DRIVE END HOUSING	9	20	10-34382	SCREW, BRUSH HOLDER TO SLIP RING END FRAME.	15	55
10-33311	SCREW, MOUNTING BRACKET TO IGNITION COIL	17	36	10-34468	SCREW, TIMING GEAR TO CAMSHAFT	57	37
10-33315	SCREW, FIELD COIL LEAD TO SOLENOID SWITCH	11	62	10-34470	SCREW, CRANKCASE AND PUSH ROD COVER TO CYLINDER BLOCK	61	35
10-33322	BOLT, THUR - SLIP RING END FRAME TO DRIVE END FRAME	15	58	10-34471	SCREW, WATER PUMP TO CYLINDER BLOCK (1 1/2")	57	28
10-33323	SCREW, BALL BEARING RETAINER PLATE TO DRIVE END FRAME	13	10	10-34473	BOLT, CONNECTING ROD BEARING CAP	55	21
10-33524	SCREW, ALTERNATOR MOUNTING BRACKETS TO CYLINDER BLOCK (5/8")	7	70	10-34499	BOLT, CRANKSHAFT BEARING CAP TO CYLINDER BLOCK	55	13
10-33615	SCREW, VOLTAGE REGULATOR MOUNT TO TRANSOM	3	5	10-34500	SCREW, OIL PAN TO CYLINDR BLOCK (5/16")	61	46
10-33615	SCREW, WOOD - TERMINAL BLOCK TO BOAT	65	60	10-34501	SCREW, DRAIN - OIL PAN	61	47
				10-34505	SCREW, OIL PUMP TO CYLINDER BLOCK (7/8")	61	38
				10-34505	SCREW, WATER PUMP TO CYLINDER BLOCK (7/8")	57	29
				10-34510	BOLT, CYLINDER HEAD TO CYLINDER BLOCK	59	25
				10-34544	BOLT, STARTER MOTOR MOUNTING (1 15/16")	3	16

PARTS INDEX

Part Number	Description	Pg.	Ref. No.	Part Number	Description	Pg.	Ref. No.
10-34545	BOLT, STARTER MOTOR MOUNTING (4 21/32") . . .	3	15	10-35585	SCREW, ROCKER VALVE COVER TO CYLINDER HEAD	59	9
10-34551	SCREW, PULLEY AND HUB TO WATER PUMP (3/4") .	57	32	10-35765	SCREW, BRACE TO STARTER MOTOR AND CYLINDER BLOCK (5/8") .	3	23
10-34554	BOLT, FUEL PUMP TO CYLINDER BLOCK (3/4") .	21	3	10-35872	SCREW, VENT ELBOW TO ROCKER VALVE COVER (4 1/2")	59	3
10-34554	SCREW, FUEL PUMP TO CYLINDER BLOCK (3/4") .	31	3	10-37683	SCREW, ROCKER VALVE COVER TO CYLINDER HEAD	59	9
10-34582	SCREW, POLE SHOE TO FIELD COIL	9	15	10-37892	SCREW, SLIP JOINT TO THROTTLE PLATE (1") . .	25	74
10-34613	SCREW, FLYWHEEL HOUSING TO CYLINDER BLOCK (1 3/4")	51	8	10-37908	SCREW, VOLTAGE REGULATOR TO TRANSOM (1 1/4")	3	9
10-35156	SCREW, EXHAUST ELBOW TO THERMOSTAT CONTAINER (1 1/4")	43	69	10-38028	SCREW, BALL BEARING RETAINER PLATE TO DRIVE END FRAME	13	10
10-35169	SCREW, DISTRIBUTOR TO CYLINDER BLOCK	19	46	10-38326	SCREW, INTAKE MANIFOLD TO EXHAUST MANIFOLD BODY (1 5/8")	41	31
10-35339	SCREW, WATER PUMP TO CYLINDER BLOCK (3/4") .	57	29	10-38327	SCREW, INTAKE MANIFOLD COVER TO EXHAUST MANIFOLD BODY (1") . . .	41	32
10-35366	BOLT, OIL PUMP SCREEN TO MOUNTING BRACKET (1/2")	61	43	10-38507	SCREW, STEP - THROTTLE LEVER TO INTAKE MANIFOLD COVER	33	50
10-35388	SCREW, EXHAUST ELBOW TO EXHAUST MANIFOLD BODY (1")	47	42	10-38535	SCREW, INTAKE MANIFOLD COVER TO EXHAUST MANIFOLD BODY (1 1/2 . .	47	35
10-35388	SCREW, EXHAUST ELBOW TO THERMOSTAT CONTAINER (LOWER) - 1"	43	68	10-38987	SCREW, VENT FITTING TO ROCKER VALVE COVER (4")	59	3
10-35388	SCREW, INTAKE MANIFOLD COVER TO EXHAUST MANIFOLD BODY (1") . . .	47	36	11-20083	NUT, STARTER SOLENOID TERMINAL (5/16")	5	45
10-35388	SCREW, INTAKE MANIFOLD COVER TO EXHAUST MANIFOLD BODY (1") . . .	47	36	11-20087	NUT, EXHAUST MANIFOLD BODY STUD	47	32
10-35388	SCREW, RELIEF VALVE BODY OR WATER INLET COVER TO EXHAUST MAN	39	17	11-20088	NUT, STARTER SOLENOID SCREW	5	54
10-35388	SCREW, THERMOSTAT CONTAINER TO EXHAUST MANIFOLD BODY (1") . . .	43	62	11-20110	NUT, LINK ROD TO CARBURETOR SWIVEL . .	33	49
10-35388	SCREW, WATER OUTLET ELBOW TO EXHAUST MANIFOLD BODY (1") . . .	39	23	11-20110	NUT, SWIVEL JOINT AND SLIP JOINT TO THROTTLE PLATE SCREW	25	68
10-35388	SCREW, WATER OUTLET ELBOW TO EXHAUST MANIFOLD BODY (1") . . .	45	20	11-20110	NUT, THROTTLE LEVER STUD	33	56
10-35390	SCREW, EXHAUST COVER AND BAFFLE PLATE TO EXHAUST MANIFOLD BO	41	53	11-20110	NUT, THROTTLE PLATE TO CARBURETOR SCREW . .	21	26
10-35390	SCREW, INTAKE MANIFOLD COVER TO EXHAUST MANIFOLD BODY (1 3/4 . .	47	35	11-20190	NUT, INSTRUMENT PANEL TO DASH BOARD SCREW	63	17
10-35581	SCREW, INTAKE MANIFOLD COVER TO EXHAUST MANIFOLD BODY (1 5/8 . .	39	31	11-20190	NUT, REMOTE CONTROL CABLE TO THROTTLE LEVER SCREW	23	60
10-35582	SCRW, INTAKE MANIFOLD COVER TO EXHAUST MANIFOLD BODY (1") . . .	41	32	11-20190	NUT, SLIP JOINT TO THROTTLE PLATE SCREW	25	78

PARTS INDEX

Part Number	Description	Pg.	Ref. No.	Part Number	Description	Pg.	Ref. No.
11-20220	NUT, FRONT MOUNTING ADJUSTING STUD (TOP)	51	39	11-25269	NUT, ALTERNATOR SCREW	5	64
11-20586	NUT, FLAME ARRESTOR MOUNTING STUD (TOP)	21	21	11-25269	NUT, CARBURETOR MOUNTING STUD	23	50
11-20586	NUT, FLAME ARRESTOR MOUNTING STUD (TOP)	31	29	11-26419	NUT, DIODE JUNCTION TERMINAL	13	29
11-20586	NUT, REMOTE CONTROL CABLE STUD	41	45	11-26419	NUT, GROUND TERMINAL	15	40
11-20586	NUT, REMOTE CONTROL CABLE STUD	47	47	11-26419	NUT, SOLENOID SWITCH TERMINAL (SMALL)	3	29
11-20586	NUT, THROTTLE CABLE ANCHOR STUD	33	40	11-26419	NUT, WIRING HARNESS CLAMP SCREW	51	16
11-20586	NUT, THROTTLE LEVER STUD	43	74	11-26419	NUT, WIRING HARNESS CLIP SCREW	5	35
11-20586	NUT, THROTTLE LEVER STUD USE WITH DUAL CARBURETOR	45	17	11-26419	NUT, WIRING HARNESS LEAD SCREW	3	21
11-20586	NUT, VENT ELBOW SCREW	59	7	11-26419	NUT, WIRING HARNESS LEAD SCREW	3	27
11-20586	NUT, VENT FITTING SCREW	59	7	11-28517	NUT, SOLENOID SWITCH TERMINAL (LARGE)	3	28
11-20645	NUT, AMMETER GAUGE TERMINAL (#10)	63	30	11-28941	NUT, FLAME ARRESTOR MOUNTING STUD (BOTTOM)	21	18
11-20645	NUT, JUMPER WIRE SCREW	65	40	11-28941	NUT, JAM - FLAME ARRESTOR MOUNTING STUD (BOTTOM)	31	26
11-20645	NUT, OIL PRESSURE GAUGE TERMINAL (#10)	63	5	11-29031	NUT, JAM - FLAME ARRESTOR MOUNTING STUD	21	16
11-20645	NUT, OIL PRESSURE SENDER TERMINAL (10-32)	5	42	11-29250	NUT, CARBURETOR MOUNTING STUD	31	37
11-20645	NUT, RESISTOR TERMINAL STUD (10-32)	11	48	11-29250	NUT, COVER PLATE SCREW	51	5
11-20645	NUT, STARTER SOLENOID TERMINAL (10-32)	5	47	11-30708	NUT, JAM - FRONT MOUNTING ADJUSTING STUD (BOTTOM)	53	44
11-20645	NUT, TACHOMETER LIGHT SOCKET TERMINAL (#10)	63	24	11-30968	NUT, SUPPORT SCREW	9	31
11-20645	NUT, TACHOMETER TERMINAL (#10)	63	20	11-32219	NUT, FLYWHEEL HOUSING SCREW	51	10
11-20645	NUT, TERMINAL BLOCK TO BOAT SCREW	65	59	11-32882	NUT, FRONT MOUNTING ADJUSTING STUD	53	40
11-20645	NUT, WATER TEMPERATURE GAUGE TERMINAL (#10)	63	35	11-33249	NUT, BATTERY TERMINAL STUD (3/8-16)	11	54
11-20645	NUT, WATER TEMPERATURE SENDER TERMINAL (10-32)	5	38	11-33252	NUT, SWITCH TERMINAL STUD (8-32)	11	58
11-20890	NUT, FUEL LINES CLAMP SCREW	31	20	11-33255	NUT, SWITCH TERMINAL STUD (8-32)	11	--
11-21270	NUT, FUSE BLOCK SCREW	65	47	11-33267	NUT, BATTERY AND MOTOR TERMINAL STUD (3/8-16)	11	52
11-21310	NUT	21	11	11-33272	NUT, ROTOR TO DRIVE END FRAME	13	16
11-21310	NUT, COMPRESSION - CHOKE PIPE	31	31	11-33277	NUT, IGNITION COIL TERMINAL	17	38
11-24652	NUT, EXHAUST ELBOW SCREW	43	70	11-33627	NUT, CHOKE TUBE TO CHOKE HOUSING	29	42
11-24883	NUT, EXHAUST MANIFOLD BODY STUD	41	39	11-33631	NUT, FUEL INLET - AIR HORN	35	7
11-25168	NUT, JAM - CARBURETOR THROTTLE PLATE LINK ROD	25	70	11-33631	NUT, FUEL INLET FILTER - AIR HORN	27	7
11-25168	NUT, JAM - THROTTLE LINK ROD	33	44	11-33962	NUT, FLYWHEEL STUD	55	19
				11-34474	NUT, CONNECTING ROD CAP BOLT	55	22

PARTS INDEX

Part Number	Description	Pg.	Ref. No.	Part Number	Description	Pg.	Ref. No.
11-35206	NUT, SEALING - FIELD AND GROUND BRUSH STUD .	15	51	12-20878	WASHER, OIL PRESSURE GAUGE TERMINAL (#10) .	63	4
11-37500	NUT, BEARING CAP STUD - OIL PUMP SCREEN BRACKET	61	42	12-20878	WASHER, TACHOMETER LIGHT SOCKET TERMINAL (#10)	63	23
11-38026	NUT, FIELD AND GROUND BRUSH STUD (LOWER) . .	15	50	12-20878	WASHER, TACHOMETER TERMINAL (#10)	63	19
12-20028	WASHER, CARBURETOR THROTTLE PLATE LINK ROD	25	72	12-20878	WASHER, WATER TEMPURTURE GAUGE TERMINAL (#10)	63	34
12-20028	WASHER, VOLTAGE REGULATOR SCREW . . .	3	10	12-20959	WASHER, FRONT MOUNTING BRACKET ADJUSTING STUD	51	36
12-20128	WASHER, REMOTE CONTROL CABLE TO THROTTLE LEVER SCREW	23	59	12-21631	WASHER, REMOTE CONTROL CABLE STUD .	47	45
12-20128	WASHER, SLIP JOINT TO THROTTLE PLATE SCREW	25	77	12-21631	WASHER, REMOTE CONTROL STUD	41	44
12-20128	WASHER, SWIVEL JOINT AND SLIP JOINT TO THROTTLE PLATE SCREW	23	64	12-21631	WASHER, THROTTLE LEVER STUD	43	73
12-20128	WASHER, SWIVEL JOINT TO THROTTLE LEVER SCREW	23	55	12-21631	WASHER, THROTTLE LEVER STUD USE WITH DUAL CARBURETOR ONLY	45	15
12-20128	WASHER, THROTTLE PLATE TO CARBURETOR SCREW	21	25	12-22248	WASHER, BRACKET AND SPACER BLOCK SCREW	51	29
12-20192	WASHER, ALTERNATOR GROUND TERMINAL	7	76	12-22887	WASHER, VOLTAGE REGULATOR MOUNT SCREW	3	6
12-20192	WASHER, CONDENSER TERMINAL SCREW	13	32	12-22937	WASHER, FLAME ARRESTOR MOUNTING STUD	21	20
12-20192	WASHER, GROUND TERMINAL	15	38	12-22937	WASHER, FLAME ARRESTOR MOUNTING STUD	31	28
12-20553	WASHER, ALTERNATOR BRACE SCREW	5	59	12-24662	WASHER, FUEL LINES CLAMP SCREW	31	19
12-20553	WASHER, ALTERNATOR MOUNTING BRACKET SCREW	5	68	12-24664	WASHER, THROTTLE CABLE ANCHOR STUD	33	39
12-20553	WASHER, ALTERNATOR MOUNTING BRACKET SCREW	7	75	12-24675	WASHER, FRONT MOUNTING BRACKET SCREW	51	32
12-20553	WASHER, EXHAUST MANIFOLD BODY STUD AND SCREW	41	37	12-25866	WASHER, THROTTLE LEVER STUD (21/64"O .D)	33	53
12-20553	WASHER, EXHAUST MANIFOLD BODY STUD AND SCREW	47	31	12-26014	WASHER, THROTTLE PLATE TO CARBURETOR SCREW	21	24
12-20553	WASHER, IGNITION COIL SCREW	19	40	12-26168	WASHER, ALTERNATOR BRACE SCREW	5	61
12-20553	WASHER, LIFTING EYE SCREW	51	20	12-26825	WASHER, ALTERNATOR MOUNTING BRACKETS SCREW	7	72
12-20553	WASHER, THROTTLE STEP SCREW (13/32" O.D)	33	52	12-29245	WASHER, ROCKER VALVE COVER SCREW	59	10
12-20670	WASHER, BRUSH HOLDER SCREW	15	57	12-30164	WASHER, LINK ROD TO CARBURETOR SWIVEL . .	33	48
12-20878	WASHER, AMMETER GAUGE TERMINAL (#10) .	63	29	12-30164	WASHER, THROTTLE LEVER STUD (3/8 "O.D)	33	55
				12-32638	WASHER, FRONT MOUNTING BRACKET ADJUSTING STUD	51	35

PARTS INDEX

Part Number	Description	Pg.	Ref. No.	Part Number	Description	Pg.	Ref. No.
12-33110	WASHER, FIBER - AMMETER GAUGE TERMINAL	63	28	13-26995	LOCKWASHER, GROUND TERMINAL	15	39
12-33110	WASHER, FIBER - INSTRUMENT PANEL TO DASH BOARD SCREW . .	63	15	13-26995	LOCKWASHER, WIRING HARNESS CLIP SCREW .	5	33
12-33110	WASHER, FIBER - OIL PRESSURE GAUGE TERMINAL	63	3	13-26995	LOCKWASHER, WIRING HARNESS LEAD SCREW .	3	20
12-33110	WASHER, FIBER - WATER TEMPERATURE GAUGE TERMINAL	63	33	13-26995	LOCKWASHERM WIRING HARNESS CLAMP SCREW	51	14
12-33258	WASHER, LEATHER - COMMUTATOR END FRAME	9	18	13-26996	LOCKWASHER, OIL PRESSURE SENDER TERMINAL (#10)	5	41
12-33279	WASHER, PLASTIC - COVER SCREW	11	61	13-26996	LOCKWASHER, STARTER SOLENOID TERMINAL (#10)	5	46
12-33279	WASHER, PLASTIC - SWITCH TERMINAL STUD (#8)	11	57	13-26996	LOCKWASHER, SUPPORT SCREW	9	30
12-33289	WASHER, BATTERY AND MOTOR TERMINAL STUD (3/8)	11	51	13-26996	LOCKWASHER, WATER TEMPERATURE SENDER TERMINAL (#10)	5	37
12-33328	WASHER, INSULATING - CONDENSER TERMINAL SCREW	15	34	13-32993	LOCKWASHER, BRACKET AND SPACER BLOCK SCREW	51	28
12-35199	WASHER, GROUND BRUSH STUD	15	52	13-33027	LOCKWASHER, AIR HORN SCREW	35	6
12-35873	WASHER, COPPER - VENT ELBOW SCEW	59	4	13-33028	LOCKWASHER, THROTTLE BODY SCREW	37	45
12-35935	WASHER, FLYWHEEL STUD	55	18	13-33029	LOCKWASHER, VENTURI CLUSTER SCREW (OUTER)	35	20
12-35950	WASHER, THROTTLE LEVER STEP SCREW (7/16" O.D)	33	51	13-33065	LOCKWASHER, FRONT MOUNTING BRACKET ADJUSTING STUD	53	43
12-36103	WASHER, FRONT MOUNTING BRACKET ADJUSTING STUD	51	34	13-33251	LOCKWASHER, FIELD COIL LEAD SCREW	11	63
12-36104	WASHER, RUBBER - FRONT MOUNTING BRACKET ADJUSTING STUD	51	38	13-33253	LOCKWASHER, RESISTOR TERMINAL STUD (#10) . .	11	47
12-36275	WASHER, ROTOR	17	19	13-33254	LOCKWASHER, BATTERY TERMINAL STUD (3/8) . . .	11	53
12-38024	WASHER, BRUSH HOLDER SCREW	15	57	13-33268	LOCKWASHER, SWITCH TERMINAL STUD (#8) . . .	11	59
12-38027	WASHER, CONDENSER TERMINAL SCREW	15	32	13-33276	LOCKWASHER, SWITCH TERMINAL STUD (#8) . . .	11	--
13-26992	LOCKWASHER, INTAKE MANIFOLD COVER SCREW	41	33	13-33309	WASHER, WAVE - ROTOR NUT	13	15
13-26992	LOCKWASHER, STARTER SOLENOID SCREW	5	53	13-34383	LOCKWASHER, CONDENSER TERMINAL SCREW	13	31
13-26993	LOCKWASHER, ALTERNATOR MOUNTING BRACKETS SCREW	7	71	13-34383	LOCKWASHER, DIODE JUNCTION TERMINAL . . .	13	28
13-26993	LOCKWASHER, MOUNTING BRACKET SCREW -	5	51	13-35198	LOCKWASHER, FIELD AND GROUND BRUSH STUD (LOWER)	15	49
13-26993	LOCKWASHER, STARTER SOLENOID TERMINAL (5/16")	5	44	13-35207	WASHER, WAVE - FIELD AND GROUND BRUSH STUD (LOWER)	15	48
13-26994	LOCKWASHER, FUSE BLOCK SCREW	65	46	13-35208	WASHER, WAVE - FIELD AND GROUND BRUSH STUD (UPPER)	15	53

PARTS INDEX

Part Number	Description	Pg.	Ref. No.	Part Number	Description	Pg.	Ref. No.
13-37459	LOCKWASHER, ALTERNATOR BRACE SCREW	5	58	16-34612	STUD, EXHAUST MANIFOLD BODY TO CYLINDER HEAD (1 1/2")	41	35
13-37459	LOCKWASHER, ALTERNATOR MOUNTING BRACKET SCREW	5	67	16-34612	STUD, EXHAUST MANIFOLD BODY TO CYLINDER HEAD (1 1/2")	45	28
13-37459	LOCKWASHER, ALTERNATOR MOUNTING BRACKET SCREW	7	74	16-35202	STUD, FIELD AND GROUND BRUSH - BRUSH HOLDER	15	46
13-37459	LOCKWASHER, EXHAUST MANIFOLD BODY STUD AND SCREW	41	38	16-35897	STUD, REMOTE CONTROL CABLE TO EXHAUST ELBOW	47	44
13-37459	LOCKWASHER, EXHAUST MANIFOLD BODY STUD AND SCREW	47	30	16-35897	TITLE LEVER TO EXHAUST MANIFOLD BODY USE WITH DUAL CARBURETOR	45	14
13-37459	LOCKWASHER, FLYWHEEL HOUSING SCREW	51	9	16-36100	STUD, ADJUSTING - FRONT MOUNTING BRACKRT	51	33
13-37459	LOCKWASHER, FRONT MOUNTING BRACKET SCREW	51	31	16-38525	STUD, ANCHOR - THROTTLE CABLE TO INTAKE MANIFOLD COVER	31	38
13-39107	LOCKWASHER, PULLEY AND HUB SCREW	57	33	16-39729	STUD, OIL PUMP SCREEN SUPPORT TO BEARING CAP (3 3/4")	61	41
15-34533	SHIM UNIT, BEARING CAP - FRONT AND INTERMEDIATE	55	--	17-33037	PIN, HINGE - FLOAT TO AIR HORN	35	10
15-34534	SHIM UNIT, BEARING CAP - REAR	55	--	17-33037	PIN, HINGE - FLOAT TO AIR BORN	27	24
16-20500	STUD, FLAME ARRESTOR MOUNTING - CARBURETOR	31	25	17-33049	PIN, CHOKE PISTON TO CHOKE PISTON LEVER	29	54
16-20550	STUD, CARBURETOR MOUNTING - INTAKE MANIFOLD COVER	23	49	17-33049	PIN, CHOKE PISTON TO CHOKE PISTON LEVER	37	59
16-32808	STUD, FILWHEEL TO ENGINE COUPLING (2 1/16")	55	16	17-33256	PIN, PLUNGER TO SHIFT LEVER	9	38
16-33102	STUD, FLAME ARRESTOR MOUNTING - CARBURETOR	21	17	17-33257	PIN, DOWEL - FIELD FRAME TO DRIVE END HOUSING	9	33
16-33111	STUD, CARBURETOR TO INTAKE MANIFOLD COVER (1 9/16")	31	36	17-33280	PIN, GROUND AND INSULATED HOLDER TO SUPPORT	9	27
16-33262	STUD, SWITCH TERMINAL (8-32)	11	55	17-33649	PIN, DRIVE GEAR TO MAIN SHAFT	17	5
16-33288	STUD, BATTERY TERMINAL (3/8-16)	11	50	18-26953	COTTER PIN, CARBURETOR THROTTLE PLATE LINK ROD	25	71
16-33299	STUD, MOTOR TERMINAL (3/8-16)	11	49	19-32862	BUTTON, PLUG - INSTRUMENT PANEL (SMALL)	63	12
16-33304	STUD, RESISTOR TERMINAL (10-32)	11	45	19-32863	BUTTON, PLUG - INSTRUMENT PANEL (LARGE)	63	11
16-33526	STUD, REMOTE CONTROL CABLE TO EXHAUST ELBOW	41	42	19-33041	WELCH PLUG, CHOKE HOUSING	29	50
16-33526	STUD, THROTTLE LEVER TO EXHAUST MANIFOLD BODY	43	71	19-33041	WELCH PLUG, CHOKE HOUSING	37	61
16-34521	STUD, VALVE ROCKER ARM (.013 O.S.)	59	23	19-34270	PLUG, EXPANSION - CYLINDER BLOCK (1 5/8" DIA.)	55	2
16-34522	STUD, VALVE ROCKER ARM (.003 O.S.)	59	23	19-34271	PLUG, EXPANSION - CYLINDER BLOCK (2" DIA.)	55	2

PARTS INDEX

Part Number	Description	Pg.	Ref. No.	Part Number	Description	Pg.	Ref. No.
19-34272	PLUG, EXPANSION - CYLINDER HEAD (15/16"DIA.)	59	24	22-32974	ADAPTOR, OIL PRESSURE SENDER TO CYLINDER BLOCK	5	39
19-34487	PLUG, PIPE - CYLINDER BLOCK (3/8")	55	4	22-33060	NIPPLE, BLEED HOSE TO EXHAUST MANIFOLD BODY	47	54
19-34488	PLUG, EXPANSION - CAMSHAFT BEARING HOLE	55	3	22-33060	NIPPLE, BLEED HOSE TO THERMOSTAT CONTAINER	43	75
22-21373	CONNECTOR, CHOKE PIPE TO INTAKE MANIFOLD COVER	31	34	22-33060	NIPPLE, BLEED HOSE TO WATER OUTLET ELBOW	45	7
22-21373	CONNECTOR, INTAKE MANIFOLD COVER TO CHOKE PIPE	21	14	22-33060	NIPPLE, VENT HOSE TO CARBURETOR	31	22
22-23125	ELBOW, FUEL FILTER TO FUEL LINE	23	43	22-33198	PLUG, EXHAUST ELBOW	47	55
22-23125	ELBOW, FUEL PUMP TO FUEL LINE	31	13	22-33198	PLUG, EXHAUST ELBOW	49	68
22-28624	TEE, FITTING - FUEL FILTER	31	10	22-33740	TEE, FUEL FILTER TO FUEL LINES	23	36
22-30174	ELBOW, BLEED TUBE TO EXHAUST MANIFOLD BODY	49	62	22-35224	RESTRICTOR, FUEL FILTER TEE	31	12
22-30174	ELBOW, BLEED TUBE TO THERMOSTAT CONTAINER	43	81	22-35471	TEE, FUEL LINES TO CARBURETOR	31	15
22-30175	SLEEVE, COMPRESSION - BLEED TUBE ELBOW	43	83	22-35863A1	ELBOW ASSEMBLY, VENT - ROCKER VALVE COVER	59	2
22-30175	SLEEVE, COMPRESSION - BLEED TUBE ELBOW	49	64	22-36106	TEE, EXHAUST ELBOW	47	48
22-30175	SLEEVE, FUEL LINE NUT TO TEE	21	9	22-36373	PLUG, EXHAUST ELBOW (UNDER BEND)	47	43
22-30175	SLEEVE, FUEL LINE TO TEE NUT	23	39	22-36382	PLUG, PIPE - EXHAUST MANIFOLD BODY (1/4 - 18)	45	27
22-30177	NUT, COMPRESSION - BLEED TUBE ELBOW	43	82	22-36382	PLUG, PIPE - INTAKE MANIFOLD COVER	41	34
22-30177	NUT, COMPRESSION - BLEED TUBE ELBOW	49	63	22-36382	PLUG, PIPE - INTAKE MANIFOLD COVER	47	37
22-30177	NUT, FUEL LINE TEE	23	38	22-36382	PLUG, WATER DRAIN - CYLINDER BLOCK	55	5
22-30177	NUT, FUEL LINE TO TEE	21	8	22-37372	PLUG, PIPE - EXHAUST ELBOW (1/2 -14)	49	69
22-32715	ELBOW, WATER INLET HOSE - EXHAUST MANIFOLD BODY	41	46	22-37372	PLUG, PIPE - EXHAUST MANIFOLD BODY (1/2 - 14)	45	9
22-32802	PLUG, PIPE - EXHAUST MANIFOLD BODY (1/8 - 27)	45	13	22-38060	CAP, WATER INLET COVER	39	15
22-32802	PLUG, PIPE - EXHAUST MANIFOLD COVER	41	54	22-38062	FITTING, EXHAUST ELBOW	49	70
22-32803	PLUG, PIPE - EXHAUST ELBOW	43	67	22-39668	ELBOW, DRAIN HOSE - EXHAUST ELBOW	43	60
22-32803	PLUG, PIPE - EXHAUST ELBOW TEE (3/8 - 18)	47	49	23-21309	SLEEVE,	21	12
22-32804	PLUG, PIPE - WATER OUTLET ELBOW	39	5	23-21309	SLEEVE, COMPRESSION - CHOKE PIPE	31	32
22-32804	PLUG, PIPE - WATER OUTLET ELBOW	45	6	23-28626	SPACER, VOLTAGE REGULATOR MOUNT	3	7
22-32820	CONNECTOR, VENT ELBOW TO VENT HOSE	59	8	23-31866	SPACER, REMOTE CONTROL CABLE AND STUD	41	43
22-32876	NIPPLE, FUEL FILTER TO CARBURETOR	21	30	23-31866	SPACER, REMOTE CONTROL CABLE STUD	47	46
				23-32727	SPACER, ALTERNATOR SCREW	5	63
				23-32796	BUSHING, THROTTLE LEVER STUD	43	72

PARTS INDEX

Part Number	Description	Pg.	Ref. No.	Part Number	Description	Pg.	Ref. No.
23-32818	BUSHING, REMOTE CONTROL CABLE TO THROTTLE SCREW	23	58	23-35903	SPACER, FLYWHEEL HOUSING MOUNT	51	2
23-32914	SLEEVE, INSTRUMENT PANEL JUMPER WIRE . . .	65	41	23-35903	SPACER, FRONT MOUNTING BRACKET . . .	51	24
23-33060	NIPPLE, BLEED HOSE TO WATER ELBOW	39	7	23-36101	SPACER, FRONT MOUNTING BRACKET ADJUSTING STUD	51	37
23-33064	SLEVE, FRONT MOUNTING BRACKET ADJUSTING STUD	53	42	24-20099	SPRING, CARBURETOR THROTTLE PLATE LINK ROD	25	73
23-33109	BUSHING, SLIP JOINT TO THROTTLE PLATE SCREW	25	75	24-33050	SPRING, IDLE ADJUSTING NEEDLE	37	40
23-33109	BUSHING, SWIVEL JOINT AND SLIP JOINT TO THROTTLE PLATE SCREW	23	65	24-33265	SPRING, CONTACT AND PUSH ROD TENSION . . .	11	43
23-33109	BUSHING, SWIVEL JOINT TO THROTTLE LEVER SCREW	23	54	24-33285	SPRING, FIELD FRAME BRUSH	9	32
23-33278	BUSHING, DRIVE END HOUSING	9	2	24-33298	SPRING, PLUNGER RETURN - SOLENOID SWITCH . . .	9	39
23-33369	BUSHING, GEAR END - CLUTCH DRIVE	9	7	24-33306	SPRING, SHIFT LEVER TENSION - ARMATURE . .	9	11
23-34454	BEARING SET (4 PAIR), CONNECTING ROD (STANDARD)	55	23	24-33368	SPRING, CLUTCH DRIVE . .	9	8
23-34457	BEARING SET (4 PAIR), CAMSHAFT	55	9	24-33453	SPRING, THROTTLE RETURN - FRONT CARBURETOR (2 3/4") . . .	21	27
23-34463	BEARING SET (5 PAIR), CRANKSHAFT MAIN (STANDARD)	55	10	24-33618	SPRING, POWER PISTON . .	27	22
23-34469	BEARING, CAMSHAFT THRUST	57	35	24-33624	SPRING, FUEL INLET FILTER NUT - AIR HORN .	27	3
23-34475	BEARING (PAIR), CONNECTING ROD (.001 U.S.)	55	23	24-33769	SPRING, BREAKER CAM ADVANCE WEIGHT	17	8
23-34476	BEARING (PAIR), CONNECTING ROD (.002 U.S.)	55	23	24-35087A1	SPRING ASSEMBLY, RELIEF VALVE BODY	39	9
23-34477	BEARING (PAIR), CONNECTING ROD (.010 U.S.)	55	23	24-35087A1	SPRING ASSEMBLY, RELIEF VALVE BODY	47	57
23-34478	BEARING (PAIR), CONNECTING ROD (.020 U.S.)	57	23	24-35214	SPRING, VALVE	59	18
23-34494	BEARING SET (5 PAIR), CRANKSHAFT MAIN (.001 U.S.)	55	10	24-35874	SPRING, THROTTLE RETURN - REAR CARBURETOR (4 3/4") . . .	21	27
23-34495	BEARING SET (5 PAIR), CRANKSHAFT MAIN (.002 U.S.)	55	10	24-35875	SPRING, THROTTLE RETURN	33	54
23-34496	BEARING SET (5 PAIR), CRANKSHAFT MAIN (.010 U.S.)	55	10	24-35875	SPRING, THROTTLE RETURN REAR CARBURETOR (6 1/4")(. .	21	27
23-34497	BEARING SET (5 PAIR), CRANKSHAFT MAIN (.020 U.S.)	55	10	24-36445	SPRING, IDLE ADJUSTING NEEDLE	29	34
23-35168	BEARING, DISTRIBUTOR PILOT SHAFT	55	6	25-25429	"O" RING, CRANKCASE AND PUSH ROD COVER SCREW	61	36
				25-28627	GROMMET, VOLTAGE REGULATOR MOUNT . . .	3	8
				25-33302	GROMMET, FIELD COIL - FIELD FRAME	9	16
				25-33312	SLINGER, GREASE - DRIVE END FRAME	13	6
				25-33666	GROMMET, MOUNTING PLATE - PRIMARY WIRE .	17	16
				26-33339	SEAL, SLIP RING END FRAME ROLLER BEARING - INNER	13	21

PARTS INDEX

Part Number	Description	Pg.	Ref. No.	Part Number	Description	Pg.	Ref. No.
26-34217	SEAL, VALVE SPRING CAP . . .	59	16	27-34042	GASKET, ROCKER COVWER TO CYLINDER HEAD	67	15
26-34217	SEAL, VALVE STEM	67	12	27-34042	GASKET, ROCKER VALVE COVER	59	13
26-34218	OILSEAL, CRANKCASE COVER	61	50	27-34067	GASKET, INTAKE MANIFOLD COVER	39	30
26-34462	OIL SEAL UNIT, CRANKSHAFT REAR BEARING	55	14	27-34207	GASKET SET, OIL PAN	61	44
27-32019	GASKET, RELIEF VALVE BODY CAP	39	11	27-34207	GASKET SET, OIL PAN TO CYLINDER BLOCK	67	18
27-32019	GASKET, RELIEF VALVE BODY CAP	49	59	27-34209	GASKET, CRANKCASE AND PUSH ROD COVER	61	34
27-32910	GASKET, CARBURETOR . . .	31	35	27-34209	GASKET, CRANKCASE AND PUSH ROD COVER TO CYLINDER BLOCK	67	17
27-32910	GASKET, CARBURETOR FLANGE (INCLUDED WITH)	37	43	27-34213	GASKET, FUEL PUMP	31	2
27-32910	GASKET, CARBURETOR MOUNTING (SINGLE CARBURETOR)	67	9	27-34213	GASKET, FUEL PUMP MOUNTING	21	2
27-33121	GASKET, EXHAUST MANIFOLD BODY TO CYLINDER HEAD	39	28	27-34213A1	GASKET, FUEL PUMP TO CYLINDER BLOCK	67	20
27-33121	GASKET, EXHAUST MANIFOLD BODY TO CYLINDER HEAD	47	38	27-34216	GASKET SET, MISCELLANEOUS	67	--
27-33121	GASKET, MANIFOLD BODY TO CYLINDER BLOCK . . .	67	1	27-34216	GASKET, CRANKCASE COVER	61	52
27-33121	GASKET, MANIFOLD BODY TO CYLINDER BLOCK . . .	67	16	27-34216	GASKET, CRANKCASE FRONT COVER TO CYLINDER BLOCK	67	22
27-33273	GASKET, BALL BEARING RETAINER PLATE	13	8	27-34274	GASKET, CYLINDER HEAD . .	59	26
27-33347	GASKET, BRUSH HOLDER . .	15	44	27-34274	GASKET, CYLINDER HEAD TO CYLINDER BLOCK . . .	67	14
27-33460	GASKET, CARBURETOR FLANGE	29	48	27-34460	GASKET, OIL PUMP COVER . .	61	--
27-33460	GASKET, CARBURETOR MOUNTING (DUAL CARBURETOR)	67	8	27-34486	GASKET, DISTRIBUTOR	17	24
27-33460	GASKET, CARBURETOR TO INTAKE MANIFOLD COVER	21	29	27-34486	GASKET, DISTRIBUTOR TO CYLINDER BLOCK	67	19
27-33680	GASKET, WATER OUTLET ELBOW	39	4	27-34502	GASKET, OIL PAN DRAIN SCREW	61	48
27-33680	GASKET, WATER OUTLET ELBOW	45	4	27-34606	GASKET SET (CYLINDER HEAD) SEE G14 FOR BREAKDOWN	61	--
27-33680	GASKET, WATER OUTLET HOUSING TO CYLINDER HEAD	67	11	27-34606	GASKET SET, CYLINDER HEAD	67	--
27-33745	GASKET ,FUEL FILTER BOWL	23	35	27-35144	GASKET, RELIEF VALVE BODY OR WATER INLET COVER	39	16
27-33745	GASKET, FUEL FILTER BOWL	31	9	27-35144	GASKET, RELIEF VALVE BODY TO MANIFOLD BODY	67	7
27-33746	GASKET, FUEL FILTER ELEMENT	23	34	27-35146	GASKET, THERMOSTAT CONTAINER	43	61
27-33746	GASKET, FUEL FILTER ELEMENT	31	8	27-35146	GASKET, THERMOSTAT CONTAINER TO MANIFOLD BODY	67	10
27-33918	GASKET, WATER OUTLET HOUSING TO DISTRIBUTION BLOCK . .	67	13	27-35147	GASKET, EXHAUST ELBOW . .	43	65
27-33956	GASKET, WATER PUMP . . .	57	27	27-35147	GASKET, EXHAUST ELBOW TO THERMOSTAT CONTAINER	67	5
27-33956	GASKET, WATER PUMP TO CYLINDER BLOCK	67	21	27-35150	GASKET, EXHAUST MANIFOLD ELBOW	39	22
				27-35150	GASKET, WATER OUTLET ELBOW TO MANIFOLD BODY	67	6

PARTS INDEX

Part Number	Description	Pg.	Ref. No.	Part Number	Description	Pg.	Ref. No.
27-35152	GASKET, BAFFLE PLATE TO EXHAUST MANIFOLD BODY	41	49	32-30466	FUEL LINE, FUEL TANK TO FUEL PUMP	21	4
27-35152	GASKET, BAFFLE PLATE TO MANIFOLD BODY	67	3	32-33097A1	PIPE ASSEMBLY,	21	10
27-35154	GASKET, EXHAUST MANIFOLD COVER TO BAFFLE PLATE	41	51	32-33098	FUEL LINE, FUEL FILTER TO FUEL FILTER (14 1/2") . . .	23	37
27-35154	GASKET, EXHAUST MANIFOLD COVER TO BAFFLE PLATE	67	2	32-33099	FUEL LINE, FUEL PUMP TO FUEL FILTER (24")	21	5
27-35441A1	GASKET SET (EXHAUST MANIFOLD) - ALUMINUM MANIFOLD	61	--	32-33116	HOSE, DRAIN - RELIEF VALVE BODY OR WATER INLET COVER TO EXHA . . .	41	58
27-35441A1	GASKET SET, EXHAUST MANIFOLD (ALUMINUM MANIFOLD)	67	-	32-33117	HOSE, WATER INLET - EXHAUST MANIFOLD BODY ELBOW TO DRIVE UNI	41	47
27-35859	GASKET, VENT ELBOW . . .	59	5	32-33458	HOSE, VENT - CARBURETOR TO ROCKER COVER CONNECTOR	31	23
27-35859	GASKET, VENT FITTING . . .	59	4	32-33458	HOSE, VENT - FRONT CARBURETOR TO VENT ELBOW (12 5/8")	23	47
27-35894	GASKET, EXHAUST ELBOW TO MANIFOLD BODY	67	5A	32-33484	HOSE, WATER OUTLET ELBOW TO WATER PUMP	39	24
27-35894	GASKET, EXHAUST ELBOW TO MANIFOLD BODY	45	19	32-33484	HOSE, WATER OUTLET ELBOW TO WATER PUMP	45	22
27-35895	GASKET, WATER OUTLET ELBOW	67	6A	32-33485	HHOSE, WATER OUTLET ELBOW TO EXHAUST MANIFOLD	45	2
27-35895	GASKET, WATER OUTLET ELBOW TO MANIFOLD BODY	47	34	32-33485	HOSE, WATER OUTLET ELBOW TO FELIEF VALVE BODY	39	2
27-36114	GASKET, INTAKE MANIFOLD COVER	39	14	32-33633	CHOKE TUBE ASSEMBLY, THROTTLE BODY	29	41
27-38061	GASKET, WATER INLET COVER CAP	59	26	32-34395	HOSE, BLEED - WATER OUTLET ELBOW TO EXHAUST MANIFOLD (28 1/4	47	52
27-39164	GASKET, CYLINDER HEAD . . .	47	34	32-34395	HOSE, BLEED - WATER OUTLET ELBOW TO THERMOSTAT CONTAINER (28	43	76
27-39255	GASKET, INTAKE MANIFOLD COVER	67	4	32-34535	NOZZLE, OIL - TIMING GEAR	57	34
27-39255	GASKET, INTAKE MANIFOLD COVER TO MANIFOLD BODY	61	--	32-36107	HOSE, WATER INLET - EXHAUST ELBOW TEE (10 1/2")	47	50
27-39255A1	GASKET SET (EXHAUST MANIFOLD) - CAST IRON MANIFOLD	67	4	32-36109	HOSE, EXHAUST ELBOW TEE TO RELIEF VALVE BODY	49	61
27-39255A1	GASKET SET, EXHAUST MANIFOLD (CAST IRON MANIFOLD)	41	30	32-36119	HOSE, VENT - REAR CARBURETOR TO VENT ELBOW (10")	23	46
27-39256	GASKET, INTAKE MANIFOLD COVER	59	14	32-36573	TUBE, OIL LEVER GAUGE	61	32
27-39256	GASKET, INTAKE MANIFOLD COVER TO MANIFOLD BODY	13	2	32-38063	TUBE, BLEED- BLEED HOSE TO THERMOSTAT COVER	43	80
28-34466	KEY, PULLEY AND GEAR LOCATING	13	7	32-38064	TUBE, BLEED - BLEED HOSE TO EXHAUST MANIFOLD BODY	49	65
28-34514	KEY, VALVE STEM (2 PER VALVE)	13	20	32-38065	HOSE, EXHAUST ELBOW TEE TO EXHAUST ELBOW FITTING	49	71
28-38030	KEY, DRIVE - PULLEY AND FAN (ROTOR)	31	11				
30-20802	BEARING, BALL - DRIVE END FRAME						
31-33355	BEARING, ROLLER - SLIP RING END FRAME						
32-30466	FUEL LINE, FUEL TANK TO FUEL FILTER						

PARTS INDEX

Part Number	Description	Pg.	Ref. No.	Part Number	Description	Pg.	Ref. No.
32-38066	HOSE, WATER OUTLET ELBOW TO EXHAUST MANIFOLD	45	2A	54-20386	CLAMP, BLEED HOSE FASTENING	43	77
32-38066	HOSE, WATER OUTLET ELBOW TO WATER INLET COVER	39	2A	54-20386	CLAMP, BLEED HOSE FASTENING	43	79
32-38272	HOSE, BLEED - DLEED TUBE TO WATER OUTLET ELBOW (2")	43	78	54-22627	CLAMP, WIRING HARNESS TO EXHAUST MANIFOLD BODY (1/2)	45	10
32-38272	HOSE, BLEED TUBE TO WATER OUTLET ELBOW (2")	49	66	54-22627	CLAMP, WIRING HARNESS TO FLYWHEEL HOUSING (1/2")	51	12
32-38952	TUBE, OIL LEVER GAUGE . .	61	32	54-22627	CLIP, FUEL FILTER FUEL LINE	23	40
32-38984	COVERING, CHOKE PIPE . .	31	33	54-22627	CLIP, FUEL LINE TO COIL BRACKET	21	6
32-38985A1	PIPE ASSEMBLY, CHOKE - CARBURETORS TO INTAKE MANIFOLD COVER	31	30	54-22627	CLIP, WIRING HARNESS TO BOAT	3	11
32-38988	FUEL LINE, FUEL PUMP TO CARBURETOR (32 1/4") . .	31	14	54-22627	CLIP, WIRING HARNESS TO COIL BRACKET	19	41
32-38989	FUEL LINE, RETURN - CARBURETOR TO FUEL FILTER TEE (38 3/4")	31	16	54-24871	CLAMP, WIRING HARNESS TO BOAT	65	53
33-37405	SPARK PLUG (AC#C-44N) . .	17	30	54-24871	CLAMP, WIRING HARNESS TO FLYWHEEL HOUSING	51	12
35-33602	SCREEN, FLAME ARRESTOR - BRUSH HOLDER	15	43	54-24871	CLAMP, WIRING HARNESS TO MOUNTING BRACKET	65	49
35-33744	ELEMENT, FUEL FILTER . . .	23	33	54-26550	CLAMP, WIRING HARNESS TO STARTER MOTOR (5/16")	3	31
35-33744	ELEMENT, FUEL FILTER . . .	31	7	54-28700	CLAMP, FUEL LINES TO CYLINDER BLOCK	31	17
35-35382A1	FUEL FILTER ASSEMBLY . .	31	5	54-28938	CLAMP, WIRING HARNESS TO EXHAUST MANIFOLD BODY (5/8")	41	55
35-35382A1	FUEL FILTER ASSEMBLY, CABURETOR	21	31	54-32779	CLAMP, DRAIN HOSE FASTENING	41	59
37-32851	DECAL, INSTRUMENT PANEL	63	13	54-32779	CLAMP, HOSE TO EXHAUST ELBOW TE AND FITTING	49	72
37-32852	DECAL, ROCKER VALVE COVER	59	11	54-32779	CLAMP, HOSE TO EXHAUST ELBOW TEE AND RELIEF VALVE BODY	49	--
37-36348	DECAL, ROCKER VALVE COVER - "150 H.P."	59	--	54-32780	CLAMP, WATER INLET HOSE FASTENING	41	48
38-31042	SERIAL PLATE	51	21	54-32780	CLAMP, HOSE TO WATER OUTLET ELBOW AND EXHAUST MANIFOLD . . .	45	3
38-37338	INSERT, IGNITION SWITCH BEZEL LATER STYLE	63	10	54-32780	CLAMP, WATER OUTLET ELBOW HOSE FASTENING	39	3
39-34479	RING, PISTON - 4 SETS (STANDARD)	55	8	54-32781	CLAMP, HOSE TO WATER OUTLET AND WATER PUMP	39	25
39-34556	RING, PISTON - 4 SETS (.020 O.S.)	55	8	54-32781	CLAMP, HOSE TO WATER OUTLET ELBOW AND WATER PUMP	45	23
43-33664	GEAR, DRIVE - MAIN SHAFT	17	3	54-33036	RETAINER, STAT COVER AND COIL SCREW	29	59
43-34459	GEAR, TIMING - CAMSHAFT (ALUMINUM)	57	36				
43-34465	GEAR, CRANKSHAFT	57	41				
43-39165	GEAR, TIMING - CAMSHAFT (ALUMINUM)	57	36				
50-32703	STARTER MOTOR ASSEMBLY (F2 FOR BREAKDOWN)	3	14				
50-32703	STARTER MOTOR ASSEMBLY, COMPLETE . .	9	-				
53-33290	RING, RETAINING - PINION STOP COLLAR	9	4				

PARTS INDEX

Part Number	Description	Pg.	Ref. No.	Part Number	Description	Pg.	Ref. No.
54-33271	CLAMP, LOCK - IGNITION COIL TERMINAL	17	37	1338-2608	CARBURETOR ASSEMBLY, COMPLETE (BC)	27	-
54-33307	CLIP, SWITCH TERMINAL STUD	11	56	1338-2608	CARBURETOR ASSEMBLY, FRONT (BC)(SEE F10 FOR BREAKDOWN)	21	15
54-33329	CLIP, TERMINAL - STATOR LEADS	13	4	1338-2609	CARBURETOR ASSEMBLY, COMPLETE (B)	27	-
54-33361	CLAMP, HIGH TENSION LEADS	19	47	1338-2609	CARBURETOR ASSEMBLY, REAR (B) (SEE F10 FOR BREAKDOWN)	23	44
54-33461	CLAMP, DRAIN HOSE TO EXHAUST MANIFOLD BODY	41	40	1338-2633	CARBURETOR ASSEMBLY (SEE F10 FOR BREAKDOWN)	31	21
54-34550	CLIP, FUEL FEED PIPE	57	--	1338-2633	CARBURETOR ASSEMBLY, COMPLETE	35	-
54-34764	EYE, LIFTING - CYLINDER BLOCK	51	18	1397-2047	VALVE, CHOKE - CHOKE SHAFT	37	51
54-34764	EYE, LIFTING - FLYWHEEL HOUSING SCREW	51	6	1397-2048	LEVER, PUMP - AIR HORN .	35	28
54-35830	CLAMP, VENT HOSE CLAMPING	31	24	1397-2050	PLUG AIR HORN	27	2
54-35830	CLAMP, VENT HOSE TO VENT ELBOW	23	48	1397-2050	PLUG, BALL - CHOKE HOUSING	37	60
54-35861	CLIP, VENT ELBOW SCREW	59	6	1397-2051	ROD, PUMP	35	31
54-35861	CLIP, VENT FITTING SCREW	59	5	1397-2052	ROD, CHOKE	37	48
54-38426	CLAMP, WATER INLET HOSE FASTENING	47	51	1397-2056	CHOKE LEVER AND COLLAR ASSEMBLY, CHOKE SHAFT	37	49
54-38426	CLAMP, WATER PUMP COVER TO WATER PUMP	39	27	1397-2057	PLATE, BAFFLE - CHOKE HOUSING	37	62
54-38426	CLAMP, WATER PUMP COVER TO WATER PUMP	45	25	1397-2059	CHOKE PISTON, CHOKE HOUSING	29	53
54-39108	CLIP, IDLE STOP SCREW . .	37	42	1397-2059	CHOKE PISTON, CHOKE HOUSING	37	58
111-38026	NUT, FIELD AND GROUND BRUSH STUD (UPPER) . .	15	54	1397-2060	FLOAT ASSEMBLY	35	9
222-2339	FLYWHEEL, CRANKSHAFT .	55	15	1397-2061	IDLE STOP SCREW, THROTTLE BODY	29	44
393-1275	SLEEVE, TERMINAL END COVER	17	--	1397-2071	CAM, FAST IDLE - FLOAT BOWL	37	46
425-2293	CRANKSHAFT	57	39	1397-2101	OFF ENGINE KIT	29	--
430-2426	CAMSHAFT	57	24	1397-2102	GASKET KIT 1	29	--
613-2277	CONNECTING ROD ASSEMBLY	55	20	1397-2110	PLATE, BAFFLE - CHOKE HOUSING	29	56
733-2231	PISTON AND PISTON PIN ASSEMBLY (.002 O.S.) . . .	55	7	1397-2120	IDLE ADJUSTING NEEDLE, THROTTLE BODY (INCLUDED WITH O)	37	39
733-2274	PISTON AND PISTON PIN ASSEMBLY (.020 O.S.) . . .	55	7	1397-2141	PLUG, IDLE PASSGE - OUTER (AIRORN)	27	19
733-2278	PISTON AND PISTON PIN ASSEMBLY (STANDARD)	55	7	1397-2142	IDLE ADJUSTING NEEDLE, THROTTLE BODY	29	35
840-2420	CYLINDER BLOCK ASSEMBLY	55	1	1397-2143	PLUG, IDLE PASSAGE - INNER (AIR HORN)	27	20
840-2420	CYLINDER BLOCK ASSEMBLY (SEE G8 FOR BREAKDOWN)	61	30	1397-2144	FLOAT ASSEMBLY	27	23
937-2425	CYLINDER HEAD ASSEMBLY	59	22	1397-2146	CAM, FAST IDLE - THROTTLE BODY	29	39
937-2647	CYLINDER HEAD ASSEMBLY	59	22	1397-2148	PISTON, POWER - AIR HORN	27	21
1338-2428	CARBURETOR ASSEMBLY, COMPLETE (BC)	27	-	1397-2149	VALVE, CHOKE - CHOKE SHAFT	27	17
1338-2428	CARBURETOR ASSEMBLY, FRONT (BC)(SEEF10 FOR BREAKDOWN)	21	15	1397-2150	FILTER, FUEL INLET - AIR HORN	27	4
1338-2431	CARBURETOR ASSEMBLY, COMPLETE (B)	27	-	1397-2151	OVERHAUL KIT	29	--

PARTS INDEX

Part Number	Description	Pg.	Ref. No.	Part Number	Description	Pg.	Ref. No.
1397-2152	CHOKE HOUSING ASSEMBLY	29	49				
1397-2153	LEVER, CHOKE - CHOKE SHAFT	27	15				
1397-2154	LINK, PUMP TO THROTTLE BODY	29	45				
1397-2155	ROD, CHOKE	29	37				
1397-2157	CHOKE SHAFT ASSEMBLY	27	16				
1397-2160	CAM, FAST IDLE - THROTTLE BODY	29	39				
1397-2163	STAT COVER AND COIL ASSEMBLY	29	58				
1397-2164	FLOAT BOAT ASSEMBLY	27	26				
1397-2165	THROTTLE BODY ASSEMBLY	29	33				
1397-2167	LEVER ASSEMBLY, CHOKE PISTON	29	52				
1397-2169	THROTTLE BODY ASSEMBLY	29	33				
1397-2213	ALTITUDE KIT (5,000 FT.)	37	--				
1397-2214	ALTITUDE KIT (10,000 FT.)	37	--				
1397-2215	ALTITUDE KIT (5,000 FT.)	29	--				
1397-2216	ALTITUDE KIT (5,000 FT.)	29	--				
1397-2219	ALTITUDE KIT (5,000 FT.)	29	--				
1397-2220	ALTITUDE KIT (10,000 FT.)	29	--				
1397-2256	POWER PISTON ASSEMBLY	35	2				
1397-2429	AIR HORN ASSEMBLY	27	1				
1397-2430	MAIN WELL SUPPORT ASSEMBLY	27	10				
1397-2432	AIR HORN ASSEMBLY	27	1				
1397-2433	MAIN WELL SUPPORT ASSEMBLY	27	10				
1397-2446	JET, MAIN WELL SUPPORT (STANDARD)	27	12				
1397-2447	JET, MAIN WELL SUPPORT (STANDARD)	27	12				
1397-2448	JET, FLOAT BOWL (STANDARD)	35	26				
1397-2611	OFF ENGINE KIT	29	--				
1397-2612	OVERHAUL KIT	29	--				
1397-2613	FLOAT ASSEMBLY	27	23				
1397-2628	PUMP SHAFT AND LEVER ASSEMBLY, AIR HORN	35	30				
1397-2629	LEVER ASSEMBLY, CHOKE PISTON	37	56				
1397-2630	CHOKE HOUSING ASSEMBLY	37	53				
1397-2631	OFF ENGINE KIT	37	--				
1397-2632	CHOKE SHAFT ASSEMBLY	37	50				
1397-2634	GASKET KIT	37	--				
1397-2635	AIR HORN	35	1				
1397-2636	FLOAT BOWL ASSEMBLY	35	14				
1397-2637	OVERHAUL KIT	37	--				
1397-2638	IDLE STOP SCREW, THROTTLE BODY	37	41				
1397-2639	THROTTLE BODY ASSEMBLY	37	38				
1397-2640	VENTURI CLUSTER ASSEMBLY, FLOAT BOWL	35	15				