



# PARTS CATALOG

## MARK 78, MARK 75A, MARK 78A

### SERIAL NUMBER

MARK 75A, 78, 78A ..... ALL

# TABLE OF CONTENTS:

ACCESSORIES .....	1
BOTTOM COWL ASSEMBLY .....	54
CARBURETOR ASSEMBLY(AJ-53A, AJ-55A) .....	36
CARBURETOR ASSEMBLY(MARK 78, MARK 78A) .....	40
CARBURETOR LINKAGE AND CHOKE SOLENOID(MARK 75A) .....	28
CARBURETOR LINKAGE AND CHOKE SOLENOID(MARK 78, MARK 78A) .....	32
CLAMP AND SWIVEL BRACKET ASSEMBLY(MARK 75A) .....	58
CLAMP AND SWIVEL BRACKET ASSEMBLY(MARK 78, MARK 78A)4 .....	62
COWLING AND FRONT COVER .....	8
CRANKSHAFT, PISTON AND CONNECTING ROD ASSEMBLY .....	52
CYLINDER BLOCK AND CRANKCASE ASSEMBLY .....	48
DISTRIBUTOR ADAPTOR AND PILOT ASSEMBLY .....	12
DISTRIBUTOR ASSEMBLY, COMPLETE .....	20
DISTRIBUTOR VERTICAL LINKAGE AND IGNITION COILS .....	16
DRIVE SHAFT HOUSING ASSEMBLY .....	66
FLYWHEEL ASSEMBLY AND STATOR .....	10
FUEL PUMP AND FUEL LINES .....	44
GEAR HOUSING ASSEMBLY, COMPLETE .....	70
GEAR HOUSING ASSEMBLY, COMPLETE (LEFT HAND ROTATION) .....	74
GEAR HOUSING ASSEMBLY, COMPLETE (RIGHT HAND ROTATION) .....	78
PARTS INDEX .....	82
STARTER MOTOR, STARTER SOLENOID, RECTIFIER AND WIRING HARNES .....	24
TOP COWL AND STARTER ASSEMBLY(MARK 75A, MARK 78A) .....	4
TOP COWL AND STARTER ASSEMBLY(MARK 78) .....	2

**NOTE:** *Indented description indicate that these parts are included in preceeding assembly.*

**AR** = As Required

**NSS** = Not Sold Separate

**OPT** = Optional

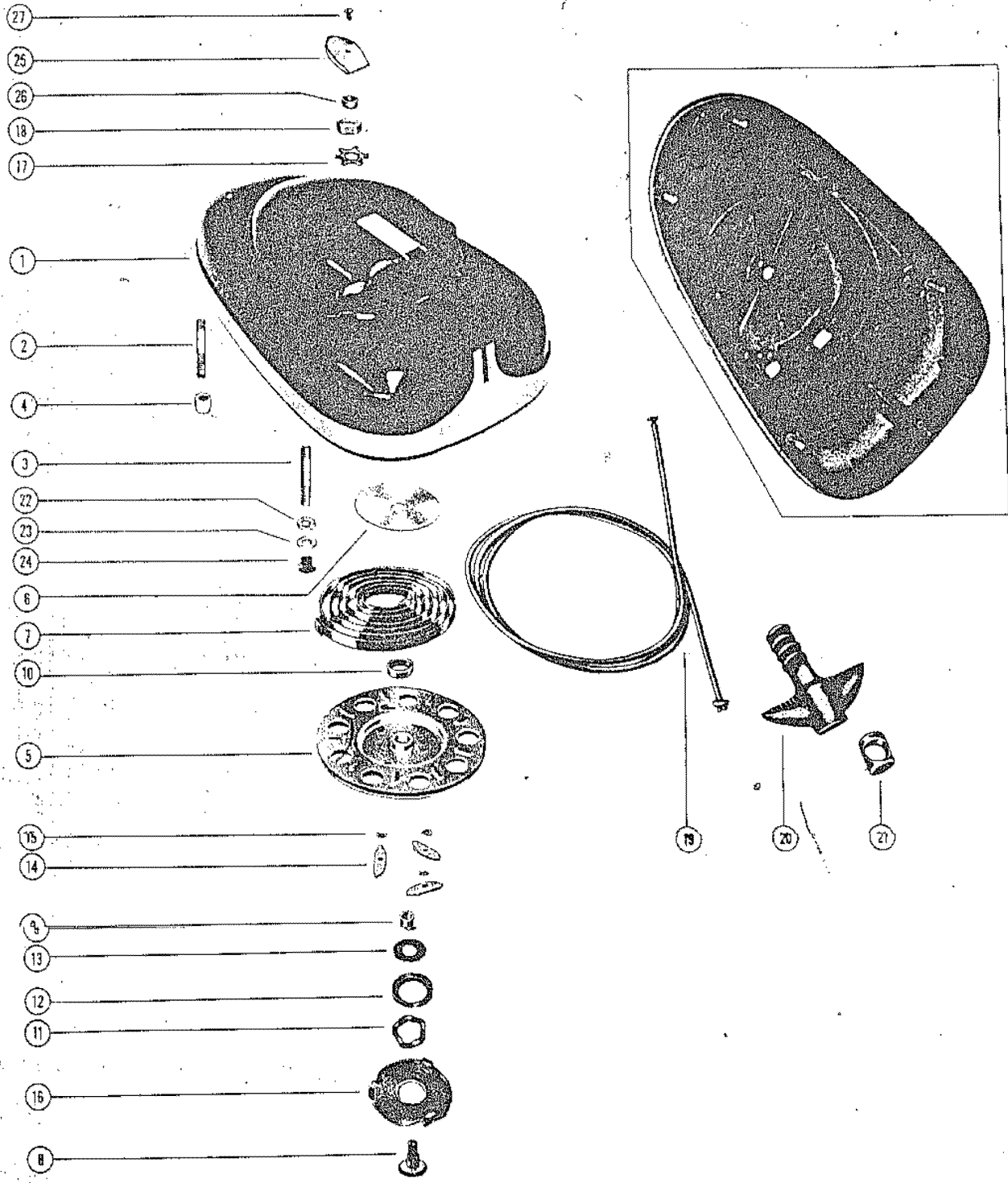
**NS** = Not Shown

**THESE PARTS BOOKS/FICHE CARD ARE COPYRIGHTED AND MAY NOT BE DISTRIBUTED OR REPRODUCED IN ANY OTHER FORMAT BY ANYONE OTHER THAN MERCURY MARINE WITHOUT THE PRIOR WRITTEN CONSENT OF MERCURY MARINE.**

# ACCESSORIES

REF. NO.	PART NO.	SYM.	QTY.	DESCRIPTION
-	90-32912		0	MARK 78, MARK 75A AND MARK 78A PARTS LIST COMPLETE
-	27-28359		0	GASKET SET (MOTOR OVERHAUL)
-	32-26329		0	BULK LINE (DISTRIBUTOR VEN TUBES) PER FOOT
-	32-26626		0	BULK LINE (JUMPER LEAD SLEEVES ) PER FOOT
-	91-32144		0	BATTERY BOX ASSEMBLY (#27892 BATTERY)
-	92-25234		0	GLUE (BLANKET ADHESIVE)
-	37-28360		0	DECAL SET (MARK 78)
-	37-28988		0	DECAL SET (MARK 75A AND AMRK 78A) COLORED ENGINES
-	37-28989		0	DECAL SET (MARK 75A AND MARK 78A) WHITE ENGINES
-	92-25143		0	DECAL SOLUTION (PINT BOTTLE)
-	1399-1145		0	GASKET AND PACKING SET (CARBURETOR AJ-53A AND AJ-55A)
-	1399-1477		0	GASKET AND PACKING SET (CARBURETOR KA-2A)
-	1399-1146		0	REPAIR PARTS KIT (CARBURETOR AJ-53A)
-	1399-1625		0	REPAIR PARTS KIT (CARBURETOR AJ-55A)
-	1399-1478		0	REPAIR PARTS KIT (CARBURETOR KA-2A)
-	48-28369		0	CARBURETOR ADJUSTING PROPELLER

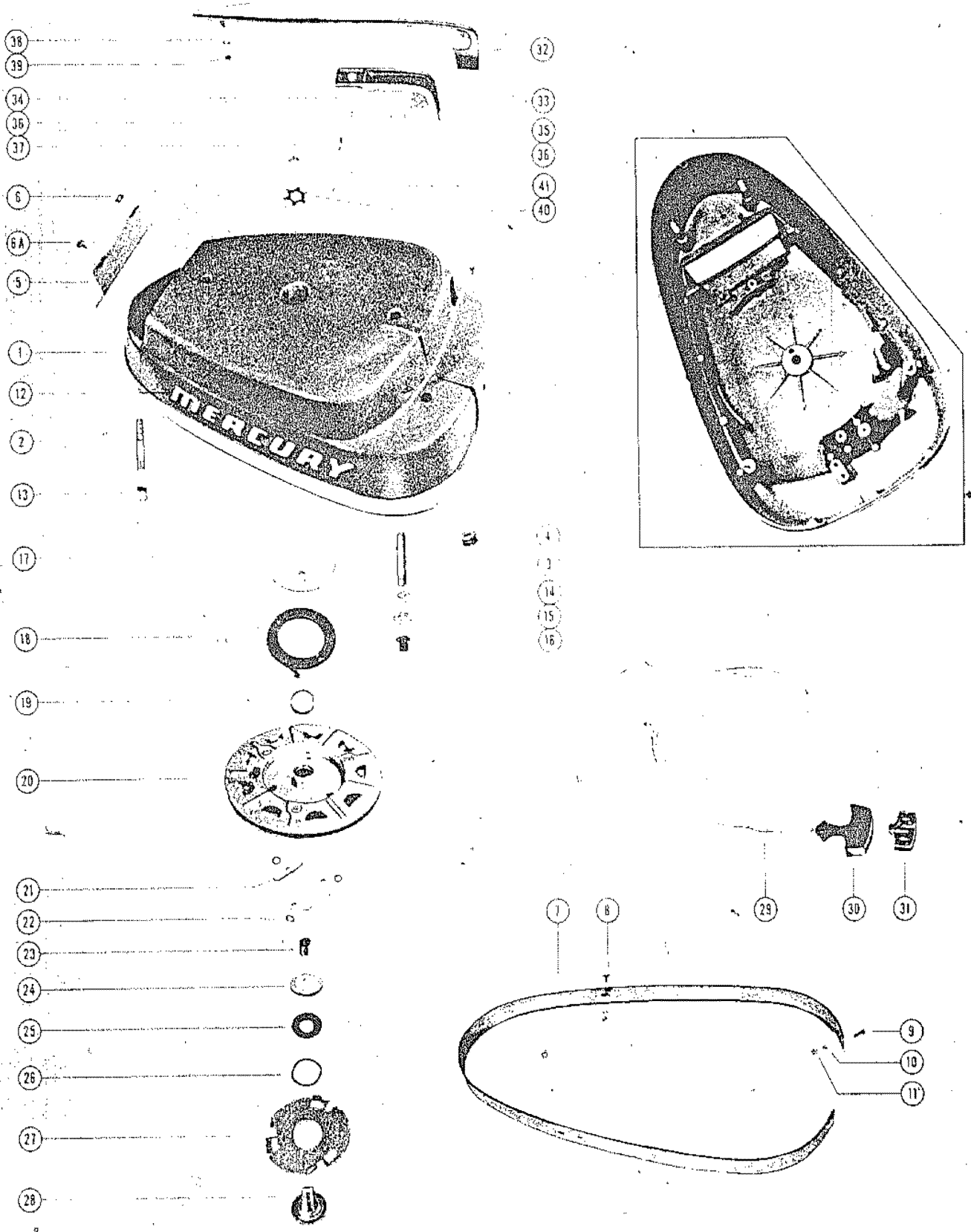
# TOP COWL AND STARTER ASSEMBLY(MARK 78)



## TOP COWL AND STARTER ASSEMBLY(MARK 78)

REF. NO.	PART NO.	SYM.	QTY.	DESCRIPTION
1	101-1432A2		1	TOP COWL ASSEMBLY
2	16-20353		2	STUD, TOP COWL TO CRANKCASE
3	16-20500		2	STUD, TOP COWL TO COVER
-	<b>25-20116</b>		<b>1</b>	<b>GROMMET, CHOKE KNOB</b>
-	<b>37-28360</b>		<b>1</b>	<b>DECAL SET, TOP COWL</b>
4	23-20326		2	SPACER, TOP COWL STUD
5	50-28895		1	SHEAVE ASSEMBLY
6	20155		1	RETAINER, STARTER SPRING
7	24-29340A1		1	SPRING, STARTER REWIND
8	20157		1	SHAFT, SHEAVE
9	23-20158		1	SPACER, SHEAVE SHAFT
10	23-20159		1	BUSHING, SPRING GUIDE
11	13-20160		1	WASHER, WAVE - RETAINER TENSION
12	26179		1	RETAINER, WAVE WASHER
13	12-26180		1	WASHER, WAVE WASHER RETAINER
14	20162		3	PAWL, STARTER
15	13-29402		3	WASHER, WAVE - STARTER PAWL
16	20164		1	PLATE, RETAINER - STARTER PAWL
17	14-20165		1	TAB WASHER, SHEAVE SHAFT NUT
18	11-20166		1	NUT, SHEAVE SHAFT (LEFT HAND THREAD)
19	50-22791A1		1	STARTER CABLE ASSEMBLY
20	20662		1	HANDLE, STARTER CABLE
21	20172		1	END CAP, STARTER CABLE HANDLE
22	12-20028		4	WASHER, TOP COWL STUD
23	12-20346		4	WASHER, TOP COWL STUD
24	11-20361		4	NUT, TOP COWL FASTENING
25	20485		1	COVER, TRIM - TOP COWL
26	10-22022		1	SCREW, TRIM COVER TO TOP COWL
27	12-20286		1	WASHER, TRIM COVER SCREW

# TOP COWL AND STARTER ASSEMBLY(MARK 75A, MARK 78A)

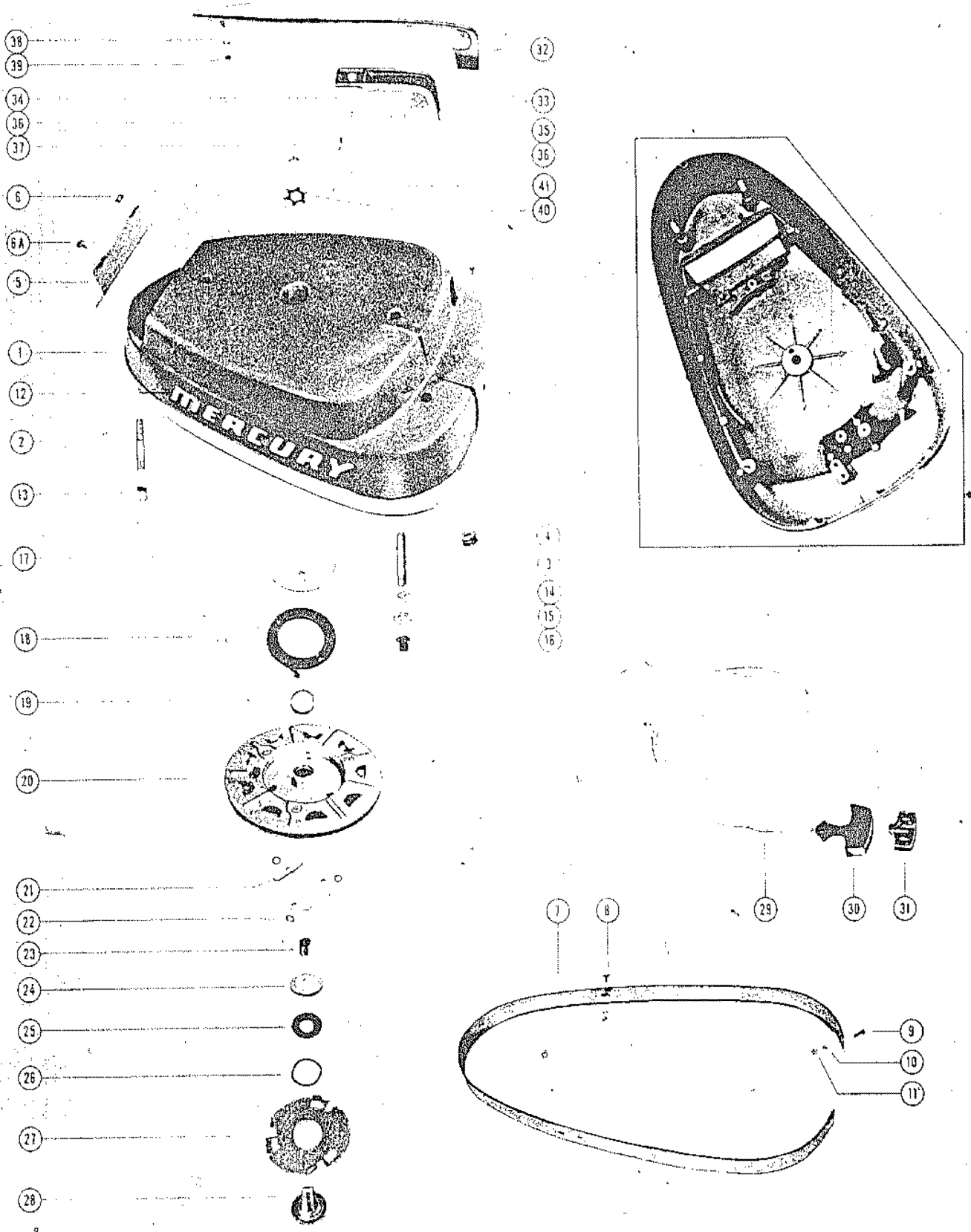


# TOP COWL AND STARTER ASSEMBLY(MARK 75A, MARK 78A)

REF. NO.	PART NO.	SYM.	QTY.	DESCRIPTION
1	177-1657A2		1,1	TOP COWL ASSEMBLY (WITHOUT TRIM MOULDING)
2	16-20500		2,2	STUD, REAR - TOP COWL TO COVER
3	16-20353		2,2	STUD, FRONT - TOP COWL TO CRANKCASE
4	25-20116		1,1	GROMMET, CHOKE KNOB
5	28967		1,1	SCREEN, VENT - TOP COWL
6	11-28968		4,4	NUT, SPEED - VENT SCREEN TO TOP COWL <b>SEE NOTE #1</b>
6A	10-29221		4,4	SCREW, VENT SCREEN TO TOP COWL <b>SEE NOTE #1</b>
1	177-1595A2		,1	TOP COWL ASSEMBLY (WITH TRIM MOULDING)
2	16-20500		,2	STUD, REAR - TOP COWL TO COVER
3	16-20353		,2	STUD, FRONT - TOP COWL TO CRANKCASE
4	25-20116		,1	GROMMET, CHOKE KNOB
5	28967		,1	SCREEN, VENT - TOP COWL
6	11-28968		,4	NUT, SPEED - VENT SCREEN TO TOP COWL <b>SEE NOTE #1</b>
6A	10-29221		,4	SCREW, VENT SCREEN TO TOP COWL <b>SEE NOTE #1</b>
7	29228A1		,1	TRIM MOULDING ASSEMBLY
8	10-29226		,2	SCREW, DECORATIVE - TRIM MOULDING TO TOP COWL
9	10-29227		,2	SCREW, BRASS - TRIM MOULDING TO TOP COWL
10	13-26995		,4	LOCKWASHER, TRIM MOULDING TO TOP COWL SCREW
11	11-26419		,4	NUT, TRIM MOULDING TO TOP COWL SCREW
12	37-28988		1,1	DECAL SET (COLORED ENGINES)
	37-28989A1		1,1	DECAL SET (WHITE ENGINES)
13	23-20326		2,2	SPACER, TOP COWL STUD
14	12-20028		4,4	WASHER, TOP COWL STUD (1/16")
15	12-20346		4,4	WASHER, TOP COWL STUD (3/4" OD)
-	<b>12-20583</b>		<b>AR,AR</b>	<b>WASHER, TOP COWL STUD (1/32")</b>
16	11-20361		4,4	NUT, TOP COWL STUD
17	20155		1,1	RETAINER, STARTER SPRING
18	24-45073A1		1,1	SPRING, STARTER REWIND
19	23-20159		1,1	BUSHING, SPRING GUIDE
20	50-28895		1,1	SHEAVE ASSEMBLY
21	20162		3,3	PAWL, STARTER
22	13-29402		3,3	WASHER, WAVE - STARTER PAWL
23	23-20158		1,1	SPACER, SHEAVE SHAFT
24	26179		1,1	RETAINER, WAVE WASHER
25	12-26180		1,1	WASHER, WAVE WASHER RETAINER
26	13-20160		1,1	WASHER, WAVE - RETAINER TENSION
27	20164		1,1	PLATE, RETAINER STARTER PAWL
28	20157		1,1	SHAFT, SHEAVE
29	50-22791A1		1,1	STARTER CABLE ASSEMBLY
30	28747		1,1	HANDLE, STARTER CABLE
31	28748		1,1	RETAINER, STARTER CABLE AND HANDLE
-	<b>29274A1</b>		<b>1,1</b>	<b>HANDLE ASSEMBLY, TOP COWL SEE NOTE #2</b>

CONTINUED ON NEXT PAGE ➡

# TOP COWL AND STARTER ASSEMBLY(MARK 75A, MARK 78A)

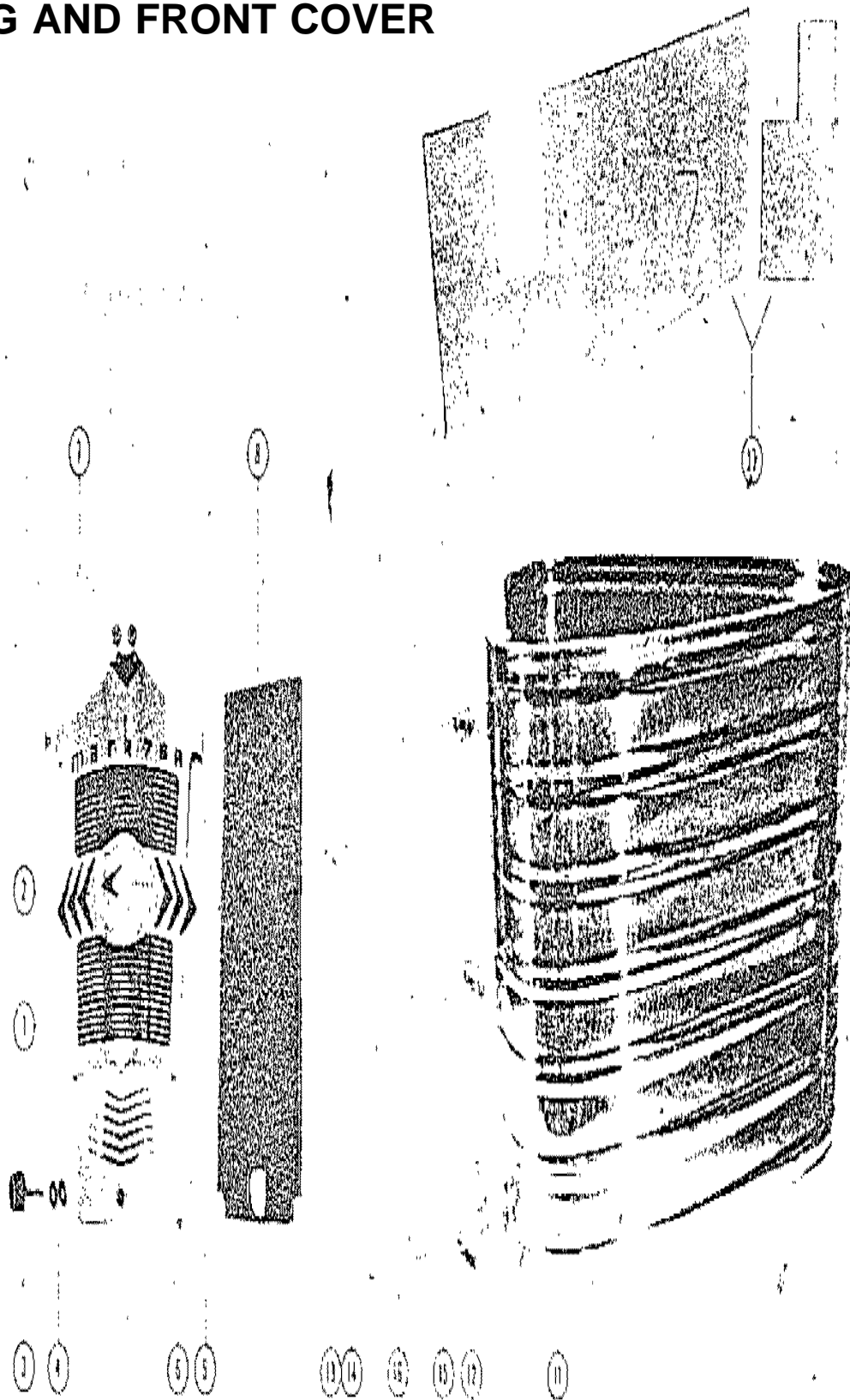




# TOP COWL AND STARTER ASSEMBLY(MARK 75A, MARK 78A)

REF. NO.	PART NO.	SYM.	QTY.	DESCRIPTION
32	29274		1,1	HANDLE, CHROME - TOP COWL
33	29276		1,1	HANDLE, INSIDE - TOP COWL
34	12-29245		1,1	WASHER, CHROME HANDLE STUD
35	12-20346		1,1	WASHER, CHROME HANDLE STUD
36	11-21825		2,2	NUT, CHROME HANDLE STUD
-	<b>29413</b>		<b>1,1</b>	<b>BUMPER, TOP COWL HANDLE</b>
37	10-29199		1,1	SCREW, HANDLE TO TOP COWL
38	12-29245		1,1	WASHER, CHROME HANDLE STUD
39	11-21825		1,1	NUT, CHROME HANDLE STUD
40	14-20165		1,1	TAB WASHER, SHEAVE SHAFT NUT
41	11-20166		1,1	NUT, SHEAVE SHAFT (LEFT HAND THREAD)

# COWLING AND FRONT COVER

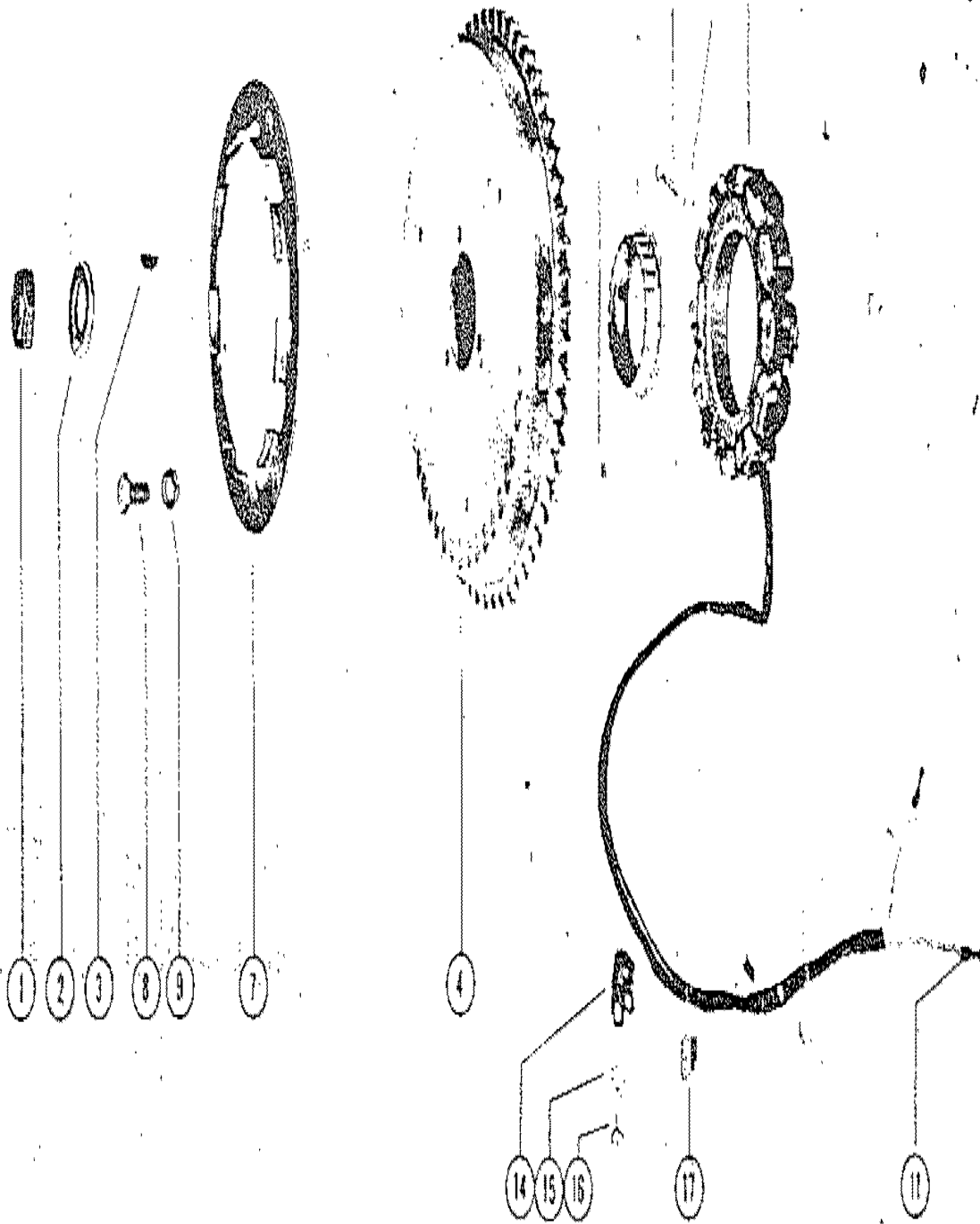


## COWLING AND FRONT COVER

REF. NO.	PART NO.	SYM.	QTY.	DESCRIPTION
1	162-1419A1		1,,	COWL FRONT COVER ASSEMBLY (NOT AS SHOWN)
	179-1616A1		,1,	COWL FRONT COVER ASSEMBLY
	179-1602A1		,,1	COWL FRONT COVER ASSEMBLY (NOT AS SHOWN)
2	26183A_		1,1,1	EMBLEM, FRONT COVER (SEE NOTE #1 BELOW)
3	10-25619		1,1,1	SCREW, COVER FASTENING
4	12-26162		1,1,1	WASHER, COVER FASTENING SCREW (RUBBER)
5	12-27897		1,1,1	WASHER, COVER FASTENING SCREW (NYLON)
6	20721		2,,	BUMPER, RUBBER - COWL FRONT COVER (SMALL)
7	26901		2,,	BUMPER, RUBBER - COWL FRONT COVER (LARGE)
	29345		,2,2	BUMPER, RUBBER - COWL FRONT COVER
8	29344		,1,1	BLANKET, SOUND ABSORBING - TAPERED (SEE NOTE #2 BELOW)
11	161-1224A3		1,1,1	WRAP AROUND COWL ASSEMBLY
12	21060		3,3,3	HANDLE, COWL LATCH
13	53-21058		6,6,6	"E" RING, COWL LATCH HINGE PIN
14	17-21057		6,6,6	PIN, HINGE - COWL LATCH HANDLE
15	25690		3,3,3	SWIVEL, COWL LATCH
16	25691		3,3,3	HOOK, COWL LATCH FASTENING
17	26391		1,1,1	BLANKET, SOUND ABSORBING - WRAP AROUND COWL
-	<b>92-25234</b>		<b>1,1,1</b>	<b>GLUE, ADHESIVE - BLANKET FASTENING</b>

# FLYWHEEL ASSEMBLY AND STATOR

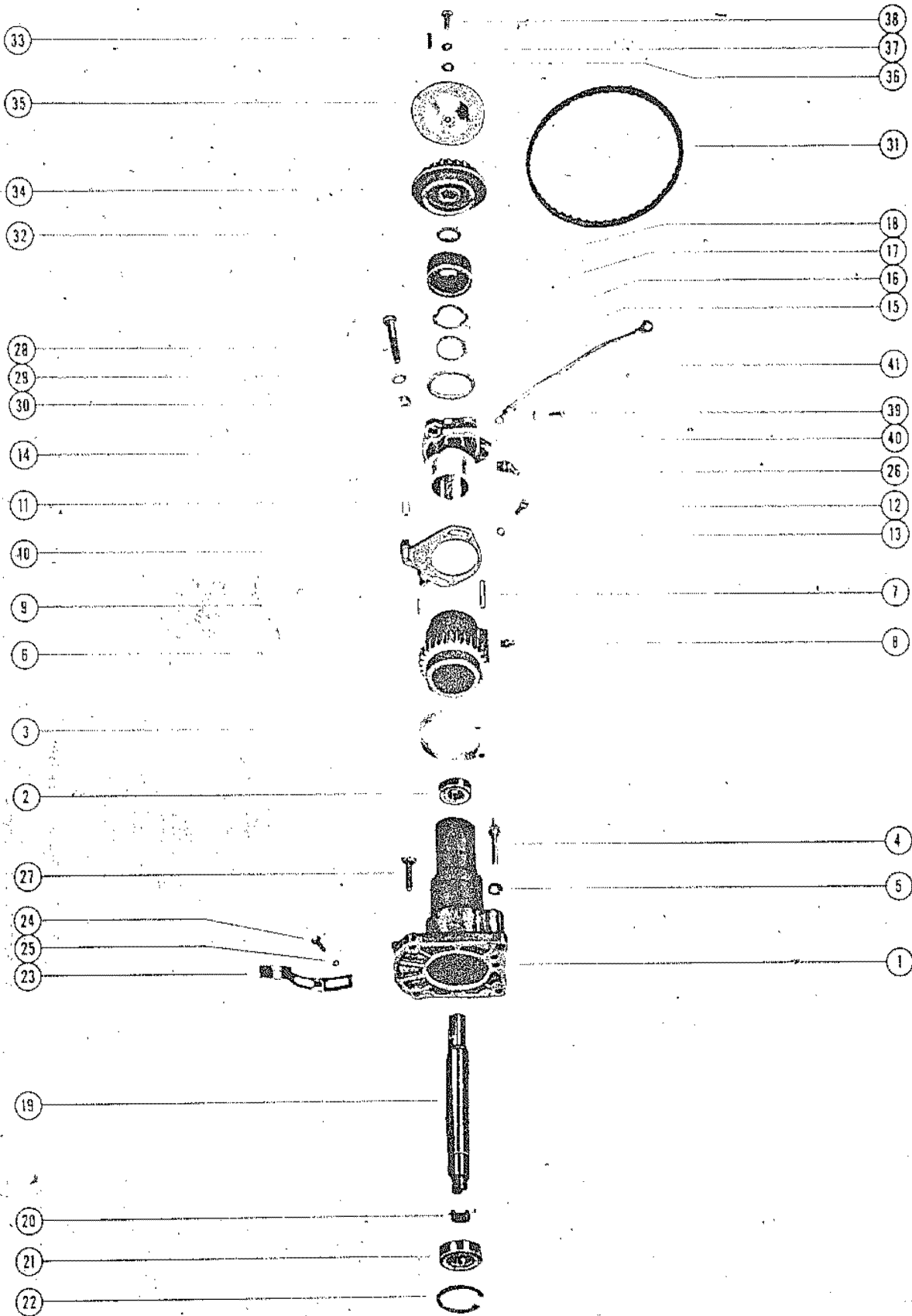
6 5 12 13 10



# FLYWHEEL ASSEMBLY AND STATOR

REF. NO.	PART NO.	SYM.	QTY.	DESCRIPTION
1	11-22339		1,1,1	NUT, FLYWHEEL
2	12-26617		1,1,1	WASHER, FLYWHEEL NUT
3	28-20094		1,1,1	KEY, FLYWHEEL DRIVE
4	212-1424A2		1,1,	FLYWHEEL ASSEMBLY (USE THRU SERIAL #1113105 ON MARK 75A)
	212-1424A4		,1,1	FLYWHEEL ASSEMBLY (STARTED WITH SERIAL #1113106 ON MARK 75A)
5	22823		1,1,1	PULLEY, FLYWHEEL
6	17-26618		1,1,1	DOWEL PIN, PULLEY TO FLYWHEEL
7	50-25263		1,1,1	RATCHET, FLYWHEEL
8	10-26960		3,,	SCREW, RATCHET TO FLYWHEEL
	10-29238		,3,3	SCREW, RATCHET TO FLYWHEEL
9	13-26992		3,,	LOCKWASHER, RATCHET TO FLYWHEEL SCREW
10	398-1442		1,1,1	STATOR, ALTERNATOR
11	22647		2,2,2	DISCONNECT, KNIFE SPLICE - LEAD WIRES
12	10-29283		4,4,4	SCREW, STATOR TO UPPER END CAP
13	13-26996		4,,	LOCKWASHER, STATOR TO END CAP SCREW (USE WITH 10-23003 SCREW)
14	54-24836		2,2,2	CLIP, STATOR LEAD TO EXHAUST COVER
15	22789		2,2,2	"D" WASHER, CLIP FASTENING SCREW
16	10-30009		2,2,2	SCREW, STATOR LEAD CLIP FASTENING
17	54-22783		3,3,3	"S" CLIP, STATOR LEAD TO BOTTOM COWL

# DISTRIBUTOR ADAPTOR AND PILOT ASSEMBLY

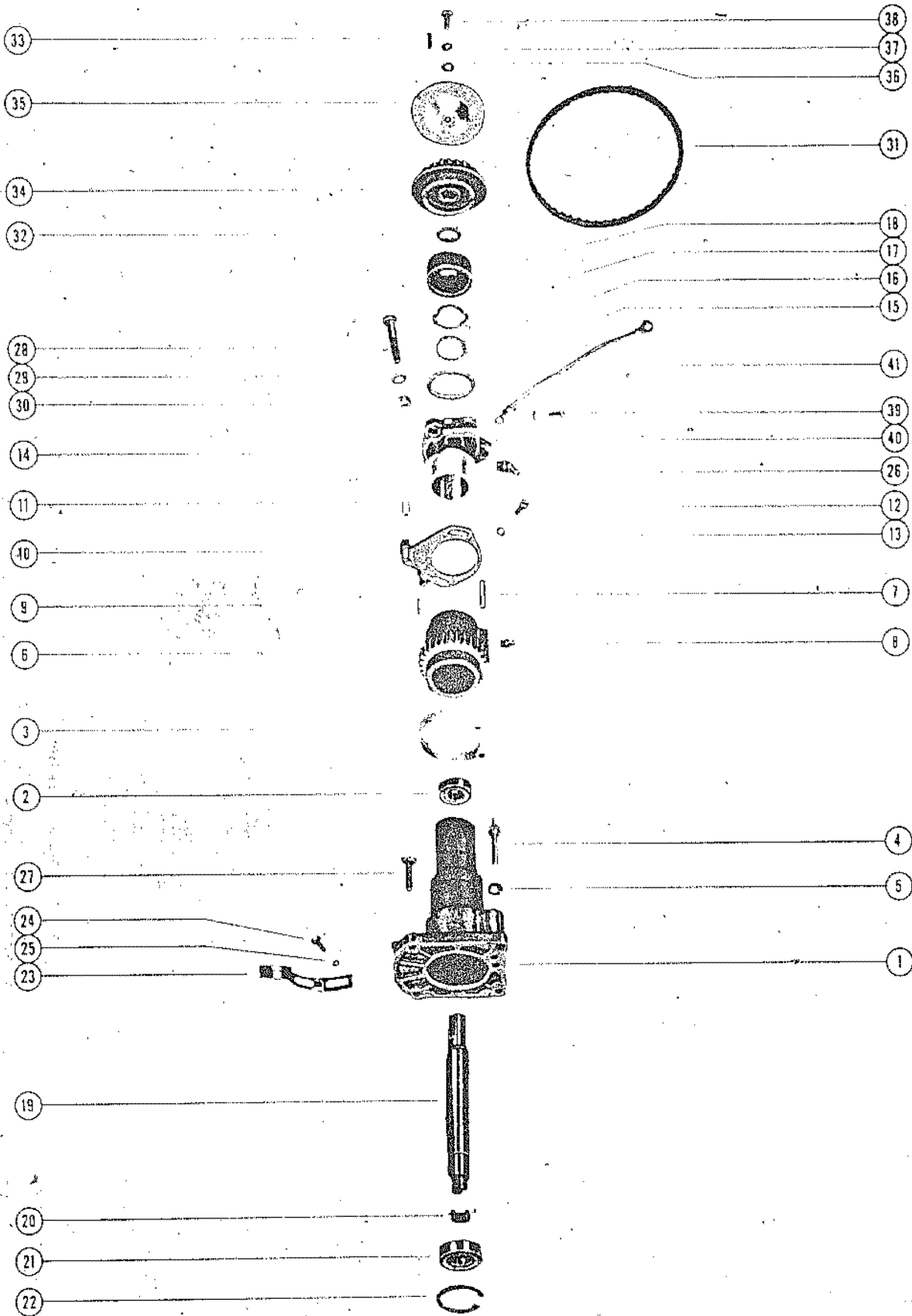


# DISTRIBUTOR ADAPTOR AND PILOT ASSEMBLY

REF. NO.	PART NO.	SYM.	QTY.	DESCRIPTION
1	27717A1		1,,,	PILOT ASSEMBLY SERIAL 00000(1)-01166568
	28512A1		,1,,1	PILOT ASSEMBLY SERIAL )1166569-09999999
	28918A1		,,1,	PILOT ASSEMBLY
2	30-20066		1,1,1,1	BEARING, BALL - DISTRIBUTOR PILOT SERIAL )1166569-09999999
3	24-26620		1,,,	SPRING, HORSESHOE SERIAL 00000(1)-01166568
	24-27944		,1,,	SPRING, HORSESHOE SERIAL )1166569-09999999
	24-29275		,,1,1	SPRING, HORSESHOE
4	17-27719		1,,,	PIN, SPRING TERMINAL SERIAL 00000(1)-01166568
	17-27962		,1,1,1	PIN, SPRING TERMINAL SERIAL )1166569-09999999
5	12-29245		,1,1,1	WASHER, SPRING TERMINAL PIN SERIAL )1166569-09999999
6	43-26615A2		1,,,	SECTOR GEAR AND PIN ASSEMBLY SERIAL 00000(1)-01166568
	43-28509A1		,1,,1	SECTOR GEAR AND PIN ASSEMBLY SERIAL )1166569-09999999
	43-29179A1		,,1,	SECTOR GEAR AND PIN ASSEMBLY
7	17-26616		1,,,	PIN, SPRING ANCHOR SERIAL 00000(1)-01166568
	17-27961		,1,1,1	PIN, SPRING ANCHOR SERIAL )1166569-09999999
8	22-23612		,1,1,1	FITTING, GREASE - SECTOR GEAR SERIAL )1166569-09999999
9	17-23928		1,,,	PIN, ROLL - SECTOR GEAR LOCATING SERIAL 00000(1)-01166568
	17-23757		,1,,	PIN, ROLL - SECTOR GEAR LOCATING SERIAL )1166569-09999999
-	12-20028		,1,,	WASHER, SPRING RETAINER PIN SERIAL )1166569-09999999
10	27715A1		1,,,	THROTTLE ACTUATOR ASSEMBLY SERIAL 00000(1)-01166568
	28510A1		,1,,1	THROTTLE ACTUATOR ASSEMBLY SERIAL )1166569-09999999
	29102A1		,,1,	THORTTLE ACTUATOR ASSEMBLY
11	23-26602		2,2,2,2	BUSHING, NYLON - THROTTLE ACTUATOR SERIAL )1166569-09999999
12	10-20100		2,,,	SCREW, THROTTLE ACTUATOR TO SECTOR GEAR SERIAL 00000(1)-01166568
	10-20665		,2,2,2	SCREW, THROTTLE ACTUATOR TO SECTOR GEAR SERIAL )1166569-09999999
13	12-20128		2,2,2,2	WASHER, THROTTLE ACTUATOR FASTENING SCREW SERIAL )1166569-09999999
14	28126		1,,,	ADAPTOR, DISTRIBUTOR SERIAL 00000(1)-01166568
	28511		,1,1,1	ADAPTOR, DISTRIBUTOR SERIAL 00000(1)-01166568
15	12-27939		1,1,1,1	WASHER, THRUST - DISTRIBUTOR PILOT SERIAL )1166569-09999999
16	14-27960		1,1,1,1	TAB WASHER, CAP LOCKING SERIAL )1166569-09999999
17	13-27959		1,1,1,1	WASHER, WAVE - TAB WASHER TENSION SERIAL )1166569-09999999
18	27955		1,1,1,1	CAP, ADAPTOR AND PILOT FASTENING SERIAL )1166569-09999999
19	45-27716		1,,,	DRIVE SHAFT, DISTRIBUTOR SERIAL 00000(1)-01166568

CONTINUED ON NEXT PAGE ➡

# DISTRIBUTOR ADAPTOR AND PILOT ASSEMBLY

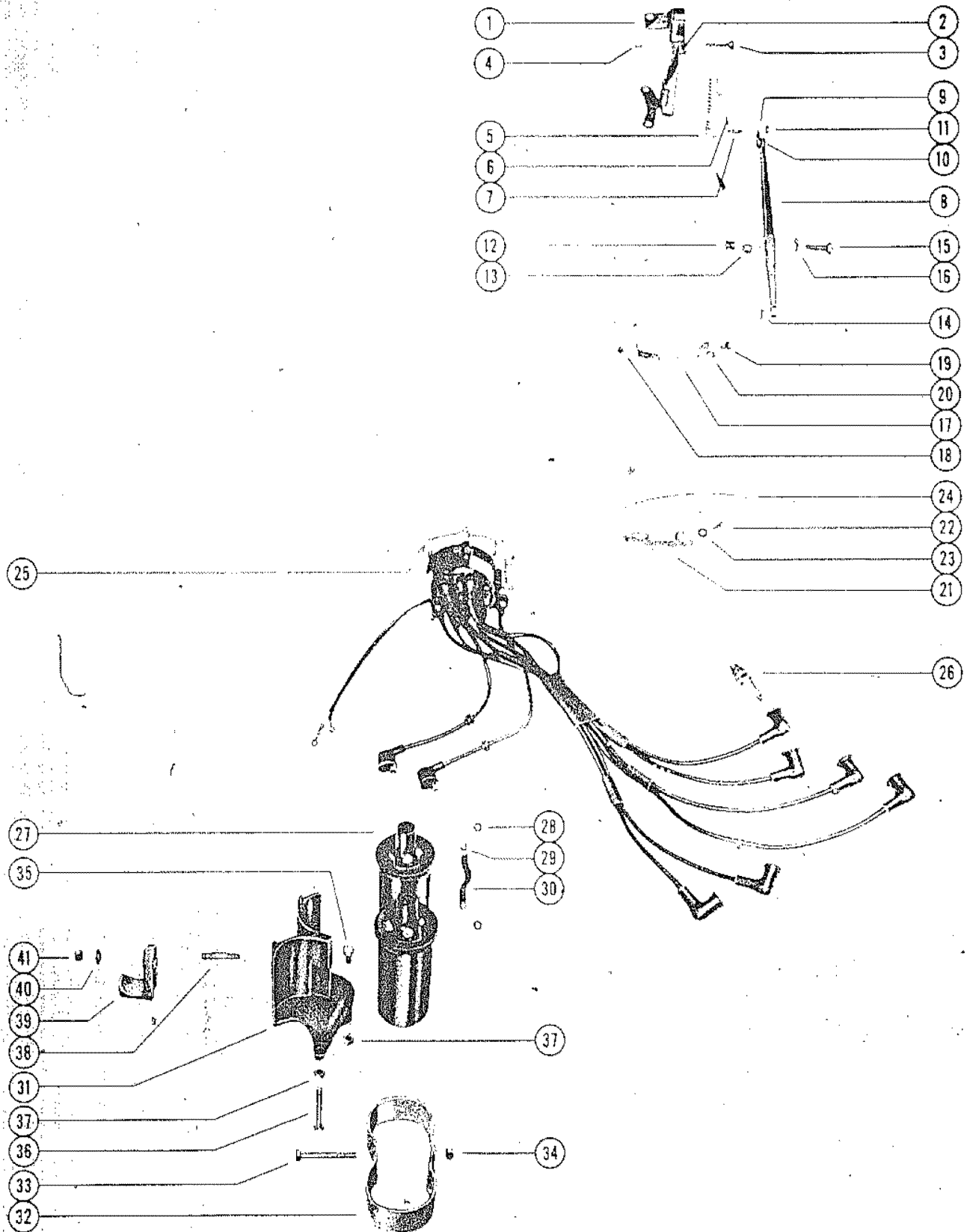




# DISTRIBUTOR ADAPTOR AND PILOT ASSEMBLY

REF. NO.	PART NO.	SYM.	QTY.	DESCRIPTION
19	45-28473A1		,1,,1	DRIVE SHAFT ASSEMBLY, DISTRIBUTOR <b>SERIAL )1166569-09999999</b>
	45-28917A1		,,1,	DRIVE SHAFT ASSEMBLY, DISTRIBUTOR
20	24-28469		,1,1,1	SPRING, DISTRIBUTOR DRIVE SHAFT <b>SERIAL )1166569-09999999</b>
21	30-26379		1,1,1,1	BEARING, BALL - DRIVE SHAFT <b>SERIAL )1166569-09999999</b>
22	53-26406		1,1,1,1	RING, SNAP - BALL BEARING RETAINING <b>SERIAL )1166569-09999999</b>
23	24-26631		2,,,	SPRING, LATCH - DAPTOR PILOT <b>SERIAL 0000(1)-01166568</b>
24	10-20665		2,,,	SCREW, LATCH SPRING FASTENING <b>SERIAL 0000(1)-01166568</b>
25	12-20128		2,,,	WASHER, LATCH SPRING SCREW
26	22-25094		1,1,1,1	FITTING, GREASE - ADAPTOR <b>SERIAL )1166569-09999999</b>
27	10-29281		4,4,,4	SCREW, ADAPTOR AND PILOT TO DISTRIBUTOR <b>SERIAL )1166569-09999999</b>
	10-29282		,,4,	SCREW, ADAPTOR AND PILOT TO DISTRIBUTOR
28	10-22040		3,3,3,3	SCREW, ADAPTOR AND PILOT TO CRANKCASE FLANGE <b>SERIAL )1166569-09999999</b>
29	12-20084		3,3,3,3	WASHER, ADAPTOR AND PILOT FASTENING SCREW <b>SERIAL )1166569-09999999</b>
30	11-20083		3,3,3,3	NUT, ADAPTOR AND PILOT FASTENING SCREW <b>SERIAL )1166569-09999999</b>
31	20140		1,1,1,1	BELT, TIMING <b>SERIAL )1166569-09999999</b>
32	23-27957		1,1,1,1	SPACER, DRIVEN PULLEY <b>SERIAL )1166569-09999999</b>
33	28-28657		1,1,1,1	KEY, MAGNETO DRIVING <b>SERIAL )1166569-09999999</b>
34	24807		1,1,1,1	PULLEY, DRIVEN (SUPERSEDED BY 29783A2) <b>SERIAL )1166569-09999999</b>
35	20136		1,1,1,1	FLANGE, DRIVEN PULLEY <b>SERIAL )1166569-09999999</b>
36	12-20138		1,1,1,1	WASHER, PULLEY CLAMPING SCREW <b>SERIAL )1166569-09999999</b>
37	13-26996		1,1,1,1	LOCKWASHER, PULLEY CLAMPING SCREW <b>SERIAL )1166569-09999999</b>
38	10-20139		1,1,1,1	SCREW, PULLEY CLAMPING <b>SERIAL )1166569-09999999</b>
39	10-20031		2,2,2,2	SCREW, GUIDE RACK TO DISTRIBUTOR ADAPTOR <b>SERIAL )1166569-09999999</b>
40	12-20533		2,2,2,2	WASHER, GUIDE RACK FASTENING SCREW <b>SERIAL )1166569-09999999</b>
41	30109		2,2,,	GROUND STRAP ASSEMBLY, ADAPTOR TO CRANKCASE <b>SERIAL )1166569-09999999</b>
	30109		,,1,1	GROUND STRAP ASSEMBLY, ADAPTOR TO CRANKCASE
	30109		1,1,1,1	GROUND STRAP ASSEMBLY, ADAPTOR TO CRANKCASE

# DISTRIBUTOR VERTICAL LINKAGE AND IGNITION COILS

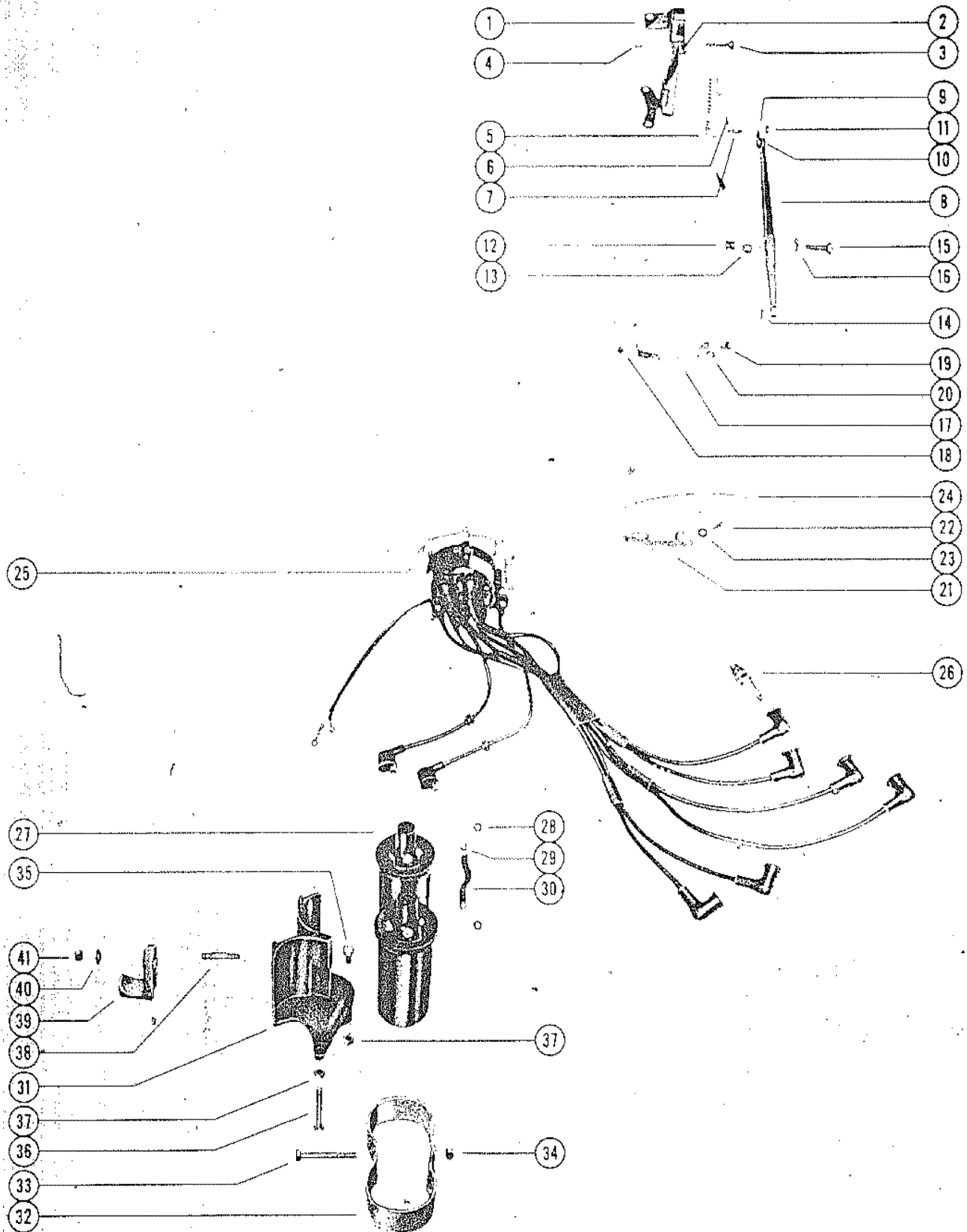


# DISTRIBUTOR VERTICAL LINKAGE AND IGNITION COILS

REF. NO.	PART NO.	SYM.	QTY.	DESCRIPTION
1	26610A2		1,,	GUIDE RACK ASSEMBLY
	26610A4		,1,1	GUIDE RACK ASSEMBLY
2	11-26898		1,,	NUT, CLINCH - GUIDE RACK
3	10-22960		1,,	SCREW, GUIDE RACK - ADJUSTING
4	26852		1,,	CAP, NYLON - ADJUSTING SCREW
5	26827A1		1,1,1	RACK AND PIN ASSEMBLY, GUIDE RACK
6	17-23757		1,1,1	ROLL PIN, LINK PIN TO NYLON RACK
7	17-26816		1,1,1	PIN, LINK - NYLON RACK
8	26598		1,1,1	LEVER, VERTICAL
9	26593		1,1,1	LINK, VERTICAL LEVER TO NYLON RACK
10	17-26637		1,1,1	RIVET, LINK TO VERTICAL LEVER
11	11-20110		1,1,1	NUT, LINK PIN TO VERTICAL LEVER LINK
12	23-26599		1,1,1	BUSHING, NYLON - VERTICAL LEVER
13	23-26603		1,1,1	BUSHING, STEEL - VERTICAL LEVER
14	23-26600		2,2,2	BUSHING, NYLON - VERTICAL LEVER
15	10-26638		1,1,1	SCREW, VERTICAL LEVER TO EXHAUST COVER
16	12-21040		1,1,1	WASHER, VERTICAL LEVER FASTENING SCREW
17	26596A1		1,1,1	DISTRIBUTOR STOP ASSEMBLY
18	26597		1,1,1	BUMPER, RUBBER - DISTRIBUTOR STOP
19	10-20031		2,2,2	SCREW, DISTRIBUTOR STOP TO PILOT
20	12-20533		2,2,2	WASHER, DISTRIBUTOR STOP FASTENING SCREW
21	26604		1,1,1	LEVER, REVERSE THROTTLE PICK-UP
22	10-29155		2,2,2	SCREW, PICK-UP LEVER TO DISTRIBUTOR HOUSING
23	12-20533		2,2,2	WASHER, PICK-UP LEVER FASTENING SCREW
24	29156		,1,1	LOCKWIRE, PICK-UP LEVER FASTENING SCREW
25	393-1282A6		1,,	DISTRIBUTOR ASSEMBLY, COMPLETE
	393-1282A9		,1,1	DISTRIBUTOR ASSEMBLY, COMPLETE
26	33-20127		6,6,6	SPARK PLUG
27	26433		2,2,2	COIL, IGNITION
28	25-26543		2,2,2	"O" RING, IGNITION COIL
29	26454A1		1,1,1	JUMPER ASSEMBLY, COIL TO COIL
30	32-26627		1,1,1	SLEEVE, COIL JUMPER
31	26514		1,1,1	BRACKET, COIL FASTENING
32	26512		1,1,1	BAND, COIL BRACKET
33	10-26889		1,1,1	SCREW, COIL BAND TO BRACKET
34	11-20184		1,1,1	NUT, COIL BAND SCREW
35	10-21625		1,1,1	SCREW, COIL BRACKET TO BOTTOM COWL (3/4")
36	10-22421		1,1,1	SCREW, COIL BRACKET TO BOTTOM COWL (1 1/4")

CONTINUED ON NEXT PAGE ➡

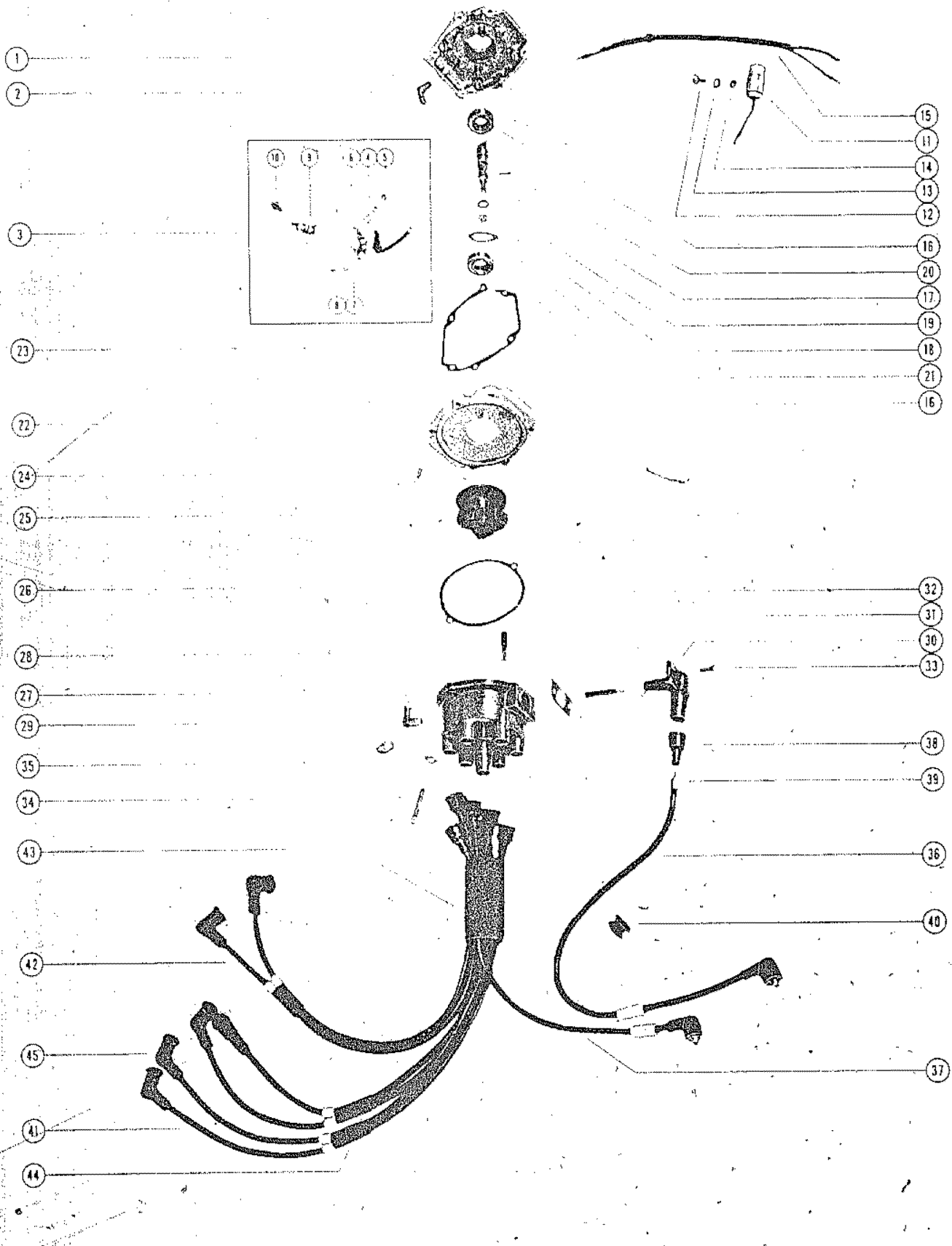
# DISTRIBUTOR VERTICAL LINKAGE AND IGNITION COILS



# DISTRIBUTOR VERTICAL LINKAGE AND IGNITION COILS

REF. NO.	PART NO.	SYM.	QTY.	DESCRIPTION
37	11-20184		2,2,2	NUT, COIL BRACKET SCREW
38	16-20077		1,1,1	STUD, COIL BRACKET TO SUPPORT
39	26552		1,1,1	SUPPORT, EXTERNAL WIRING HARNESS
40	12-20084		1,1,1	WASHER, COIL BRACKET STUD
41	11-25594		1,1,1	NUT, COIL BRACKET STUD

# DISTRIBUTOR ASSEMBLY, COMPLETE

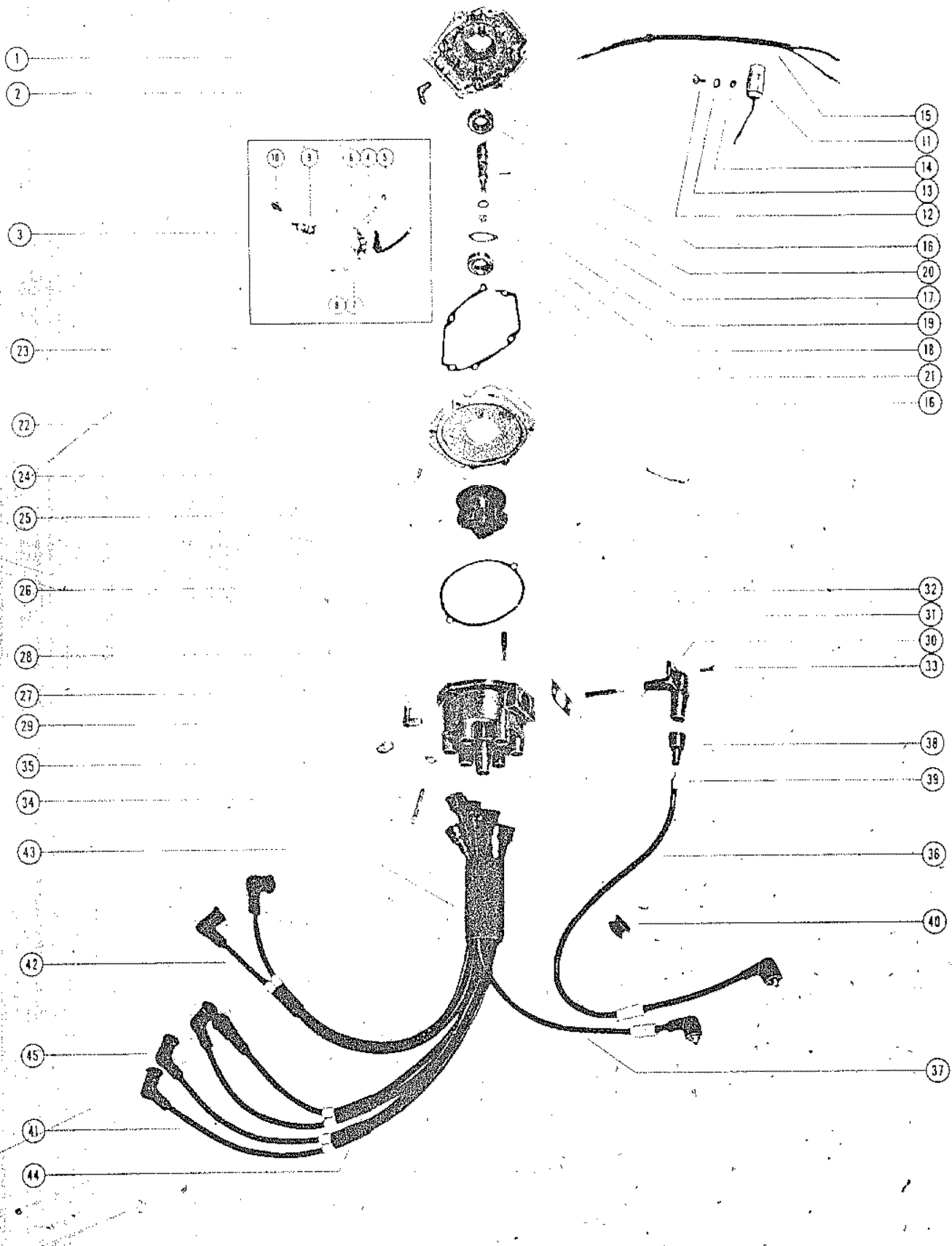


# DISTRIBUTOR ASSEMBLY, COMPLETE

REF. NO.	PART NO.	SYM.	QTY.	DESCRIPTION
-	<b>393-1282A6</b>		1,,	<b>DISTRIBUTOR ASSEMBLY, COMPLETE</b>
-	<b>393-1282A9</b>		,1,1	<b>DISTRIBUTOR ASSEMBLY, COMPLETE</b>
1	393-1282		1,1,1	HOUSING, PRIMARY
2	22-25885A1		1,1,1	ELBOW ASSEMBLY, VENT HOSE - PRIMARY HOUSING
3	393-1504A5		2,2,2	BREAKER ASSEMBLY, COMPLETE
-	<b>10-26008</b>		<b>2,2,2</b>	<b>SCREW, PRIMARY LEAD FASTENING EARLY MODELS</b>
4	16-29230		,2,2	STUD, PRIMARY LEAD AND TENSION SPRING FASTENING <b>LATER MODELS</b>
5	11-29236		,2,2	NUT, PRIMARY LEAD FASTENING
6	394-1163		2,,	GROMMET, PLASTIC - BREAKER ASSEMBLY
	393-1515		2,2,2	GROMMET, PLASTIC - BREAKER ASSEMBLY <b>USE WITH 10-26008 SCREW</b>
	393-1586		,2,2	GROMMET, PLASTIC - BREAKER ASSEMBLY <b>USE WITH 16-29230 STUD</b>
7	12-26439		2,2,2	WASHER, BREAKER PIVOT PIN
8	18-26953		2,2,2	COTTER PIN, BREAKER TO PIVOT PIN
9	393-1287A2		2,2,2	CAM WICK AND HOLDER ASSEMBLY
10	10-28739		2,,	SCREW, BREAKER HOLDER TO HOUSING
	10-20597		,2,2	SCREW, BREAKER HOLDER TO HOUSING
11	393-1283		2,2,2	CONDENSER
12	10-23977		2,2,2	SCREW, CONDENSER TO HOUSING
13	13-26995		2,2,2	LOCKWASHER, CONDENSER TO HOUSING SCREW
14	12-26832		OPT.,,	WASHER, CONDENSER TO HOUSING SCREW
15	393-1291		1,,	WIRE, PRIMARY
	393-1532		,1,1	WIRE, PRIMARY
16	30-26379		2,2,2	BEARING, BALL - CAM SHAFT
17	393-1541A2		1,1,1	SHAFT ASSEMBLY, DISTRIBUTOR CAM
18	23-28933		1,1,1	BUSHING, NYLON - CAM SHAFT TO ROTOR
19	25-26543		1,1,1	"O" RING, CAM SHAFT
20	17-25319		1,1,1	PIN, ROLL - CAM SHAFT
21	13-26917		2,2,2	WASHER, WAVE - BALL BEARING TENSION
22	393-1278		1,1,1	ADAPTOR, HOUSING TO DISTRIBUTOR CAP
23	27-26412		1,1,1	GASKET, HOUSING TO ADAPTOR
24	10-28257		4,,	SCREW, ADAPTOR TO HOUSING
	10-29180		,4,4	SCREW, ADAPTOR TO HOUSING
25	393-1280		1,1,1	ROTOR, DISTRIBUTOR
26	27-36268		1,1,1	GASKET, DISTRIBUTOR CAP TO ADAPTOR
27	393-1927A5		1,1,1	DISTRIBUTOR CAP ASSEMBLY
28	393-1293A1		1,1,1	BRUSH AND SPRING ASSEMBLY
29	22-25885		1,1,1	ELBOW, VENT HOSE - DISTRIBUTOR CAP
30	393-F1277		1,1,1	SIDE INLET ASSEMBLY
31	393-1292A1		1,1,1	BRUSH AND SPRING ASSEMBLY
32	27-26447		1,1,1	GASKET, SIDE INLET TO DISTRIBUTOR CAP
33	10-28258		2,,	SCREW, SIDE INLET TO DISTRIBUTOR CAP

CONTINUED ON NEXT PAGE ➡

# DISTRIBUTOR ASSEMBLY, COMPLETE

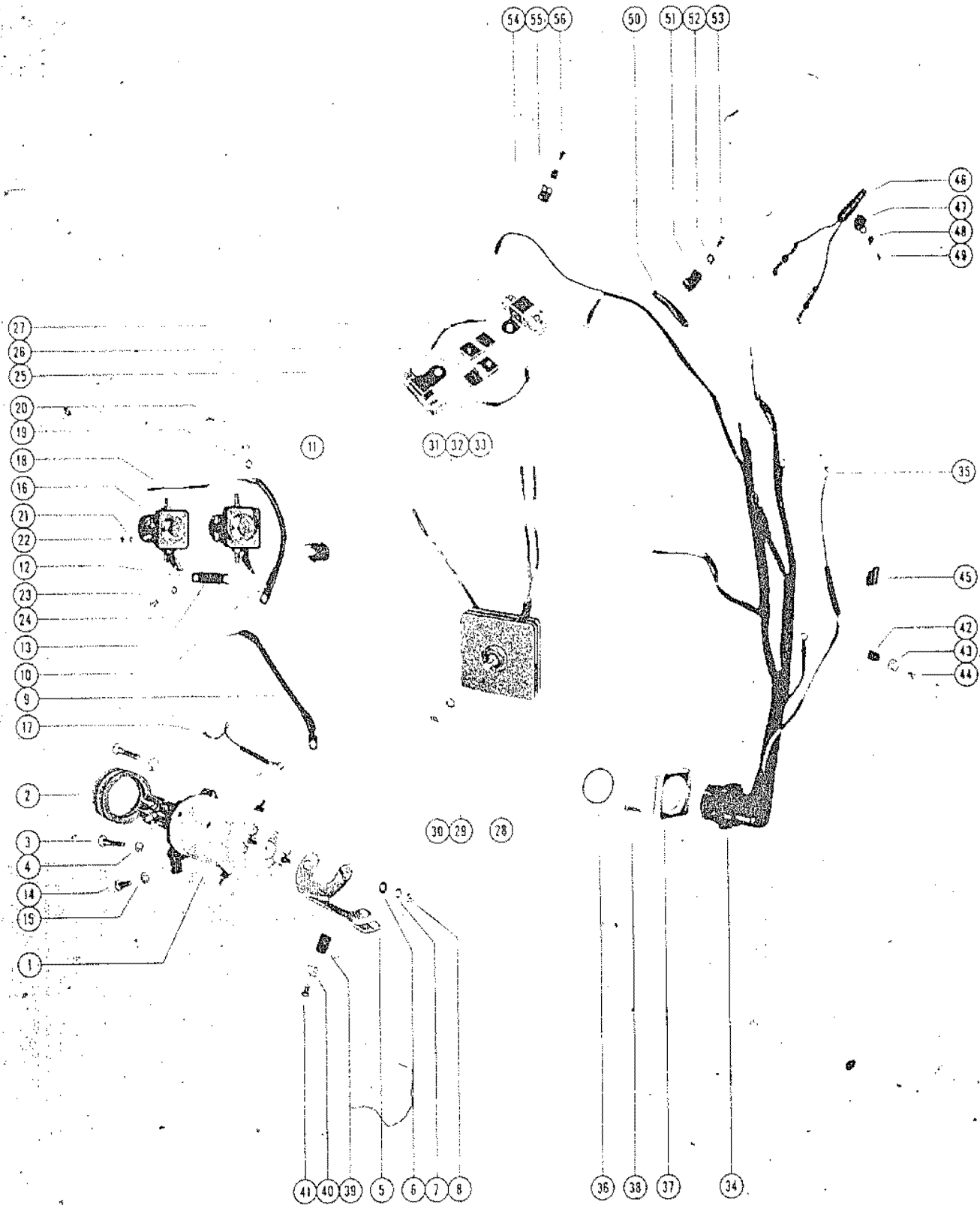




## DISTRIBUTOR ASSEMBLY, COMPLETE

REF. NO.	PART NO.	SYM.	QTY.	DESCRIPTION
33	10-29167		,2,2	SCREW, SIDE INLET TO DISTRIBUTOR CAP
34	10-28256		2,,	SCREW, DISTRIBUTOR CAP TO ADAPTOR
	10-29158		,2,2	SCREW, DISTRIBUTOR CAP TO ADAPTOR
35	14-29157		,2,2	TAB WASHER, DISTRIBUTOR CAP TO ADAPTOR SCREW
36	393-1621A1		1,1,1	HIGH TENSION CABLE ASSEMBLY (COIL #2)
37	393-1622A1		1,1,1	HIGH TENSION CABLE ASSEMBLY (COIL #1)
38	393-1275		2,2,2	SLEEVE, TERMINAL END COVER
39	20121		2,2,2	CONNECTOR, HIGH TENSION CABLE (CAP END)
40	25-26547		2,2,2	GROMMET, HIGH TENSION CABLE
41	26453A1		3,3,3	SPARK PLUG LEAD ASSEMBLY (#3, #4 AND #5)
42	26460A1		3,3,3	SPARK PLUG LEAD ASSEMBLY (#1, #2 AND #6)
39	20121		6,6,6	CONNECTOR, SPARK PLUG LEAD
38	393-1275		6,6,6	SLEEVE, TERMINAL END COVER
43	32-26624		1,1,1	SLEEVE, SPARK PLUG LEAD
44	32-26527		5,5,5	SLEEVE, SPARK PLUG LEAD
45	20119		6,6,6	PROTECTOR, SPARK PLUG

# STARTER MOTOR, STARTER SOLENOID, RECTIFIER AND WIRING HARNESS



# STARTER MOTOR, STARTER SOLENOID, RECTIFIER AND WIRING HARNES

REF. NO.	PART NO.	SYM.	QTY.	DESCRIPTION
1	50-28317		1,1,	STARTER MOTOR ASSEMBLY
	50-29037		,1,1	STARTER MOTOR ASSEMBLY
2	15-26496		AR,AR,AR	SHIM, STARTER MOTOR TO CRANKCASE FLANGE
3	10-22698		2,2,2	SCREW, STARTER MOTOR TO CRANKCASE
4	13-26993		2,2,2	LOCKWASHER, STARTER MOTOR TO CRANKCASE SCREW
5	27026		1,1,1	BRACKET, SUPPORTING - STARTER MOTOR
6	12-24664		2,2,2	WASHER, BRACKET TO STARTER MOTOR THRU BOLT
7	13-26992		2,2,2	LOCKWASHER, BRACKET TO STARTER MOTOR THRU BOLT
8	11-20890		2,2,2	NUT, BRACKET FASTENING TO THRU BOLT
9	26511		1,,1	CABLE, WIRE - STARTER MOTOR TO UPPER STARTER SOLENOID
	26510		,1,	CABLE, WIRE - STARTER MOTOR TO UPPER STARTER SOLENOID
10	25596		1,1,1	CABLE, WIRE - STARTER MOTOR TO LOWER STARTER SOLENOID
11	54-20534		1,1,1	CLAMP, LOWER CABLE - STARTER MOTOR TO STARTER SOLENOID
12	26478A1		1,1,1	JUMPER ASSEMBLY, SOLENOID TO SOLENOID
13	32-26622		1,1,1	SLEEVE, JUMPER
14	10-28635		1,,1	SCREW, HARNESS GROUND LEAD TO STARTER MOTOR
	10-29197		,1,	SCREW, HARNESS GROUND LEAD TO STARTER MOTOR
15	13-26992		1,,1	LOCKWASHER, HARNESS GROUND LEAD SCREW
16	28062		1,,	SOLENOID, STARTER
	28937		,1,1	SOLENOID, STARTER
17	28015A2		1,,	GROUND STRAP ASSEMBLY, SOLENOID TO STARTER MOTOR
18	28922		,1,1	LEAD, JUMPER - SOLENOID TO SOLENOID
19	13-26993		4,4,4	LOCKWASHER, SOLENOID TERMINAL (5/16)
20	11-20083		4,4,4	NUT, SOLENOID TERMINAL (5/16)
21	13-26996		4,4,4	LOCKWASHER, SOLENOID TERMINAL (#10)
22	11-20645		4,4,4	NUT, SOLENOID TERMINAL (#10)
23	10-26960		4,,	SCREW, SOLENOID TO STARTER MOTOR
	10-29238		,4,4	SCREW, SOLENOID TO STARTER MOTOR
24	13-26992		4,4,4	LOCKWASHER, SOLENOID TO STARTER MOTOR SCREW
25	393-1482		2,,	RESISTOR
	393-1572		,2,2	RESISTOR
26	28966		,2,2	SNUBER, RESISTOR TO TRANSFER PORT COVER SCREW
27	29112		,2,2	JUMPER, RESISTOR TO RESISTOR
28	27723A1		1,1,1	RECTIFIER ASSEMBLY (SUPERSEDED BY 29691A1)
29	13-26993		1,1,1	LOCKWASHER, RECTIFIER MOUNTING SCREW
30	11-21929		1,1,1	NUT, RECTIFIER MOUNTING SCREW
31	22691		2,2,2	INSULATOR, RECTIFIER LEAD
32	22647		3,3,3	DISCONNECT, KNIFE SPLICE - RECTIFIER LEAD
38	32-26528		3,3,3	SLEEVE, RECTIFIER LEAD

CONTINUED ON NEXT PAGE ➡

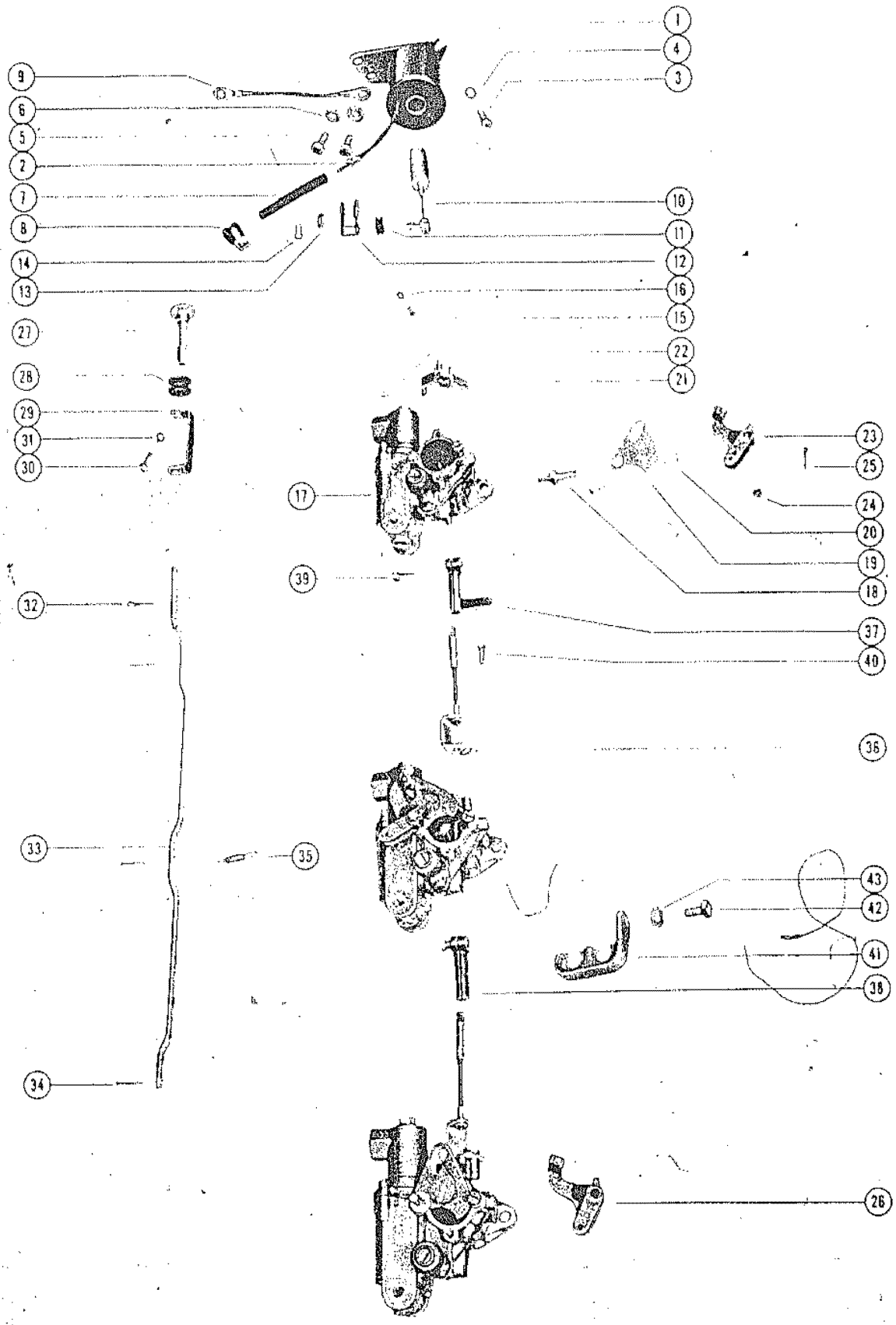
# STARTER MOTOR, STARTER SOLENOID, RECTIFIER AND WIRING HARNES



# STARTER MOTOR, STARTER SOLENOID, RECTIFIER AND WIRING HARNES

REF. NO.	PART NO.	SYM.	QTY.	DESCRIPTION
34	26481A1		1,,	WIRING HARNESS, INTERNAL
	28920		,1,1	WIRING HARNESS, INTERNAL (NOT AS SHOWN)
35	22647		2,2,2	DISCONNECT, KNIFE SPLICE - HARNESS LEAD
	22647		4,4,4	DISCONNECT, KNIFE SPLICE - HARNESS LEAD
36	24-28975		,1,1	SPRING, GARTER - INTERNAL WIRING HARNESS
37	26079		1,1,1	PLATE, WIRING HARNESS TO BOTTOM COWL
38	10-26128		4,4,4	SCREW, HARNESS PLATE TO BOTTOM COWL
39	54-20830		1,,	CLAMP, WIRING HARNESS TO STARTER BRACKET
	54-22627		,1,1	CLAMP, WIRING HARNESS TO STARTER BRACKET
40	22789		,1,1	"D" WASHER, HARNESS CLAMP SCREW
41	10-26548		1,1,1	SCREW, WIRING HARNESS CLAMP TO STARTER BRACKET
42	54-24836		1,,	CLIP, HARNESS RECTIFIER LEAD TO BRACKET
43	22789		1,,	"D" WASHER, HARNESS CLIP SCREW
44	10-30009		1,,	SCREW, HARNESS CLIP TO BRACKET
45	54-22783		2,2,2	"S" CLIP, HARNESS LEAD TO BOTTOM COWL
46	28265		1,,	SWITCH, MERCURY
	28921		,,1	SWITCH, MERCURY
47	54-22875		1,,1	CLAMP, MERCURY SWITCH FASTENING
48	22789		1,,1	"D" WASHER, MERCURY SWITCH CLAMP FASTENING SCREW
49	10-30009		1,,1	SCREW, CLAMP TO EXHAUST COVER
50	26934		1,,	INSULATOR, STATOR AND HARNESS LEAD
	32-26528		,2,	SLEEVE, HARNESS - DISTRIBUTOR LEAD
	32-28930		,,2	SLEEVE, HARNESS - MERCURY SWITCH AND DISTRIBUTOR LEAD
51	54-26550		1,,	CLIP, DISTRIBUTOR PRIMARY LEAD TO CRANKCASE
	54-24836		,1,1	CLIP, DISTRIBUTOR PRIMARY LEAD TO CRANKCASE
52	22789		1,1,1	"D" WASHER, DISTRIBUTOR PRIMARY GROUND LEAD CLIP
53	10-30009		1,1,1	SCREW, DISTRIBUTOR PRIMARY GROUND LEAD CLIP
54	54-22740		1,,	CLIP, HARNESS GROUND LEAD TO CRANKCASE FLANGE
	54-24836		,1,1	CLIP, HARNESS GROUND LEAD TO CRANKCASE FLANGE
55	22789		1,1,1	"D" WASHER, HARNESS GROUND LEAD CLIP
56	10-30009		1,1,1	SCREW, HARNESS GROUND LEAD CLIP

# CARBURETOR LINKAGE AND CHOKE SOLENOID(MARK 75A)

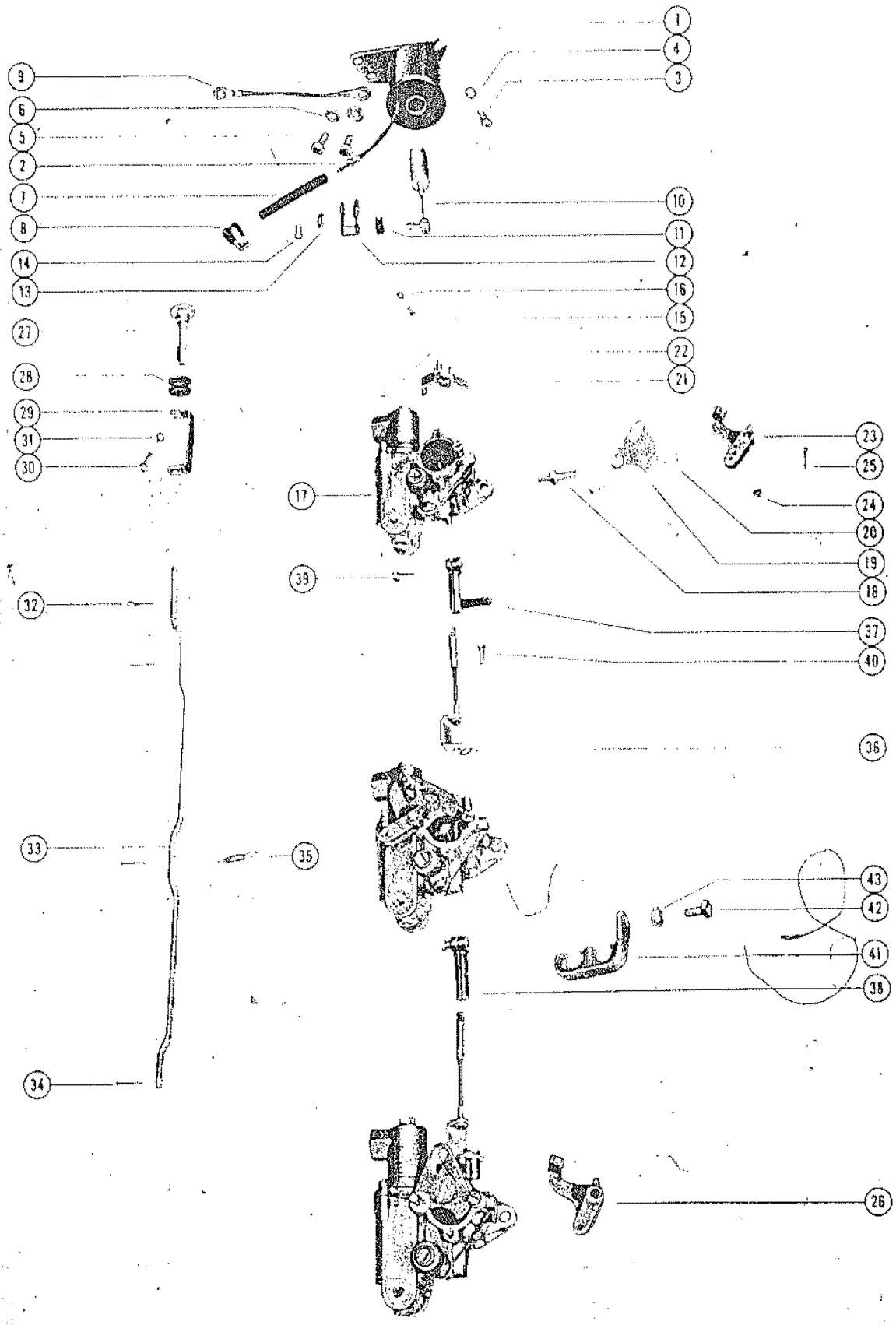


# CARBURETOR LINKAGE AND CHOKE SOLENOID(MARK 75A)

REF. NO.	PART NO.	SYM.	QTY.	DESCRIPTION
1	27030		0	CHOKE SOLENOID, TOP COWL 1
2	22647		1	DISCONNECT, KNIFE SPLICE - CHOKE SOLENOID
3	10-24773		1	SCREW, CHOKE SOLENOID TO TOP COWL
4	13-26991		1	LOCKWASHER, CHOKE SOLENOID SCREW
5	10-20540		2	SCREW, CHOKE SOLENOID TO TOP COWL
6	13-26992		2	LOCKWASHER, CHOKE SOLENOID SCREW
7	32-26693		1	SLEEVE, CHOKE SOLENOID LEAD WIRE
8	54-26643		1	CLIP, CHOKE SOLENOID WIRE
9	26716A1		1	GROUND STRAP ASSEMBLY, CHOKE SOLENOID TO ADAPTOR
-	<b>27031A2</b>		<b>1</b>	<b>PLUNGER ASSEMBLY, COMPLETE</b>
10	27031A1		1	PLUNGER AND LINK ASSEMBLY
11	25-26633		1	GROMMET, ADAPTOR PLATE
12	27126		1	PLATE, ADAPTOR
13	12-26014		1	WASHER, ADAPTOR
14	18-26953		1	COTTER PIN, ADAPTOR PLATE TO PLUNGER LINK
15	10-21281		1	SCREW, ADAPTOR PLATE TO UPPER CHOKE LEVER
16	13-26994		1	LOCKWASHER, ADAPTOR PLATE SCREW
17	1330-1263		3	CARBURETOR ASSEMBLY, COMPLETE <b>SERIAL 00000000-01113105</b>
	1330-1607		3	CARBURETOR ASSEMBLY, COMPLETE <b>SERIAL 01113106-09999999</b>
18	10-20176		3	SCREW, CHOKE LEVER PIVOT PIN
19	20173		3	SHUTTER, CHOKE
20	24-26067		3	SPRING, CHOKE SHUTTER
21	29193		1	CLUSTER, THROTTLE LEVER (UPPER CARBURETOR)
22	10-20847		1	SCREW, SET - CLUSTER TO THROTTLE LEVER
23	26645A1		1	CHOKE LEVER ASSEMBLY (UPPER CARBURETOR)
24	23-26888		2	BUSHING, NYLON - UPPER CHOKE LEVER
25	18-26953		1	COTTER PIN, CHOKE LEVER FASTENING (UPPER CARBURETOR)
26	25881A1		2	CHOKE LEVER ASSEMBLY (CENTER AND LOWER CARBURETOR)
27	22463		1	KNOB, CHOKE ROD
28	25-20116		1	GROMMET, CHOKE KNOB
29	22462		1	"U" LINK, CHOKE KNOB TO CHOKE ROD
30	10-20100		1	SCREW, "U" LINK TO KNOB
31	13-26996		1	LOCKWASHER, "U" LINK SCREW
32	18-20180		3	COTTER PIN, CHOKE LEVER AND ROD FASTENING
33	28973		1	ROD, CHOKE
34	17-25391		3	RIVET, CHOKE LEVER TO CHOKE ROD
35	24-26068		1	SPRING, CHOKE ROD POSITIONING
36	20185A1		2	BRACKET ASSEMBLY, THROTTLE PICKUP
37	29171		1	CLAMP, UPPER - BRACKET FLEXIBLE SHAFT (NOT AS SHOWN)

CONTINUED ON NEXT PAGE ➡

# CARBURETOR LINKAGE AND CHOKE SOLENOID(MARK 75A)

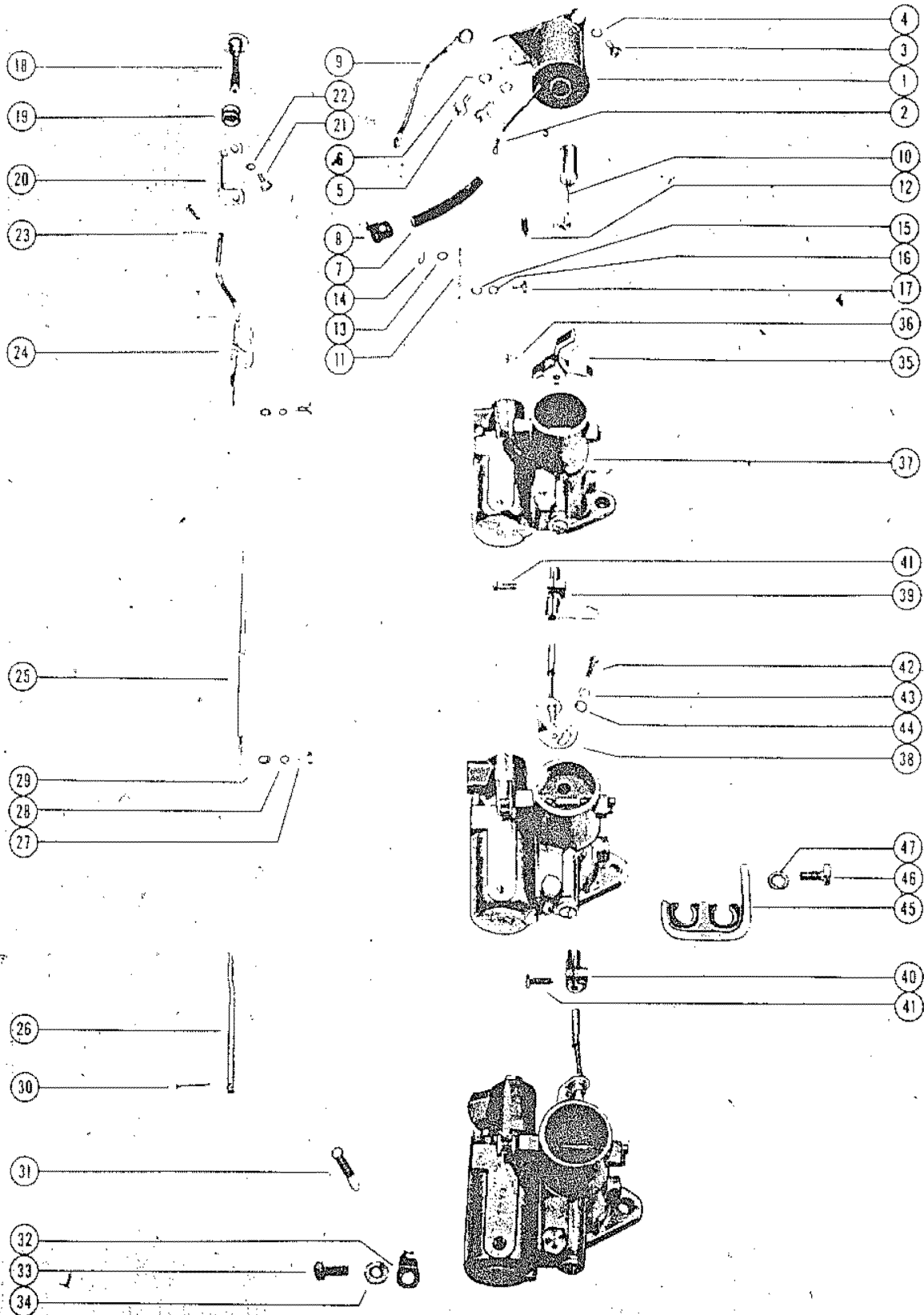




# CARBURETOR LINKAGE AND CHOKE SOLENOID(MARK 75A)

REF. NO.	PART NO.	SYM.	QTY.	DESCRIPTION
38	27870		1	CLAMP, LOWER - BRACKET FLEXIBLE SHAFT
39	10-20100		2	SCREW, UPPER AND LOWER CLAMP FASTENING
40	10-29239		2	SCREW, THROTTLE BRACKET MOUNTING
41	26977		1	BRACKET, COIL LEAD RETAINER
42	10-20031		1	SCREW, BRACKET TO CENTER CARBURETOR
43	13-21272		1	LOCKWASHER, BRACKET FASTENING SCREW

# CARBURETOR LINKAGE AND CHOKE SOLENOID(MARK 78, MARK 78A)

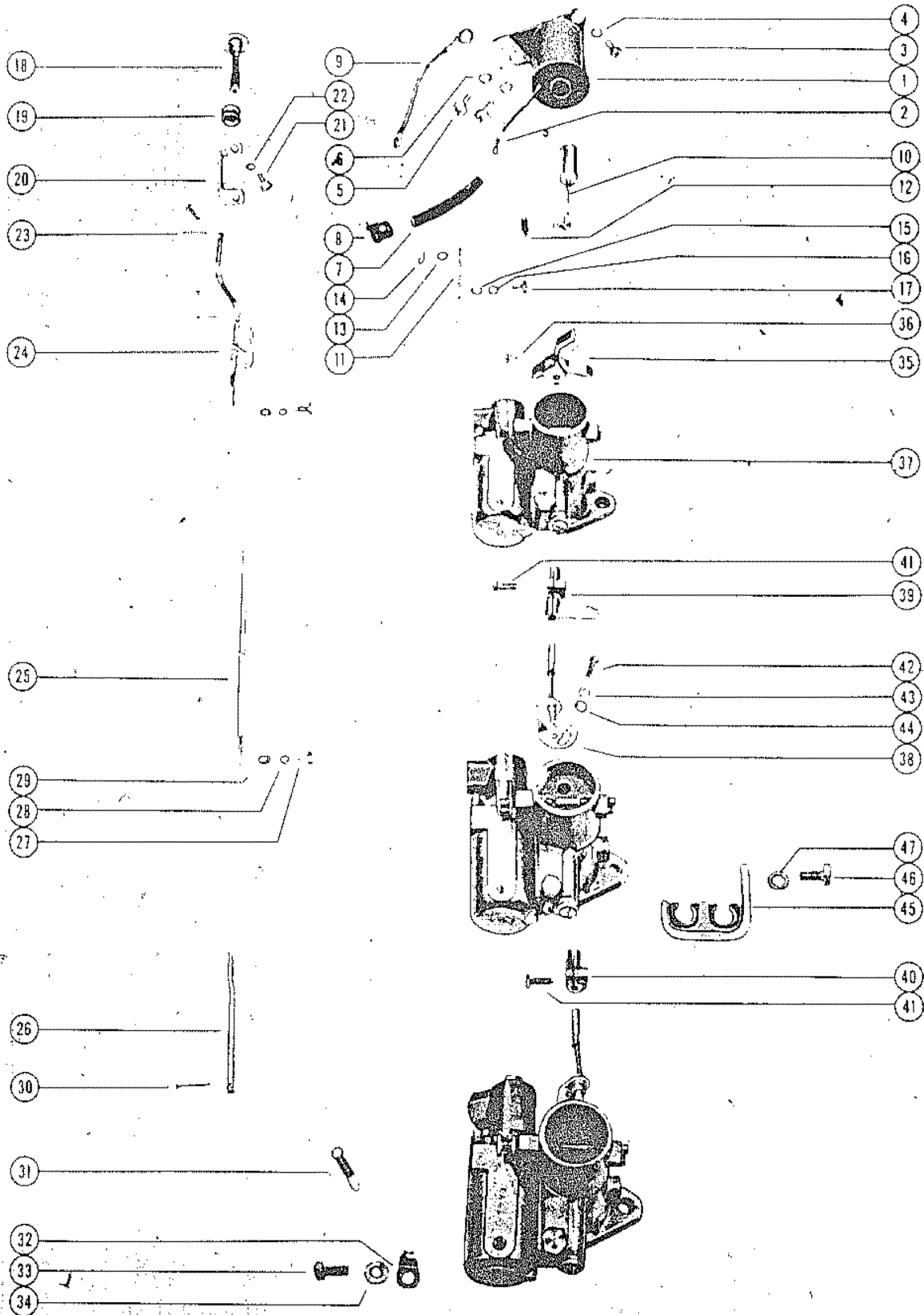


# CARBURETOR LINKAGE AND CHOKE SOLENOID(MARK 78, MARK 78A)

REF. NO.	PART NO.	SYM.	QTY.	DESCRIPTION
1	27030		1,1	CHOKE SOLENOID, TOP COWL
2	22647		1,1	DISCONNECT, KNIFE SPLICE - CHOKE SOLENOID
3	10-24773		1,1	SCREW, CHOKE SOLENOID TO TOP COWL
4	13-26991		1,1	LOCKWASHER, CHOKE SOLENOID SCREW
5	10-20540		2,2	SCREW, CHOKE SOLENOID TO TOP COWL
6	13-26992		2,2	LOCKWASHER, CHOKE SOLENOID SCREW
7	32-26693		1,1	SLEEVE, CHOKE SOLENOID LEAD WIRE
8	54-26643		1,1	CLIP, CHOKE SOLENOID WIRE
9	26716A1		1,1	GROUND STRAP ASSEMBLY, CHOKE SOLENOID TO ADAPTOR
10	27031A1		1,1	PLUNGER AND LINK ASSEMBLY, CHOKE SOLENOID
11	27710		1,1	PLATE, ADAPTOR - PLUNGER TO UPPER CHOKE ROD
12	25-26633		1,1	GROMMET, ADAPTOR PLATE
13	12-26014		1,1	WASHER, PLUNGER LINK
14	18-27769		1,	PIN (HAIR), PLATE TO PLUNGER LINK
	18-26953		,1	COTTER PIN, PLATE TO PLUNGER LINK
15	12-26014		1,1	WASHER, ADAPTOR PLATE SCREW
16	13-26996		1,1	LOCKWASHER, ADAPTOR PLATE SCREW
17	10-20055		1,1	SCREW, ADAPTOR PLATE TO UPPER CHOKE ROD
18	22463		1,1	KNOB, CHOKE ROD
19	25-20116		1,1	GROMMET, CHOKE ROD
20	22462		1,1	"U" LINK, CHOKE KNOB TO UPPER CHOKE ROD
21	10-20100		1,1	SCREW, "U" LINK TO CHOKE KNOB
22	13-26996		1,1	LOCKWASHER, "U" LINK SCREW
23	18-20180		1,1	COTTER PIN, "U" LINK TO UPPER CHOKE ROD
24	27982A1		1,	CHOKE ROD AND BRACKET ASSEMBLY, UPPER
	28974A1		,1	CHOKE ROD AND BRACKET ASSEMBLY, UPPER
25	27983		1,1	CHOKE ROD, CENTER
26	27918		1,1	CHOKE ROD, LOWER
27	10-28461		2,2	SCREW, UPPER ROD TO CENTER ROD TO LOWER ROD
28	13-26994		2,2	LOCKWASHER, CHOKE ROD SCREW
29	12-27882		2,2	WASHER, CHOKE ROD SCREW
30	17-25391		3,3	RIVET, CHOKE ROD TO CHOKE LEVER
31	24-28361		1,	SPRING, CHOKE ROD TENSION
	24-28965		,1	SPRING, CHOKE ROD TENSION
32	27711		1,1	RETAINER, CHOKE ROD SPIRNG TO CARBURETOR
33	10-28713		1,1	SCREW, RETAINER TO LOWER CARBURETOR
34	13-26992		1,1	LOCKWASHER, RETAINER FASTENING SCREW
35	27977		1,1	CLUSTER, THROTTLE LEVER (UPPER CARBURETOR)
36	10-20847		1,1	SCREW, CLUSTER TO THROTTLE LEVER
37	1333-1387		3,3	CARBURETOR ASSEMBLY, COMPLETE
38	28007A1		2,2	THROTTLE PICKUP BRACKET ASSEMBLY
39	27869		1,1	CLAMP, UPPER - THROTTLE PICKUP BRACKET

CONTINUED ON NEXT PAGE ➡

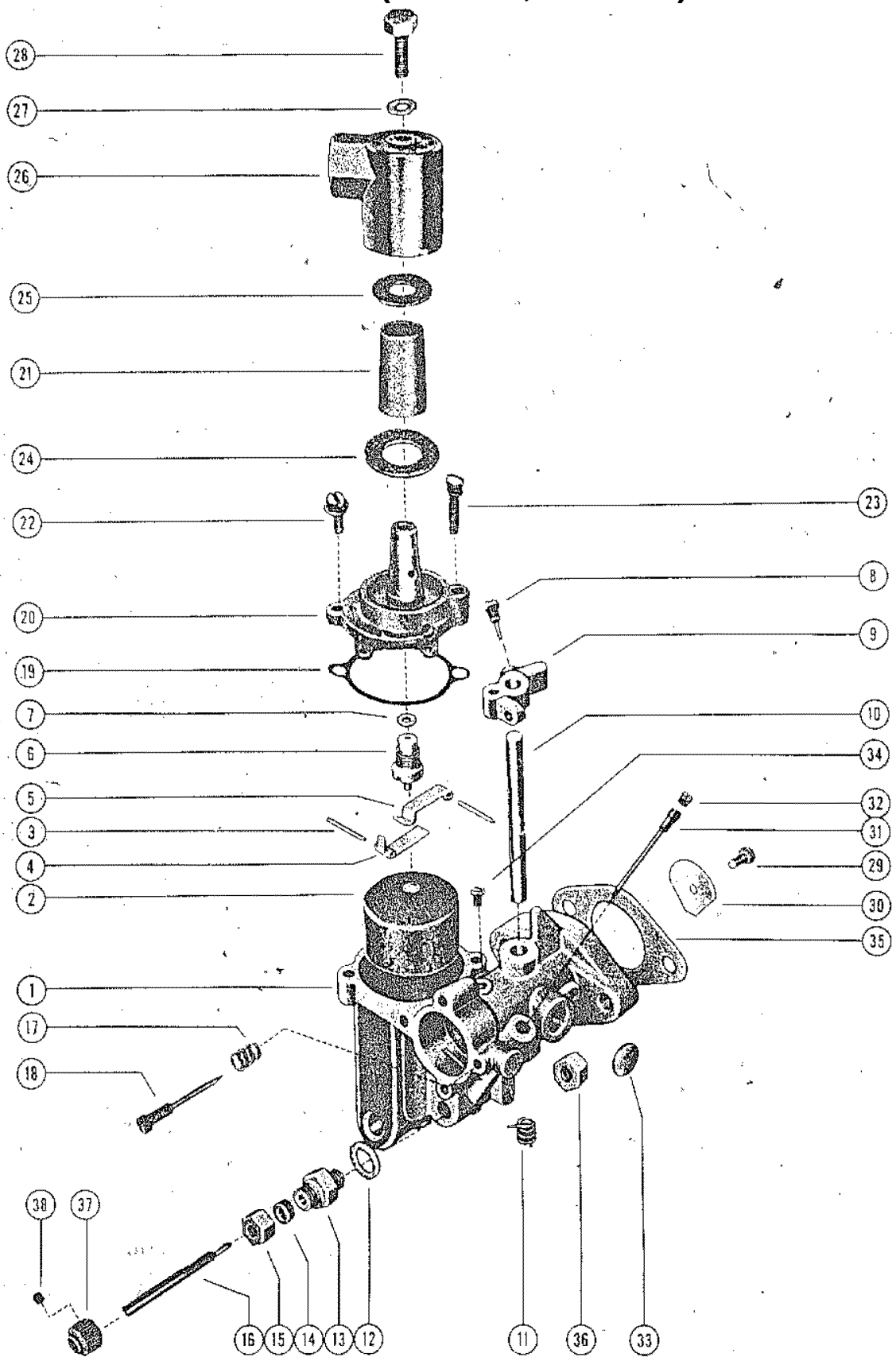
# CARBURETOR LINKAGE AND CHOKE SOLENOID(MARK 78, MARK 78A)



## CARBURETOR LINKAGE AND CHOKE SOLENOID(MARK 78, MARK 78A)

REF. NO.	PART NO.	SYM.	QTY.	DESCRIPTION
40	27870		1,1	CLAMP, LOWER - THROTTLE PICKUP BRACKET
41	10-20100		2,2	SCREW, UPPER AND LOWER CLAMP FASTENING
42	10-20191		2,	SCREW, THROTTLE BRACKET MOUNTING
	10-29239		,2	SCREW, THROTTLE BRACKET MOUNTING
43	13-26995		3,	LOCKWASHER, BRACKET MOUNTING SCREW
44	12-20192		3,	WASHER, BRACKET MOUNTING SCREW
45	26977		1,1	BRACKET, COIL LEAD RETAINER
46	10-20031		1,1	SCREW, RETAINER BRACKET TO CENTER CARBURETOR
47	13-21272		1,1	LOCKWASHER, BRACKET FASTENING SCREW

# CARBURETOR ASSEMBLY(AJ-53A, AJ-55A)

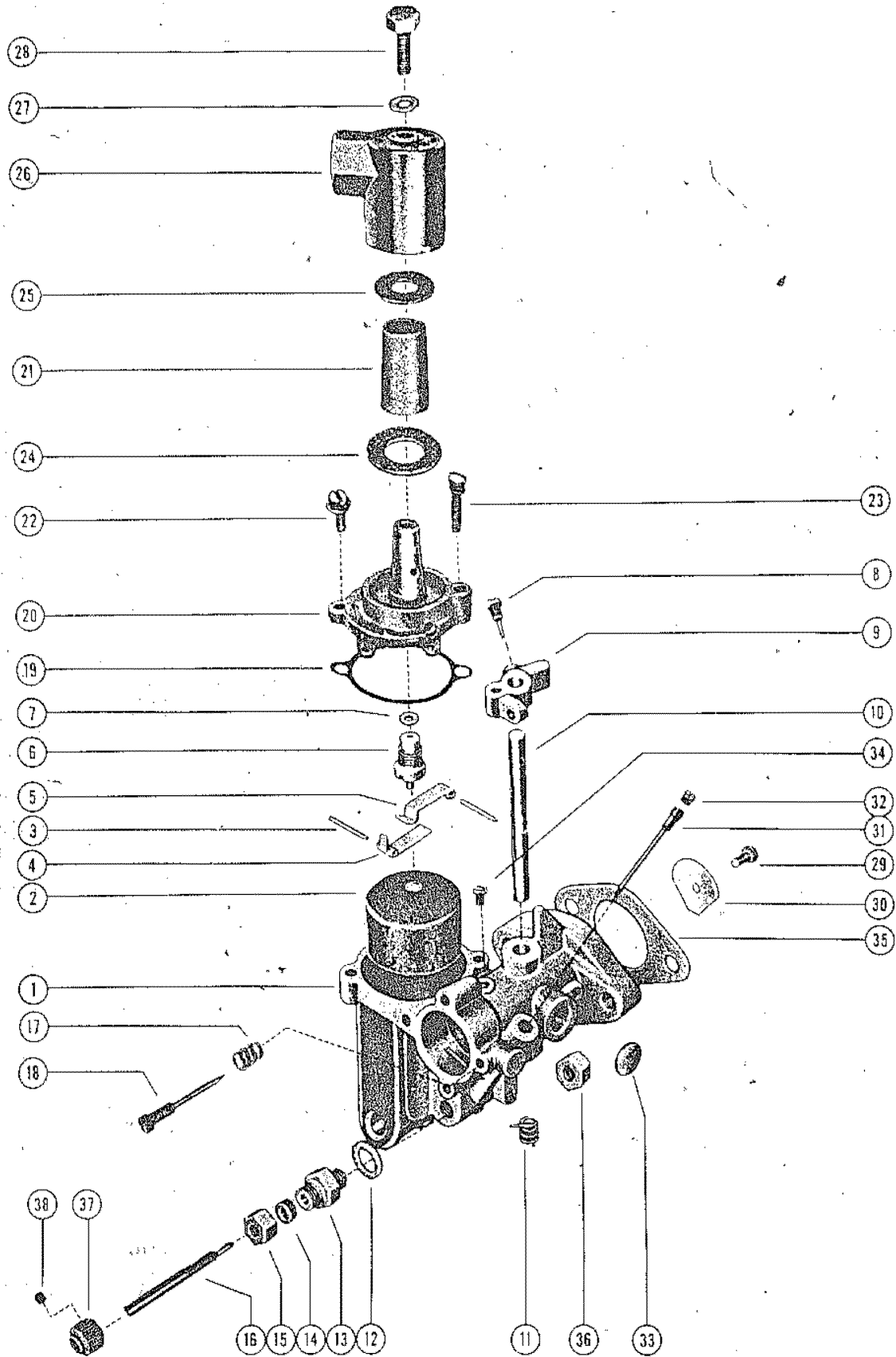


## CARBURETOR ASSEMBLY(AJ-53A, AJ-55A)

REF. NO.	PART NO.	SYM.	QTY.	DESCRIPTION
1	1330-1263		3,	CARBURETOR ASSEMBLY (TILLOTSON AJ-53A)
	1330-1607		,3	CARBURETOR ASSEMBLY (TILLOTSON AJ-55A)
2	1399-110A1		3,3	FLOAT ASSEMBLY
3	17-20853		6,6	PIN, FLOAT LEVER PIN
4	1399-102		3,3	LEVER, FLOAT (LOWER)
5	1399-101		3,3	LEVER, FLOAT (UPPER)
6	1399-1138		3,3	INLET NEEDLE, SEAT AND GASKET
7	27-25033		3,3	GASKET, INLET SEAT
8	10-20847		3,3	SCREW, THROTTLE STOP LEVER
9	1399-97		2,2	LEVER, THROTTLE STOP (SEE NOTE BELOW)
10	1399-933		3,3	SHAFT, THROTTLE
11	24-20869		1,1	SPRING, THROTTLE SHAFT RETURN (UPPER CARBURETOR)
	24-26890		2,2	SPRING, THROTTLE SHAFT RETURN (CENTER AND LOWER CARBURETOR)
12	27-20848		3,	GASKET, MAIN ADJUSTMENT SCREW GLAND
13	1399-94		3,	GLAND, MAIN ADJUSTMENT SCREW
14	1399-108		3,	PACKING, MAIN ADJUSTMENT SCREW
15	11-20849		3,	NUT, MAIN ADJUSTMENT SCREW
16	1399-932		3,	SCREW, MAIN ADJUSTMENT
-	<b>1399-1655</b>		<b>,3</b>	<b>JET, MAIN FUEL (.055) - STANDARD</b>
-	<b>1399-1653</b>		<b>,3</b>	<b>JET, MAIN FUEL (.053)</b>
-	<b>1399-1651</b>		<b>,3</b>	<b>JET, MAIN FUEL (.051)</b>
-	<b>27-28409</b>		<b>,3</b>	<b>GASKET, MAIN FUEL JET</b>
-	<b>24-27160</b>		<b>3,3</b>	<b>SPRING, IDLE ADJUSTMENT SCREW</b>
18	1399-931		3,3	SCREW, IDLE ADJUSTMENT
19	1399-99		3,3	GASKET, FLOAT BOWL COVER
20	1399-1133		3,3	COVER, FLOAT BOWL
21	1399-1136		3,3	ELEMENT, FILTER
22	10-20854		3,3	SCREW, FLOAT BOWL COVER (SHORT)
23	10-25850		3,3	SCREW, FLOAT BOWL COVER (LONG)
24	27-25851		3,3	GASKET, STRAINER COVER (LARGE)
25	27-25849		3,3	GASKET, STRAINER COVER (SMALL)
26	1399-1135		3,3	COVER, STRAINER
27	27-25848		3,3	GASKET, STRAINER COVER SCREW
28	10-25822		3,3	SCREW, STRAINER COVER FASTENING
29	10-23035		3,3	SCREW AND LOCKWASHER, THROTTLE SHUTTER
30	1399-107		3,3	SHUTTER, THROTTLE
31	1399-960		3,3	TUBE, BY-PASS
32	10-23030		3,3	SCREW, PLUG - BY-PASS TUBE
33	19-20011		3,3	WELCH PLUG, BODY CHANNEL
34	10-20870		3,3	SCREW, PLUG - BODY CHANNEL
-	<b>10-28405</b>		<b>,3</b>	<b>SCREW, PLUG - MAIN FUEL JET CHANNEL</b>
-	<b>27-28406</b>		<b>,3</b>	<b>GASKET, JET CHANNEL PLUG SCREW</b>

CONTINUED ON NEXT PAGE ➡

# CARBURETOR ASSEMBLY(AJ-53A, AJ-55A)

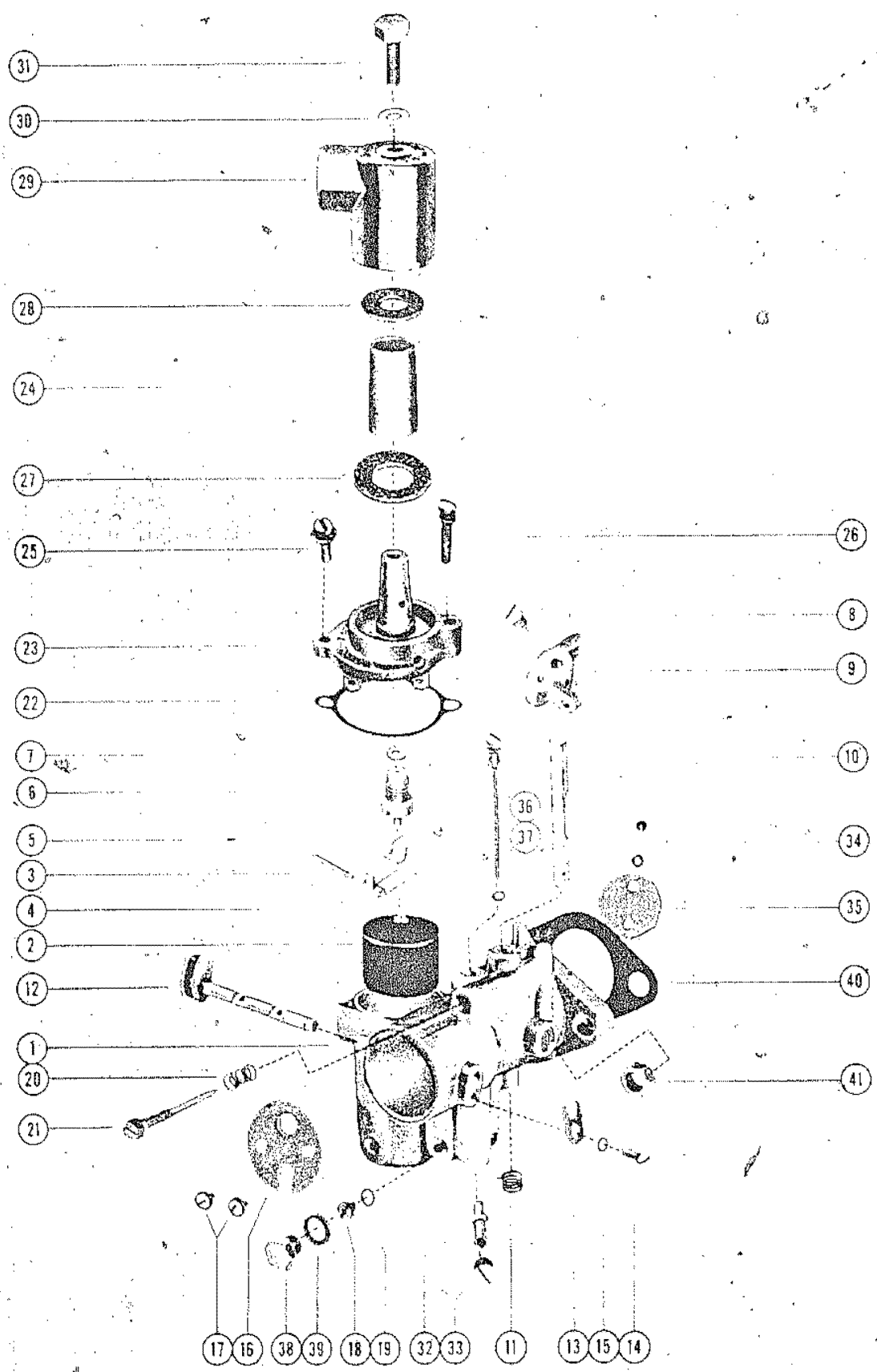




## CARBURETOR ASSEMBLY(AJ-53A, AJ-55A)

REF. NO.	PART NO.	SYM.	QTY.	DESCRIPTION
-	1399-1145		3,3	GASKET AND PACKING SET 1 PER CARBURETOR
-	1399-1146		3,	REPAIR PARTS KIT 1 PER CARBURETOR
-	1399-1625		,3	REPAIR PARTS KIT 1 PER CARBURETOR
35	27-20183		3,3	GASKET, CARBURETOR FLANGE
36	11-24652		6,6	NUT, CARBURETOR MOUNTING STUD
37	24823A1		3,	KNOB ASSEMBLY, MAIN ADJUSTMENT SCREW
38	10-22928		3,	SCREW, KNOB FASTENING

# CARBURETOR ASSEMBLY(MARK 78, MARK 78A)

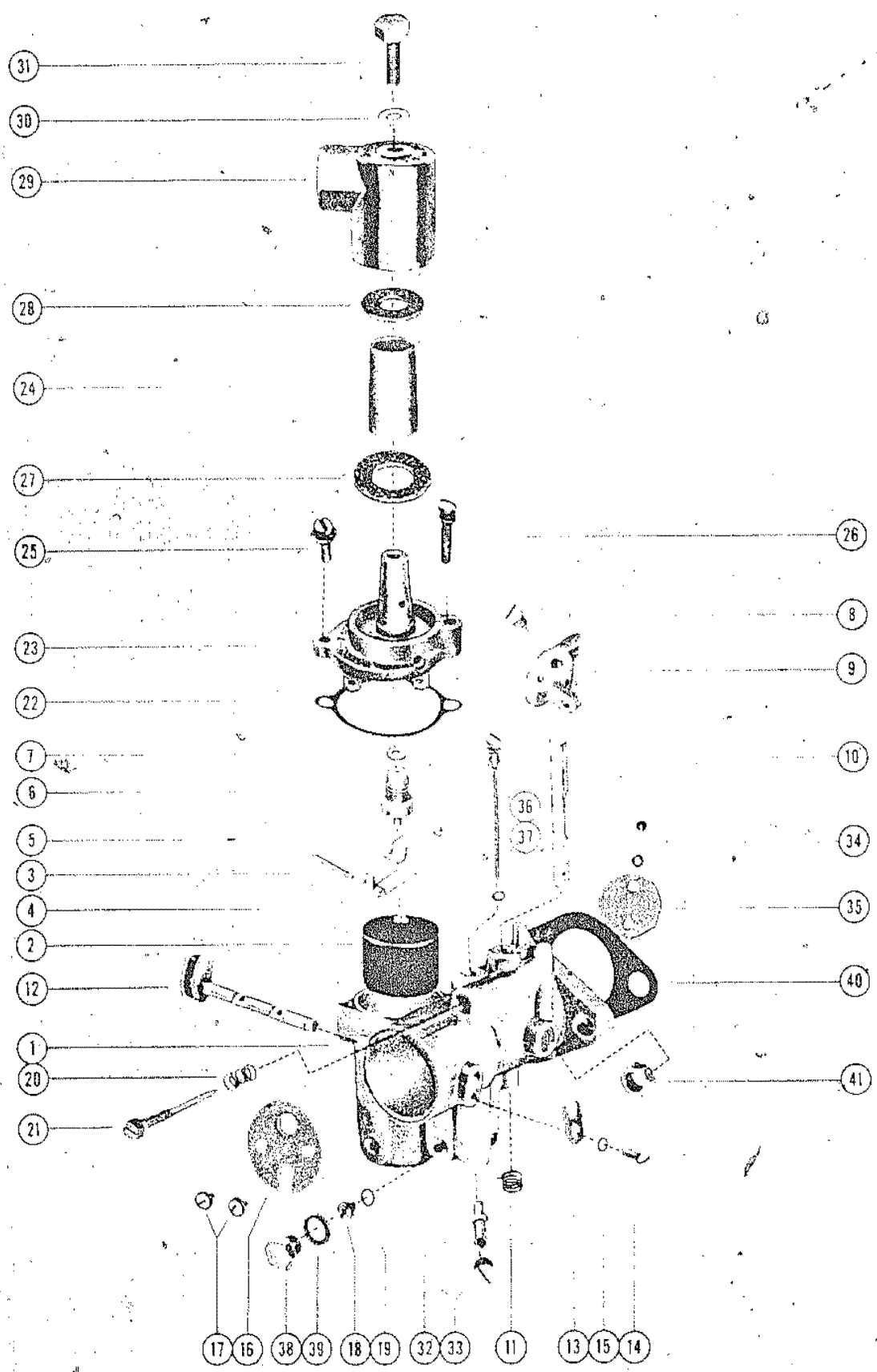


# CARBURETOR ASSEMBLY(MARK 78, MARK 78A)

REF. NO.	PART NO.	SYM.	QTY.	DESCRIPTION
1	1333-1387		3,3	CARBURETOR ASSEMBLY, COMPLETE (KA-2A)
2	1399-110A1		3,3	FLOAT ASSEMBLY
3	17-20853		6,6	PIN, FLOAT LEVER PINION
4	1399-102		3,3	LEVER, FLOAT (LOWER)
5	1399-101		3,3	LEVER, FLOAT (UPPER)
6	1399-1473		3,3	INLET NEEDLE, SEAT AND GASKET
7	27-25033		3,3	GASKET, INLET SEAT
8	10-20847		3,3	SCREW, THROTTLE STOP LEVER
9	1399-97		3,3	LEVER, THROTTLE STOP (SEE NOTE BELOW)
10	1399-1475		3,3	SHAFT, THROTTLE
11	24-20869		1,1	SPRING, THROTTLE SHAFT RETURN (UPPER CARBURETOR)
	24-26890		2,2	SPRING, THROTTLE SHAFT RETURN (CENTER AND LOWER CARBURETOR)
12	1399-1469		3,3	CHOKE SHAFT AND LEVER
13	54-28407		3,3	CLIP, CHOKE SHAFT RETAINING
14	10-28408		3,3	SCREW, RETAINING CLIP TO LOWER CARBURETOR
15	13-26995		3,3	LOCKWASHER, RETAINING CLIP SCREW
16	1399-1470		3,3	SHUTTER, CHOKE
17	10-23035		6,6	SCREW AND LOCKWASHER, CHOKE SHUTTER
18	1399-1457		OPT.,OPT.	JET, MAIN FUEL (.057)
	1399-1459		OPT.,OPT.	JET, MAIN FUEL (.059)
	1399-1461		OPT.,OPT.	JET, MAIN FUEL (.061)
	1399-1463		3,3	JET, MAIN FUEL (.063 - STD.)(SEE BULLETIN #265 DATED 2-4-58
	1399-1465		OPT.,OPT.	JET, MAIN FUEL (.065)
	1399-1467		OPT.,OPT.	JET, MAIN FUEL (.067)
19	27-28409		3,3	GASKET, MAIN FUEL JET
20	24-27160		3,3	SPRING, IDLE ADJUSTMENT SCREW
21	1399-1608		3,3	SCREW, IDLE ADJUSTMENT
22	1399-99		3,3	GASKET, FLOAT BOWL COVER
23	1399-1133		3,3	COVER, FLOAT BOWL
24	1399-1136		3,3	ELEMENT, FILTER
25	10-20854		3,3	SCREW, FLOAT BOWL COVER (SHORT)
26	10-25850		3,3	SCREW, FLOAT BOWL COVER (LONG)
27	27-25851		3,3	GASKET, STRAINER COVER (LARGE)
28	27-25849		3,3	GASKET, STRAINER COVER (SMALL)
29	1399-1135		3,3	COVER, STRAINER
20	27-25848		3,3	GASKET, STRAINER COVER SCREW
31	10-25822		3,3	SCREW, STRAINER COVER FASTENING
32	1399-1474		3,3	NOZZLE, MAIN
33	10-23178		3,3	SCREW, PLUG - MAIN NOZZLE
34	10-23035		6,6	SCREW AND LOCKWASHER, THROTTLE SHUTTER
35	1399-1476		3,3	SHUTTER, THROTTLE

CONTINUED ON NEXT PAGE ➡

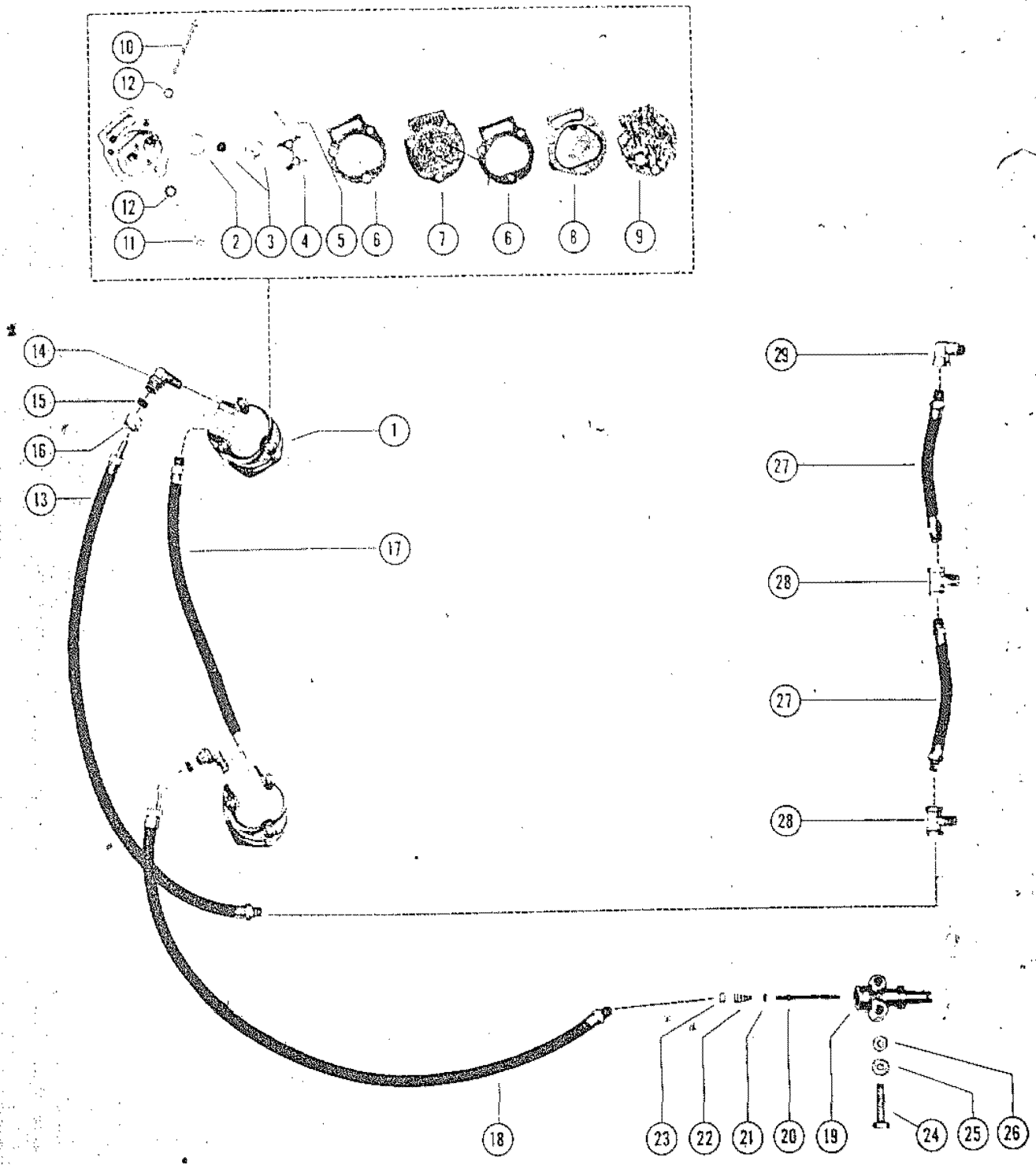
# CARBURETOR ASSEMBLY(MARK 78, MARK 78A)



## CARBURETOR ASSEMBLY(MARK 78, MARK 78A)

REF. NO.	PART NO.	SYM.	QTY.	DESCRIPTION
36	1399-1472		3,3	TUBE, IDLE
37	27-23180		3,3	GASKET, IDLE TUBE
-	<b>19-20011</b>		<b>3,3</b>	<b>WELCH PLUG, BODY CHANNEL</b>
38	10-28405		3,3	SCREW, PLUG - BODY CHANNEL
39	27-28406		3,3	GASKET, BODY CHANNEL PLUG SCREW
-	<b>1399-1477</b>		<b>3,3</b>	<b>GASKET AND PACKING SET (1 PER CARBURETOR)</b>
-	<b>1399-1478</b>		<b>3,3</b>	<b>REPAIR PARTS KIT (1 PER CARBURETOR)</b>
40	27-26891		3,3	GASKET, CARBURETOR FLANGE
41	11-20083		6,	NUT, CARBURETOR MOUNTING STUD
	11-29250		,6	NUT, CARBURETOR MOUNTING STUD
42	12-20084		6,	WASHER, CARBURETOR MOUNTING STUD

# FUEL PUMP AND FUEL LINES

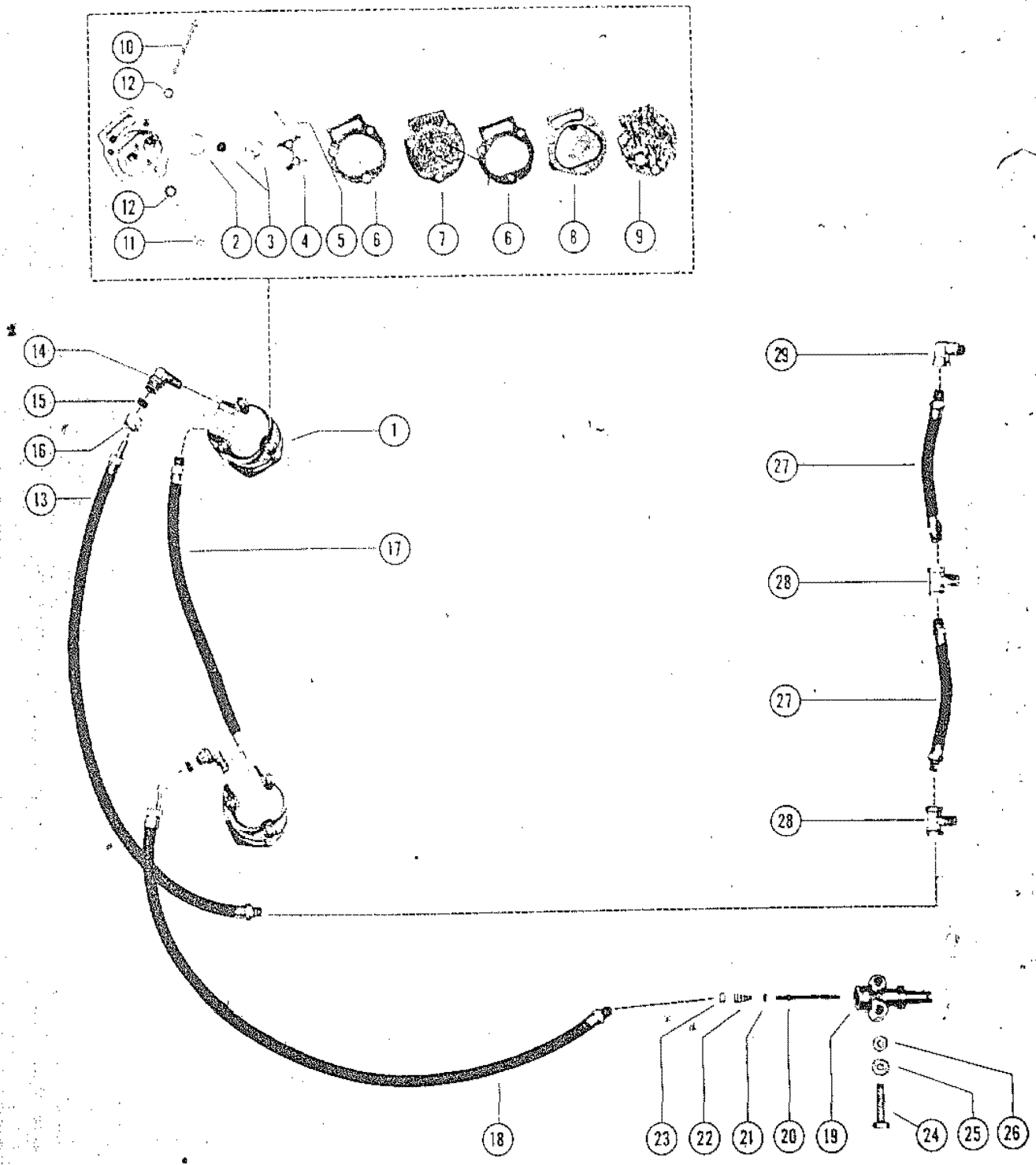


# FUEL PUMP AND FUEL LINES

REF. NO.	PART NO.	SYM.	QTY.	DESCRIPTION
1	23009A1		2,2,2	FUEL PUMP ASSEMBLY
2	27-23005		4,4,4	GASKET, CHECK VALVE TO HOUSING
3	21-30430		4,4,4	VALVE, CHECK - FUEL PUMP
4	23004		2,2,2	RETAINER, CHECK VALVE
5	10-20037		4,4,4	SCREW, RETAINER TO HOUSING
6	27-24863		4,4,4	GASKET, FUEL PUMP
7	23014		2,2,2	DIAPHRAGM, FUEL PUMP
1	29178A2		,1,1	FUEL PUMP ASSEMBLY, UPPER
2	27-23005		,2,2	GASKET, CHECK VALVE TO HOUSING
3	21-30430		,2,2	VALVE, CHECK - FUEL PUMP
4	23004		,1,1	RETAINER, CHECK VALVE
5	10-20037		,2,2	SCREW, RETAINER TO HOUSING
6	27-24863		,2,2	GASKET, FUEL PUMP
7	23014		,1,1	DIAPHRAGM, FUEL PUMP
-	<b>22-29380</b>		<b>,1,1</b>	<b>PLUG, PIPE - FUEL PUMP HOUSING OUTLET</b>
1	29127A2		,1,1	FUEL PUMP ASSEMBLY, LOWER
2	27-23005		,2,2	GASKET, CHECK VALVE TO HOUSING
3	21-30430		,2,2	VALVE, CHECK - FUEL PUMP
4	23004		,1,1	RETAINER, CHECK VALVE
5	10-20037		,2,2	SCREW, RETAINER TO HOUSING
6	27-24863		,2,2	GASKET, FUEL PUMP
7	23014		,1,1	DIAPHRAGM, FUEL PUMP
8	23008		2,,	COVER, FUEL PUMP
	23008		,1,1	COVER, FUEL PUMP - LOWER PUMP
	29044		,1,1	COVER, FUEL PUMP - UPPER PUMP
9	27-23013		2,2,2	GASKET, FUEL PUMP COVER
10	10-25211		4,,	SCREW, FUEL PUMP MOUNTING (1 7/8")
	10-29030		,4,4	SCREW, FUEL PUMP MOUNTING (1 7/8")
	10-29126		,4,4	SCREW, FUEL PUMP MOUNTING (1 3/4")
11	10-25207		2,,	SCREW, FUEL PUMP MOUNTING (1 1/2")
	10-29029		,2,2	SCREW, FUEL PUMP MOUNTING (1 1/2")
12	13-26996		6,,	LOCKWASHER, FUEL PUMP MOUNTING SCREW
13	32-30035		1,1,1	FUEL LINE, UPPER PUMP TO LOWER CARBURETOR
14	22-22995		1,1,1	ELBOW, UPPER FUEL PUMP OUTLET
15	22-22946		1,1,1	SLEEVE, RUBBER
16	11-22948		1,1,1	NUT, ELBOW
17	32-28604		1,1,1	FUEL LINE, LOWER PUMP OUTLET TO UPPER PUMP INLET (12 3/4")
	32-29278		,1,1	FUEL LINE, LOWER PUMP OUTLET TO UPPER PUMP INLET (8")
14	22-22995		1,1,1	ELBOW, LOWER FUEL PUMP INLET
15	22-22946		1,1,1	SLEEVE, RUBBER
16	11-22948		1,1,1	NUT, ELBOW
18	32-23761		1,1,1	FUEL LINE, ADAPTOR TO LOWER FUEL PUMP

CONTINUED ON NEXT PAGE ➡

# FUEL PUMP AND FUEL LINES

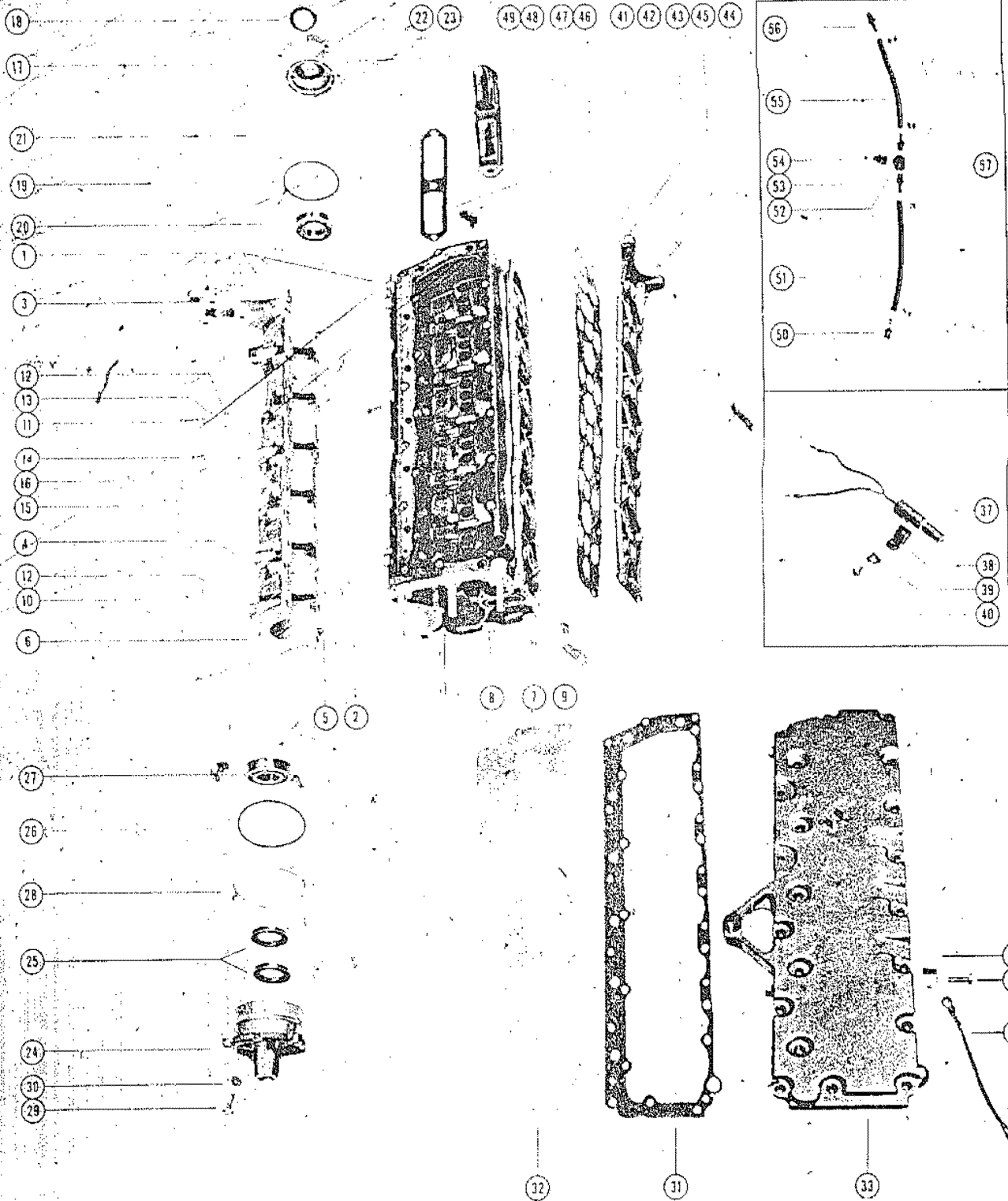




## FUEL PUMP AND FUEL LINES

REF. NO.	PART NO.	SYM.	QTY.	DESCRIPTION
19	22833		1,1,1	ADAPTOR, CHECK UNIT (FUEL LINE)
20	23069		1,1,1	STEM, CHECK UNIT ADAPTOR
21	25-20415		1,1,1	"O" RING, ADAPTOR STEM
22	24-23067		1,1,1	SPRING, ADAPTOR STEM
23	23068		1,1,1	CUP WASHER, ADAPTOR
24	10-20784		2,2,2	SCREW, ADAPTOR TO BOTTOM COWL
25	13-26992		2,,	LOCKWASHER, ADAPTOR FASTENING SCREW
26	11-21825		2,,	NUT, ADAPTOR FASTENING SCREW
	11-20184		,2,2	NUT, ADAPTOR FASTENING SCREW
27	32-29194		2,2,2	FUEL LINE, UPPER TO CENTER TO LOWER CARBURETOR
28	22-25956		2,2,2	TEE, CENTER AND LOWER CARBURETOR
29	22-25443		1,1,1	ELBOW, UPPER CARBURETOR TO FUEL LINE

# CYLINDER BLOCK AND CRANKCASE ASSEMBLY

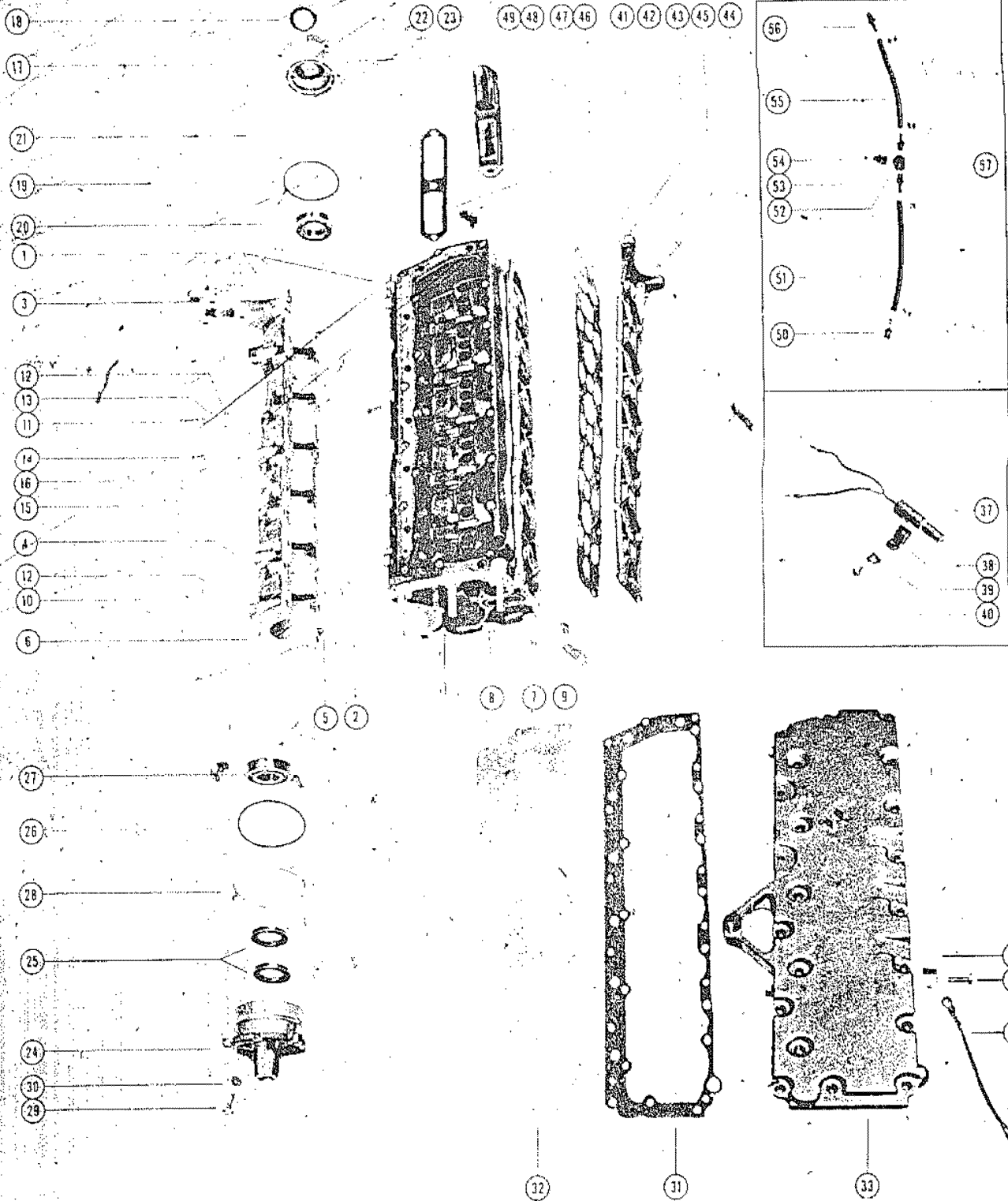


# CYLINDER BLOCK AND CRANKCASE ASSEMBLY

REF. NO.	PART NO.	SYM.	QTY.	DESCRIPTION
1	832-1411A3		1,,1	CYLINDER BLOCK AND CRANKCASE ASSEMBLY
	832-1411A5		,1,	CYLINDER BLOCK AND CRANKCASE ASSEMBLY
2	17-20032		3,3,3	DOWEL PIN, CYLINDER BLOCK TO MAIN BEARING
3	23-26348		2,2,2	BUSHING, CRANKCASE - COWL MOUNTING STUD
4	16-21831		6,,6	STUD, CARBURETOR MOUNTING
	16-25385		,6,	STUD, CARBURETOR MOUNTING
5	17-20033		2,2,2	DOWEL PIN, CRANKCASE TO CYLINDER BLOCK
6	16-26133		2,2,2	STUD, CRANKCASE TO DRIVE SHAFT HOUSING
7	16-26135		4,4,4	STUD, CYLINDER BLOCK TO DRIVE SHAFT HOUSING
8	16-26134		2,2,2	STUD, CYLINDER BLOCK TO DRIVE SHAFT HOUSING
9	22-21290		AR,,AR	PLUG, PIPE - BLEED HOLE
10	10-22039		2,2,2	SCREW, CRANKCASE TO CYLINDER BLOCK (2 3/4")
	10-27005		1,1,1	SCREW, CRANKCASE TO CYLINDER BLOCK (2 7/8")
	10-26132		2,2,2	SCREW, CRANKCASE TO CYLINDER BLOCK (2 1/2")
11	10-22040		18,18,18	SCREW, CRANKCASE TO CYLINDER BLOCK (1 1/2")
	10-21574		3,3,3	SCREW, CRANKCASE TO CYLINDER BLOCK (1 5/8")
12	11-29250		26,26,26	NUT, CRANKCASE FASTENING SCREW
13	26551		1,1,1	BRACKET, CLAMP EXTENSION
14	10-20089		3,3,3	SCREW, MAIN BEARING LOCKING
15	10-20359		2,2,2	SCREW, CENTER MAIN BEARING LOCKING
16	14-20091		5,5,5	TAB WASHER, BEARING LOCKING SCREW
17	1100-1438A1		1,1,1	END CAP ASSEMBLY, UPPER
18	26-29476		1,1,1	OIL SEAL
19	25-20081		1,1,1	"O" RING
20	30-20080		1,1,1	BEARING, BALL
21	15-20082		AR,AR,AR	SHIM, END CAP TO CRANKCASE (.002-3-5-10)
22	10-29256		4,,	SCREW, END CAP MOUNTING
	10-29198		,4,4	SCREW, END CAP MOUNTING
23	13-26993		4,,	LOCKWASHER, END CAP MOUNTING SCREW
24	1102-1484A1		1,,	END CAP ASSEMBLY, LOWER
25	26-29476		2,,	OIL SEAL
26	25-20081		1,,	"O" RING
27	30-20080		1,,	BEARING, BALL
24	1102-1485A1		1,1,1	END CAP ASSEMBLY, LOWER
25	26-29476		1,1,1	OIL SEAL
	26-29478		1,1,1	OIL SEAL
26	25-20081		1,1,1	"O" RING
27	30-20080		1,1,1	BEARING, BALL
-	<b>21-28481A1</b>		<b>1,1,1</b>	<b>CHECK VALVE ASSEMBLY, END CAP</b>
28	15-20085		AR,AR,AR	SHIM, END CAP TO CRANKCASE (.002-3-5-10)
29	10-29256		3,,	SCREW, END CAP MOUNTING
	10-29198		,3,3	SCREW, END CAP MOUNTING
30	13-26993		3,,	LOCKWASHER, END CAP MOUNTING SCREW

CONTINUED ON NEXT PAGE ➡

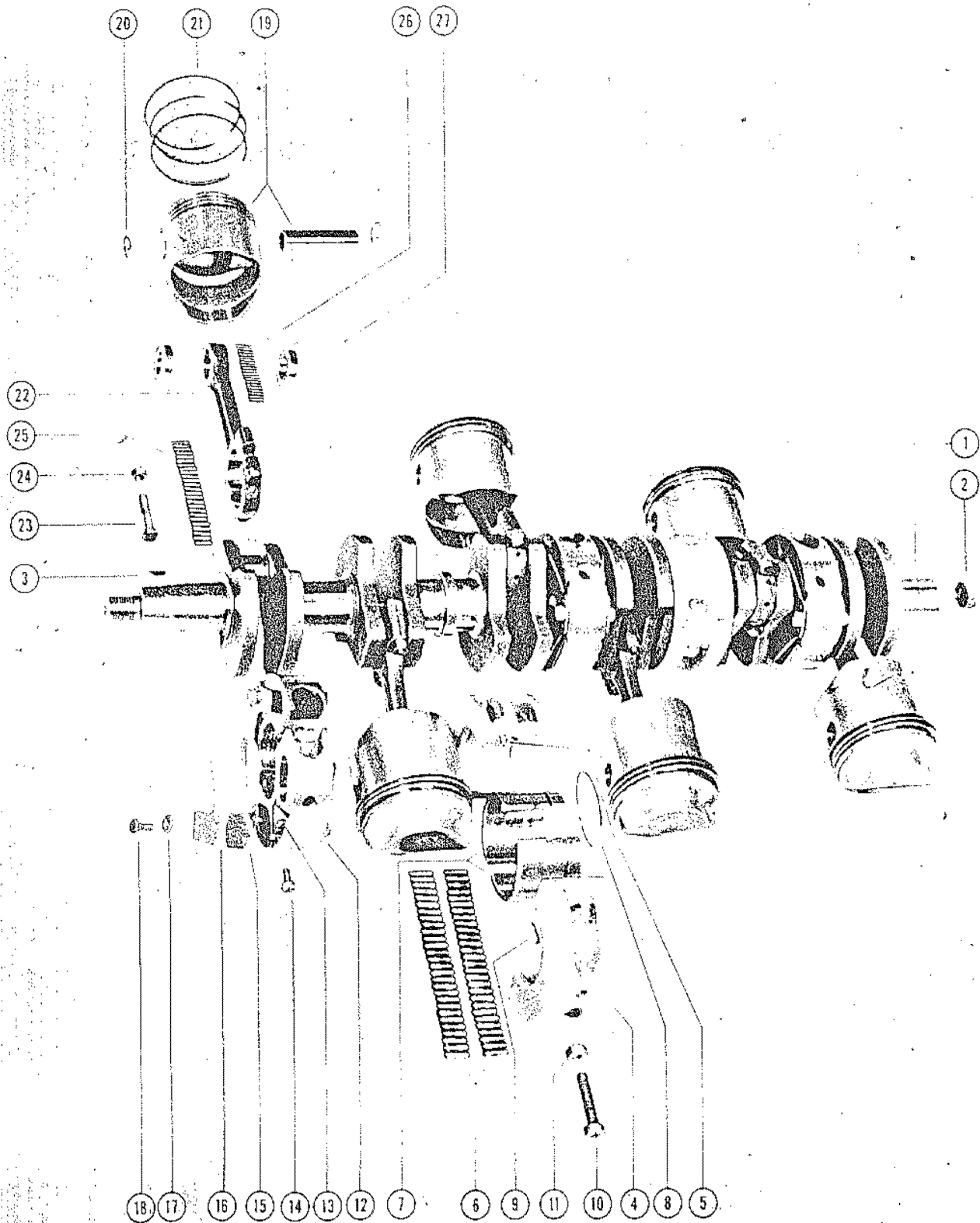
# CYLINDER BLOCK AND CRANKCASE ASSEMBLY



# CYLINDER BLOCK AND CRANKCASE ASSEMBLY

REF. NO.	PART NO.	SYM.	QTY.	DESCRIPTION
31	27-30089		2,2,2	GASKET, CYLINDER BLOCK TO MANIFOLD PLATE TO COVER
32	26077		1,1,1	PLATE, EXHAUST MANIFOLD
33	28290		1,1,1	COVER, EXHAUST MANIFOLD
34	10-28668		19,,	SCREW, MANIFOLD COVER MOUNTING (7/8")
	10-28668		,21,21	SCREW, MANIFOLD COVER MOUNTING (7/8")
	10-28667		2,,	SCREW, MANIFOLD COVER MOUNTING (1")
35	54-26519		3,3,3	CLAMP, SPARK PLUG LEAD TO COVER
36	30109		,1,1	GROUND STRAP ASSEMBLY, CYLINDER BLOCK TO BOTTOM COWL
37	28265		1,,	SWITCH, MERCURY
	28921		,,1	SWITCH, MERCURY
38	54-22875		1,,1	CLAMP, MERCURY SWITCH FASTENING
39	22789		1,,1	"D" WASHER, MERCURY SWITCH FASTENING SCREW
40	10-30009		1,,1	SCREW, MERCURY SWITCH FASTENING
41	27-26072		1,1,1	GASKET, CYLINDER BLOCK COVER
42	1010-1267A1		1,1,1	CYLINDER BLOCK COVER ASSEMBLY
43	23-26348		2,2,2	BUSHING, COVER - COWL MOUNTING STUD
44	10-20653		14,14,14	SCREW, CYLINDER BLOCK COVER MOUNTING
45	11-20184		14,14,14	NUT, CYLINDER BLOCK COVER MOUNTING SCREW
46	27-27936		3,3,3	GASKET, TRANSFER PORT COVER
47	27935		3,3,3	COVER, TRANSFER PORT
48	10-20540		9,,	SCREW, TRANSFER PORT COVER MOUNTING (5/8")
	10-20540		,8,8	SCREW, TRANSFER PORT COVER MOUNTING (5/8")
	10-24770		,1,1	SCRW,TRANSFER PORT COVER AND RESISTR SNUBBER MNTING 1 3/8"
49	12-20028		9,,	WASHER, TRANSFER PORT COVER MNTING SCRW
	13-26992		,1,1	LOCKWASHER,TRNSFER PORT COVR AND RESISTR SNUBBER MNTING SCRW
50	22-20445		3,3,3	CONNECTOR, CYLINDER BLEED HOSE - LOWER
51	32-28665		1,1,1	HOSE, CYLINDER BLEED (5 1/2") - LOWER
52	22-25956		1,1,1	TEE, CHECK VALVE AND ADAPTOR
53	22-28586A1		1,1,1	ADAPTOR AND CHECK VALVE ASSEMBLY
54	21-28481A1		1,1,1	CHECK VALVE ASSEMBLY, ADAPTOR
55	32-28654		1,1,1	HOSE, CYLINDER BLEED (6 1/2") - UPPER
56	21-28483A1		1,1,1	CHECK VALVE ASSEMBLY< UPPER - BLEED HOSE
54	21-28481A1		1,1,1	CHECK VALVE ASSEMBLY
57	54-20387		4,4,4	CLAMP, BLEED HOSE TO CONNECTOR

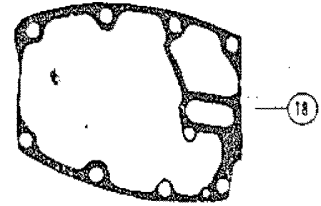
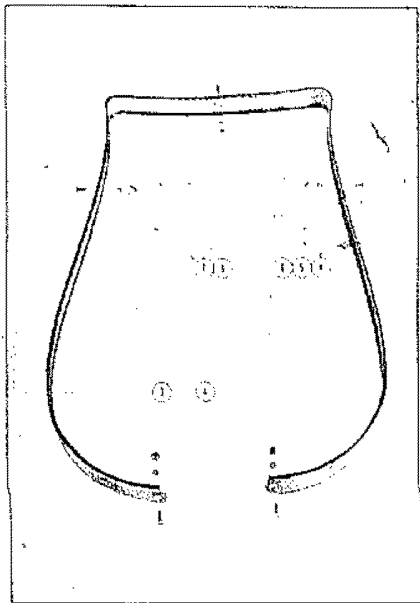
# CRANKSHAFT, PISTON AND CONNECTING ROD ASSEMBLY




# CRANKSHAFT, PISTON AND CONNECTING ROD ASSEMBLY

REF. NO.	PART NO.	SYM.	QTY.	DESCRIPTION
1	414-1188		1,1,1	CRANKSHAFT (SEE NOTE #1)
2	20043		1,1,1	OILER, FELT - DRIVE SHAFT SPLINE
3	28-20094		1,1,1	KEY, FLYWHEEL DRIVE
4	521-1191A2		2,,	CENTER MAIN BEARING ASS'Y
	521-1490A1		2,2,2	CENTER MAIN BEARING ASS'Y
5	17-20032		4,4,4	DOWEL PIN, CENTER MAIN BEARING
6	29-26114		112,112,11	BEARING, NEEDLE - OUTER RACE
7	26113		2,2,2	RACE, OUTER (PAIR)
8	53-26933		2,2,2	RING, SNAP - OUTER RACE
9	17-27732		2,2,2	DOWEL PIN, STEPPED
10	10-22968		4,4,4	SCREW, CENTER MAIN BEARING CLAMPING
11	11-20184		4,4,4	NUT, CENTER MAIN BEARING CLAMPING SCREW
12	520-1164A2		3,3,3	MAIN BEARING ASSEMBLY, VALVE TYPE
13	17-20032		30,30,30	DOWEL PIN, MAIN BEARING
14	10-20049		6,6,6	SCREW, MAIN BEARING CLAMPING
15	34-20888A1		3,3,3	REED SET, MATCHED - MAIN BEARING
16	34-20053		12,12,12	REED STOP, MAIN BEARING REED VALVE
17	12-26014		12,12,12	WASHER, REED STOP MOUNTING SCREW
18	10-20055		12,12,12	SCREW, REED STOP MOUNTING
19	724-1631A2		6,6,6	PISTON AND PISTON PIN ASSEMBLY
20	40-20057		12,12,12	LOCK RING, PISTON PIN
21	39-27841		18,18,18	RING, PISTON
22	600-7A4		6,6,6	CONNECTING ROD AND CAP ASSEMBLY (SEE NOTE #2 )
23	10-20060		12,12,12	SCREW, CONNECTING ROD
24	11-20061		12,12,12	NUT, CONNECTING ROD SCREW
25	29-20046		150,150,15	BEARING, NEEDLE - CRANKPIN
26	29-20063		132,132,13	BEARING, NEEDLE - PISTON PIN
27	12-28121		12,12,12	WASHER, NEEDLE LOCATING
-	<b>724-1663A1</b>		<b>6,6,6</b>	<b>PISTON AND PISTON PIN ASSEMBLY (.015 OVERSIZE)</b>
-	<b>39-28616</b>		<b>18,18,18</b>	<b>RINGS, PISTON (.015 OVERSIZE)</b>

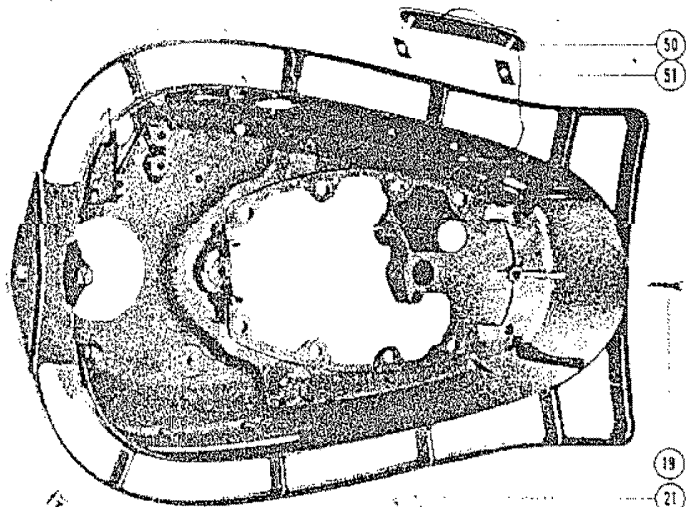
# BOTTOM COWL ASSEMBLY



2 10 9 1



13



23 24 25 43 44 41 42 40

19 21 22 20 49 48 47 46 30 29

45 43 27 26 39 38 28 33 32 31

34 37 36 35 36 37 38 39

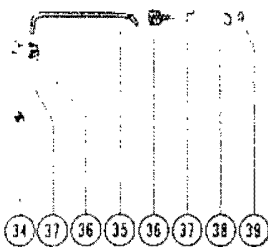
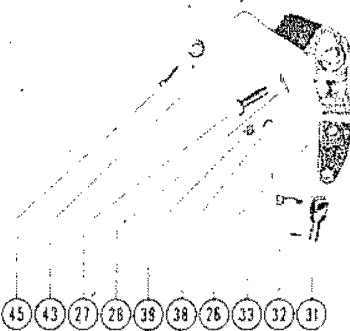



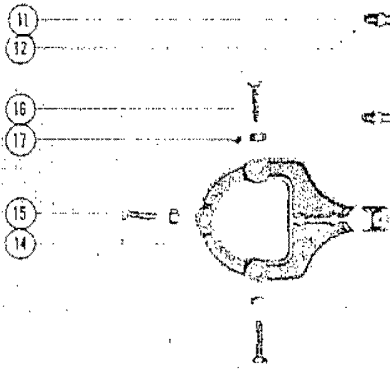
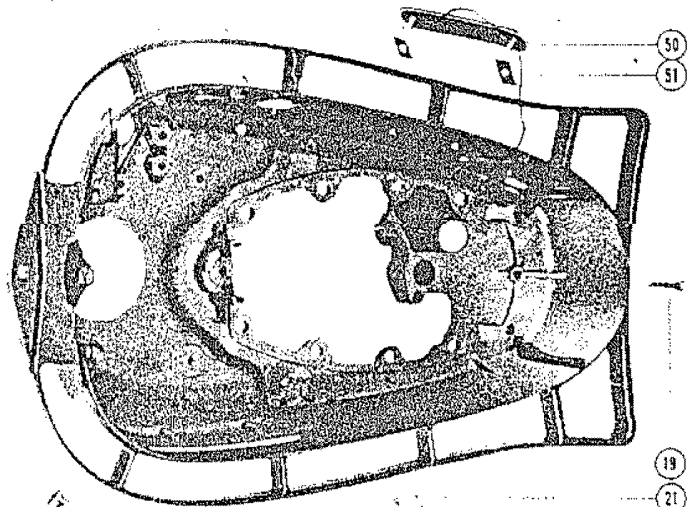
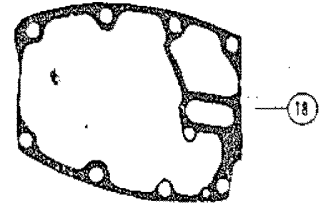
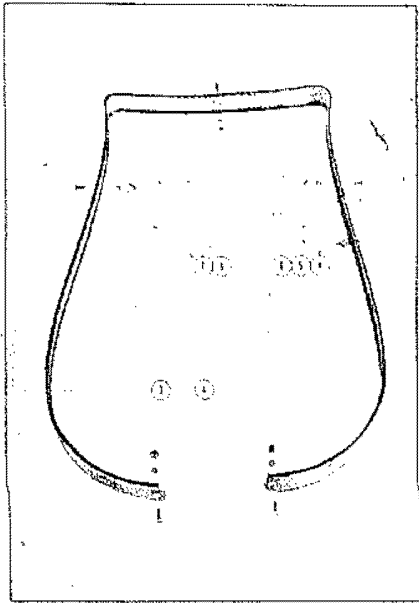


# BOTTOM COWL ASSEMBLY

REF. NO.	PART NO.	SYM.	QTY.	DESCRIPTION
1	167-1546A2		1,1,1	BOTTOM COWL ASSEMBLY (WITHOUT TRIM MOULDING)
	167-1598A2		,,1	BOTTOM COWL ASSEMBLY (WITH TRIM MOULDING)
2	21041		1,1,1	INSERT, TAP-LOCK
3	29229A1		,,1	TRIM MOULDING ASSEMBLY
4	10-29226		,,5	SCREW, DECORATIVE - TRIM MOULDING TO BOTTOM COWL
5	12-24671		,,4	WASHER, FIBER - MOULDING FASTENING SCREW
6	11-29225		,,4	NUT, NYLON CAP - MOULDING FASTENING SCREW
7	13-26995		,,1	LOCKWASHER, MOULDING FASTENING SCREW
8	11-26419		,,1	NUT, BRASS - MOULDING FASTENING SCREW
9	23760		1,1,1	BAFFLE, BOTTOM COWL
10	10-21106		3,3,3	SCREW, BAFFLE TO BOTTOM COWL
-	<b>37-23076</b>		,1,1	<b>DECAL, MERCELECTRIC - BOTTOM COWL</b>
11	22-20380		2,,	CONNECTOR, DISTRIBUTOR VENT TUBE
	22-29111		,2,2	CONNECTOR, DISTRIBUTOR VENT TUBE
12	32-26407		1,1,1	TUBE, VENT - DISTRIBUTOR (16")
13	32-26542		1,1,1	TUBE, VENT - DISTRIBUTOR (13")
14	27971		1,1,1	BRACKET, RECTIFIER MOUNTING
15	10-22956		1,1,1	SCREW, BRACKET TO BOTTOM COWL (7/8")
16	10-21091		2,2,2	SCREW, BRACKET TO BOTTOM COWL (1 1/8")
17	11-20184		3,3,3	NUT, BRACKET TO BOTTOM COWL SCREW
18	27-26197		1,1,1	GASKET, POWERHEAD TO BOTTOM COWL
19	10-21504		1,1,1	SCREW, BOTTOM COWL TO DRIVE SHAFT HOUSING
20	20557		1,1,1	BRACKET, CABLE END ANCHOR
21	10-20100		2,2,	SCREW, ANCHOR BRACKET TO BOTTOM COWL
	10-29200		,,2	SCREW, ANCHOR BRACKET TO BOTTOM COWL
22	13-20554		2,2,	LOCKWASHER, ANCHOR BRACKET TO BOTTOM COWL SCREW
23	21968		2,2,2	STOP BLOCK, THROTTLE ADJUSTING
24	12-21967		2,2,2	WASHER, STOP BLOCK SCREW
25	10-28636		2,2,2	SCREW, STOP BLOCK HOLDING
26	26587A1		1,1,1	CONTROL LEVER ASSEMBLY
-	<b>24-29109</b>		,1,1	<b>SPRING, TENSION - CONTROL LEVER TO VERTICAL SHAFT</b>
27	10-20359		1,1,1	SCREW, CONTROL LEVER TO BOTTOM COWL
28	12-21040		1,1,1	WASHER, CONTROL LEVER SCREW
29	23-26850		1,1,1	BUSHING, NYLON - CONTROL LEVER
30	23-26603		1,1,1	BUSHING, STEEL - CONTROL LEVER
31	17-20592A1		1,1,1	PIN ASSEMBLY, CLEVIS YOKE
32	17-23928		1,1,1	ROLL PIN, CLEVIS YOKE PIN
33	10-20584		1,1,1	SCREW, CLEVIS PIN TO CONTROL LEVER
34	11-20110		1,1,1	NUT, CLEVIS PIN TO CONTROL LEVER SCREW
35	26591		1,1,1	LINK, CONTROL LEVER TO VERTICAL SHAFT
36	26590		2,2,2	SWIVEL, CONTROL AND VERTICAL LEVER LINK
37	23-26856		2,2,2	BUSHING, CONTROL LEVER SWIVEL

CONTINUED ON NEXT PAGE ➡

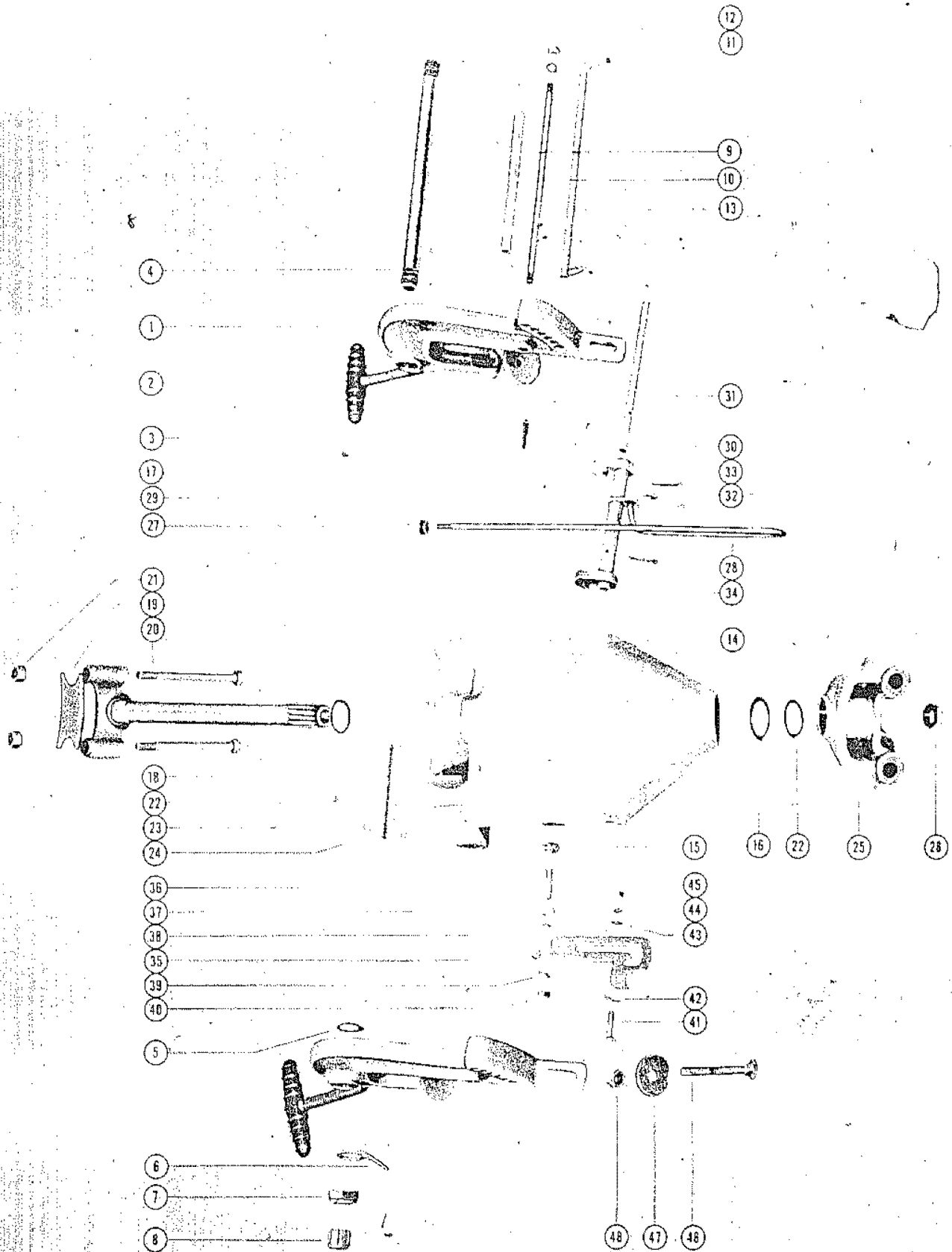
# BOTTOM COWL ASSEMBLY



## BOTTOM COWL ASSEMBLY

REF. NO.	PART NO.	SYM.	QTY.	DESCRIPTION
38	13-26851		2,2,2	WASHER, WAVE - LEVER LINK SWIVEL
39	11-20110		2,2,2	NUT, LEVER LINK SWIVEL FASTENING
40	26589A1		1,1,1	LINK ROD ASSEMBLY, CONTROL LEVER END
41	26588		1,1,1	ROD, LINK - DRIVE CAM
42	11-25168		1,1,1	NUT, LINK ROD ADJUSTING
43	12-20533		2,2,2	WASHER, LINK ROD END
44	24-24826		1,1,1	SPRING, CONTROL LEVER TENSION
45	18-20180		1,1,1	COTTER PIN, LINK ROD TO CONTROL LEVER
46	26579		1,1,1	CAM, DRIVE - TILT LOCK
47	26577		1,1,1	CAM, TOP - TILT LOCK
48	11-20361		1,1,1	NUT, CAM FASTENING - PUSH ROD
49	25-26630		1,1,1	"O" RING, BOTTOM COWL - PUSH ROD
50	38-28150		1,1,1	PLATE, NAME - BOTTOM COWL
51	53-25539		2,2,2	FASTENER, NAME PLATE TO BOTTOM COWL

# CLAMP AND SWIVEL BRACKET ASSEMBLY(MARK 75A)

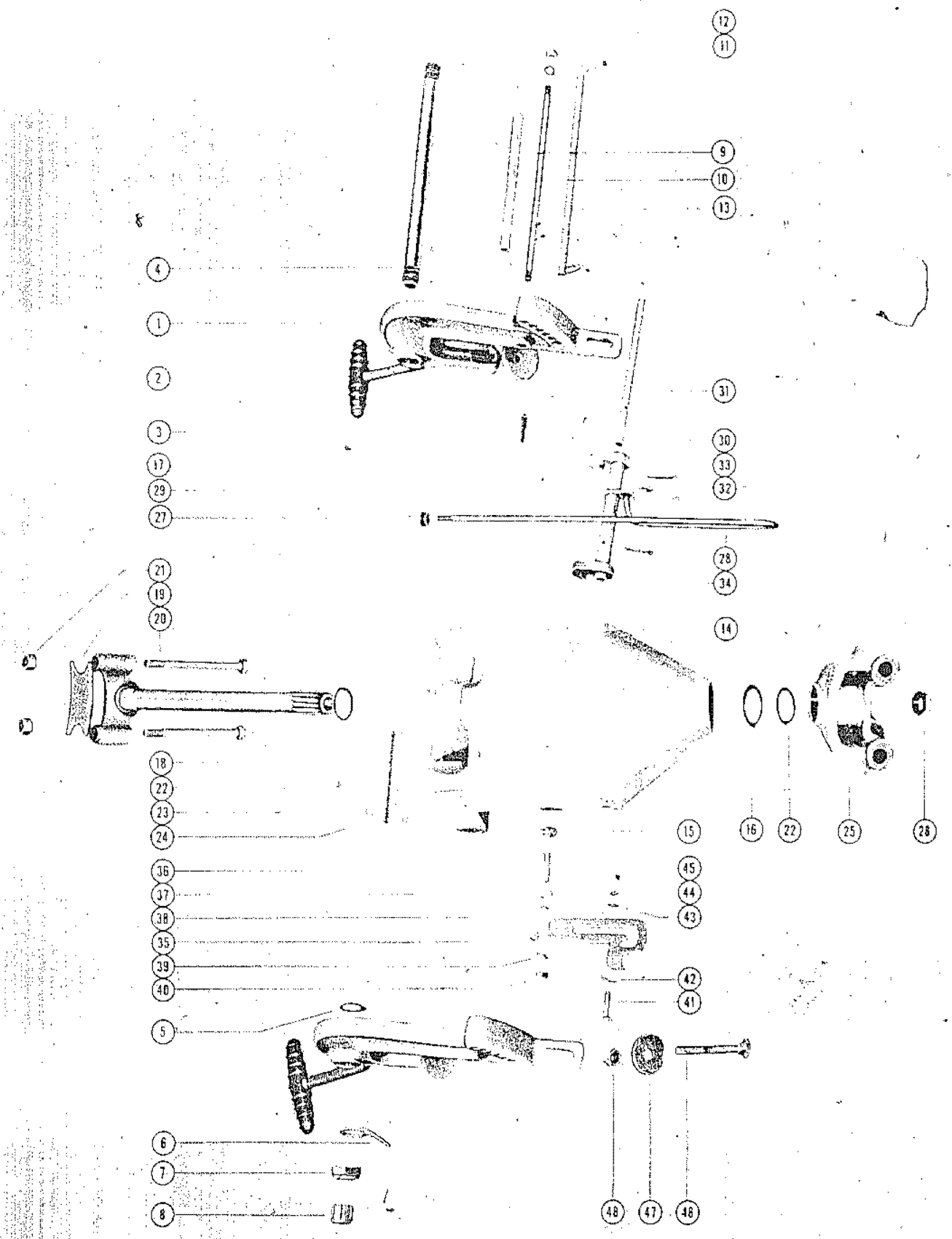


# CLAMP AND SWIVEL BRACKET ASSEMBLY(MARK 75A)

REF. NO.	PART NO.	SYM.	QTY.	DESCRIPTION
1	1440-1464A1		2	CLAMP BRACKET ASSEMBLY
2	28403A3		2	THUMB SCREW ASSEMBLY
3	12-28404		2	WASHER, THUMB SCREW
4	28122		1	TUBE, TILT - CLAMP BRACKET TO SWIVEL BRACKET
5	15-25600		2	SHIM, CLAMP BRACKET TILT TUBE (.010-.020)
6	54-25735		1	CLIP, SAFETY CHAIN (NO LONGER USED ON LATER ENGINES)
7	11-25599		2	NUT, TILT TUBE FASTENING
8	25606		2	CAP, PLASTIC - TILT TUBE
9	23-20222		1	SPACER, CLAMP BRACKET STUD
10	16-20221		1	STUD, CLAMP BRACKET
11	13-26993		2	LOCKWASHER, CLAMP BRACKET STUD
12	11-20083		2	NUT, CLAMP BRACKET STUD
13	17-29219A1		1	TILT LOCK PIN ASSEMBLY
14	1442-1401A1		1	SWIVEL BRACKET ASSEMBLY
15	22-23612		1	FITTING, GREASE
16	26-32911		1	OIL SEAL
-	<b>29359</b>		<b>1</b>	<b>LUBRICAP, SWIVEL BRACKET GREASE FITTING</b>
17	17-25598		1	PIN, REVERSE LOCK SPRING ATTACHING
18	17-28211A1		1	SWIVEL PIN AND TOP YOKE ASSEMBLY
19	28203		1	BUMPER, TOP YOKE
20	10-28255		2	BOLT, TOP YOKE TO UPPER MOUNT
21	11-22178		2	NUT, TOP YOKE BOLT FASTENING
22	12-25176		1	WASHER, SWIVEL PIN (TOP WASHER OPTIONAL)
23	38-28853		1	SERIAL PLATE
24	10-25612		4	SCREW, DRIVE - SERIAL PLATE TO SWIVEL BRACKET
25	29317		1	YOKE, BOTTOM
26	11-28202		1	NUT, SWIVEL PIN RETAINING
27	25-26630		1	"O" RING, PUSH ROD CAP
28	28206		1	ROD, PUSH - REVERSE LOCK
29	24-26625		1	SPRING, REVERSE LOCK TENSION
30	26903A1		1	REVERSE LOCK ASSEMBLY
31	20208		1	SHAFT, REVERSE LOCK PIVOT
32	12-20533		2	WASHER, PUSH ROD
33	18-25191		1	COTTER PIN, PUSH ROD TO REVERSE LOCK
34	18-20209		1	COTTER PIN, REVERSE LOCK TO SHAFT
35	29057		1	LEVER, TILT STOP - STARBOARD (NOT AS SHOWN)
	29056		1	LEVER, TILT STOP - PORT
36	10-29054		2	SCREW, TILT STOP LEVER ANCHOR
37	23-29055		2	SPACER, TILT STOP LEVER
38	12-20028		2	WASHER, LEVER ANCHOR SCREW
39	13-26992		2	LOCKWASHER, LEVER ANCHOR SCREW
40	11-20088		2	NUT, LEVER ANCHOR SCREW

CONTINUED ON NEXT PAGE ➡

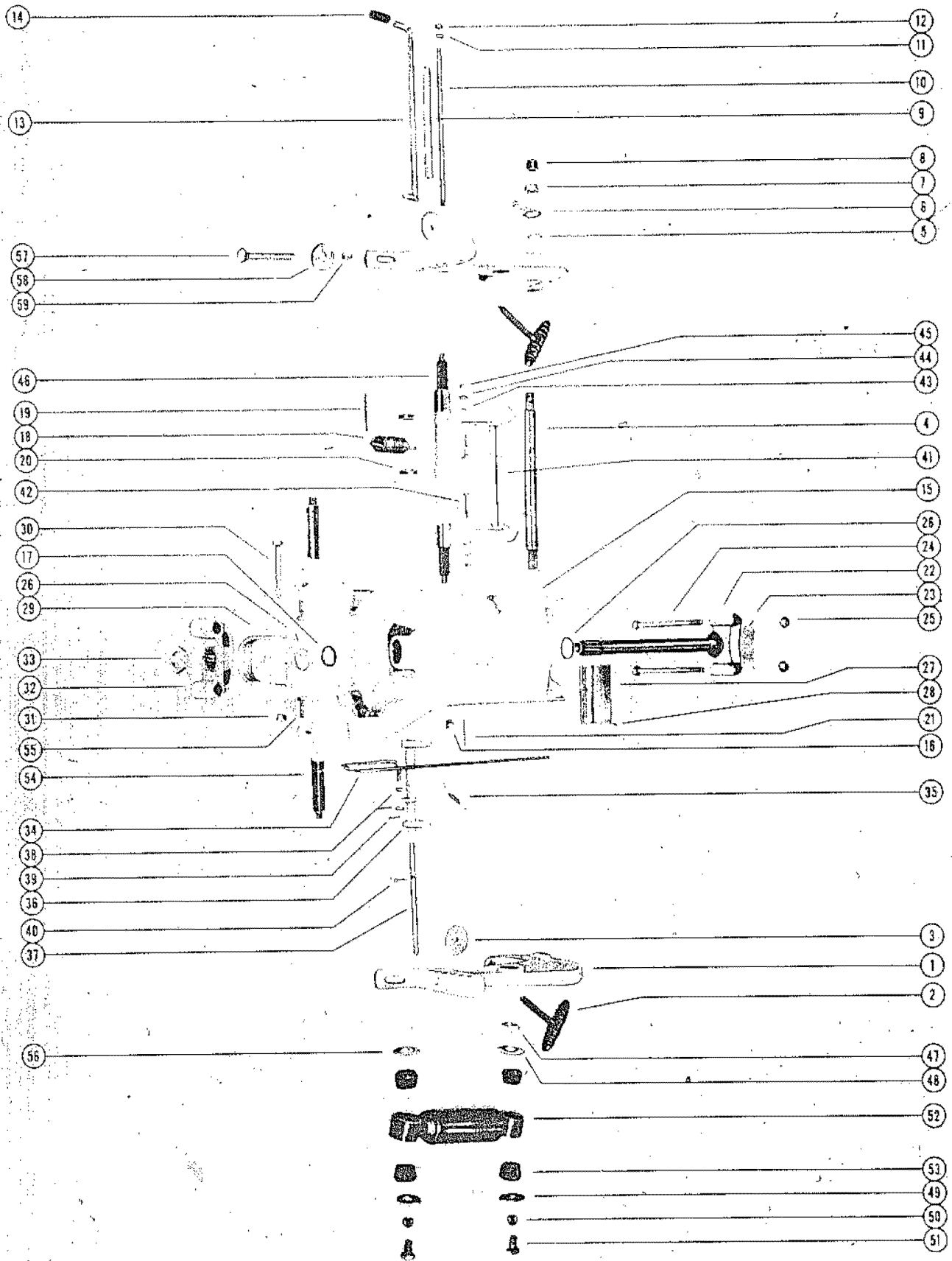
# CLAMP AND SWIVEL BRACKET ASSEMBLY(MARK 75A)



## CLAMP AND SWIVEL BRACKET ASSEMBLY(MARK 75A)

REF. NO.	PART NO.	SYM.	QTY.	DESCRIPTION
41	10-27791		2	SCREW, TILT STOP LEVER RETAINING
42	13-20846		2	WASHER, WAVE - RETAINING SCREW
43	12-20028		2	WASHER, LEVER RETAINING SCREW
44	13-26992		2	LOCKWASHER, LEVER RETAINING SCREW
45	11-20088		2	NUT, LEVER RETAINING SCREW
46	10-28009		2	BOLT, CLAMP BRACKET TO BOAT TRANSOM
47	12-28008		2	WASHER, CLAMP BRACKET BOLT
48	11-28010		2	NUT, CLAMP BRACKET BOLT

# CLAMP AND SWIVEL BRACKET ASSEMBLY(MARK 78, MARK 78A)4



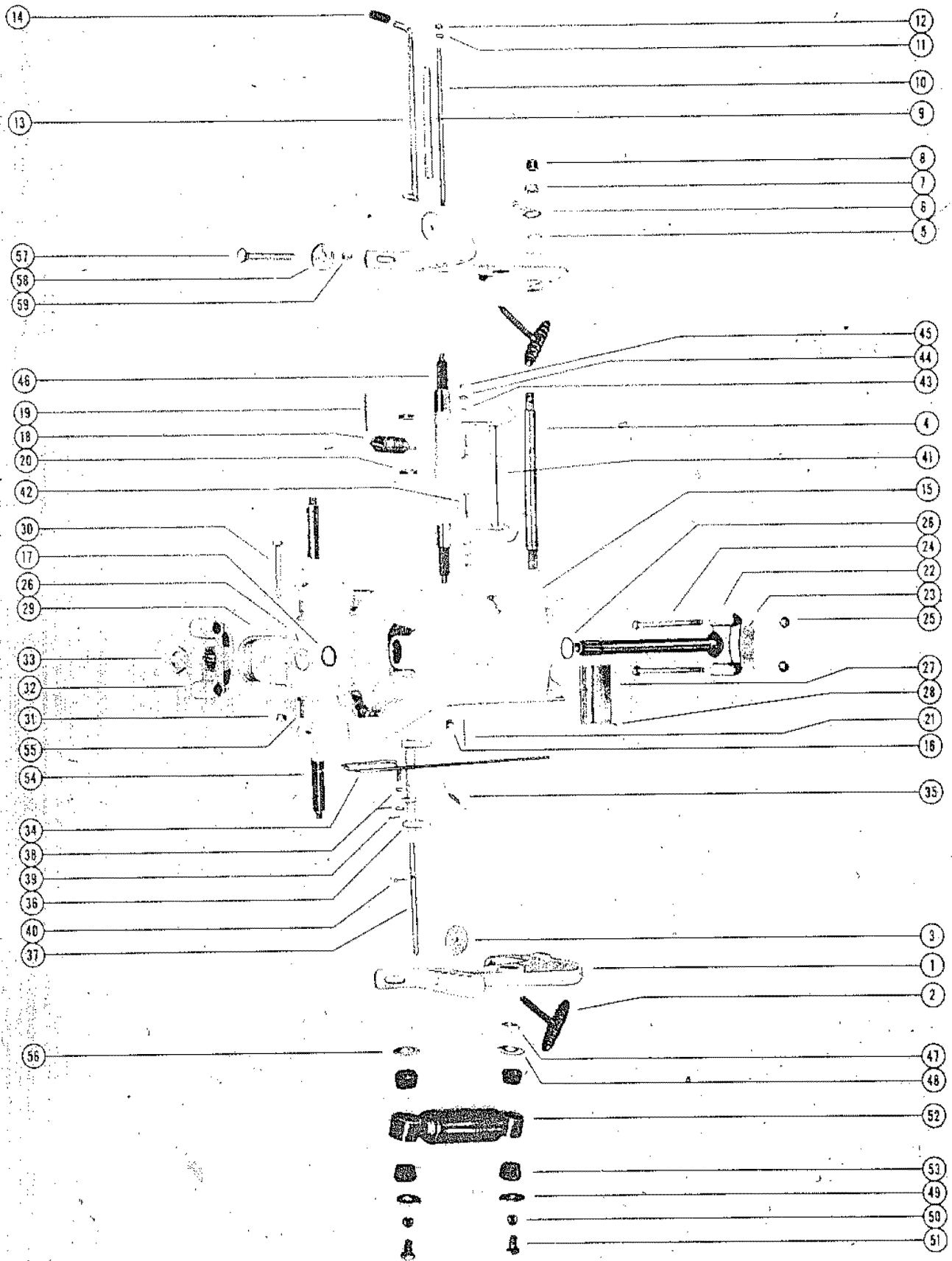


# CLAMP AND SWIVEL BRACKET ASSEMBLY(MARK 78, MARK 78A)4

REF. NO.	PART NO.	SYM.	QTY.	DESCRIPTION
1	1440-1426A1		2,	CLAMP BRACKET ASSEMBLY
2	22477A1		2,	THUMB SCREW ASSEMBLY
3	12-26227		2,	WASHER, THUMB SCREW
1	1440-1468A1		2,2	CLAMP BRACKET ASSEMBLY
2	28403A3		2,2	THUMB SCREW ASSEMBLY
3	12-28404		2,2	WASHER, THUMB SCREW
4	28122		1,1	TUBE, TILT - CLAMP BRACKET TO SWIVEL BRACKET
5	15-25600		2,2	SHIM, CLAMP BRACKET TILT TUBE
6	54-25735		1,1	CLIP, SAFETY CHAIN
7	11-25599		2,2	NUT, TILT TUBE FASTENING
8	25606		2,2	CAP, PLASTIC - TILT TUBE
9	23-20222		1,1	SPACER, CLAMP BRACKET STUD
10	16-20221		1,1	STUD, CLAMP BRACKET
11	13-26993		2,2	LOCKWASHER, CLAMP BRACKET STUD
12	11-20083		2,2	NUT, CLAMP BRACKET STUD
13	17-29219A1		1,1	TILT LOCK PIN ASSEMBLY
14	32-28052		1,1	SLEEVE, RUBBER - TILT LOCK PIN BUMPER
15	1446-1443A3		1,1	SWIVEL BRACKET ASSEMBLY (SEE NOTE #1)
16	22-23612		1,1	FITTING, GREASE
17	26-26209		1,1	OIL SEAL
18	24-28659		1,1	SPRING, COIL - SWIVEL BRACKET
19	17-28658		1,1	PIN, COIL SPRING MOUNTING
-	<b>29359</b>		<b>1,1</b>	<b>LUBRICAP, SWIVEL PIN GREASE FITTING</b>
20	23-28688		2,2	SPACER, RUBBER - COIL SPRING POSITIONING
21	17-20363		1,	PIN, REVERSE LOCK SPRING ATTACHING
	17-25598		,1	PIN, REVERSE LOCK SPRING ATTACHING
22	17-28211A1		1,1	SWIVEL PIN AND TOP YOKE ASSEMBLY
23	28203		1,1	BUMPER, TOP YOKE
24	10-28255		2,2	BOLT, TOP YOKE TO UPPER MOUNT
25	11-22178		2,2	NUT, TOP YOKE BOLT FASTENING
26	12-25176		2,	WASHER, SWIVEL PIN (TOP WASHER OPTIONAL ON MARK 78A)
	12-25176		,1	WASHER, SWIVEL PIN (TOP WASHER OPTIONAL ON MARK 78A)
27	38-28043		1,	SERIAL PLATE
	38-28854		,1	SERIAL PLATE
28	10-25612		4,4	SCREW, DRIVE - SERIAL PLATE TO SWIVEL BRACKET
29	28205		1,1	STRAP STOP, DRIVE SHAFT HOUSING TO SWIVEL BRACKET
30	10-28200		1,1	SCREW, STRAP STOP TO DRIVE SHAFT HOUSING
31	11-25269		1,1	NUT, STRAP STOP FASTENING SCREW
32	29317		1,1	YOKE, BOTTOM
33	11-28202		1,1	NUT, SWIVEL PIN RETAINING
-	<b>25-26630</b>		<b>1,1</b>	<b>"O" RING, PUSH ROD CAP</b>
34	28206		1,1	ROD, PUSH - REVERSE LOCK

CONTINUED ON NEXT PAGE ➡

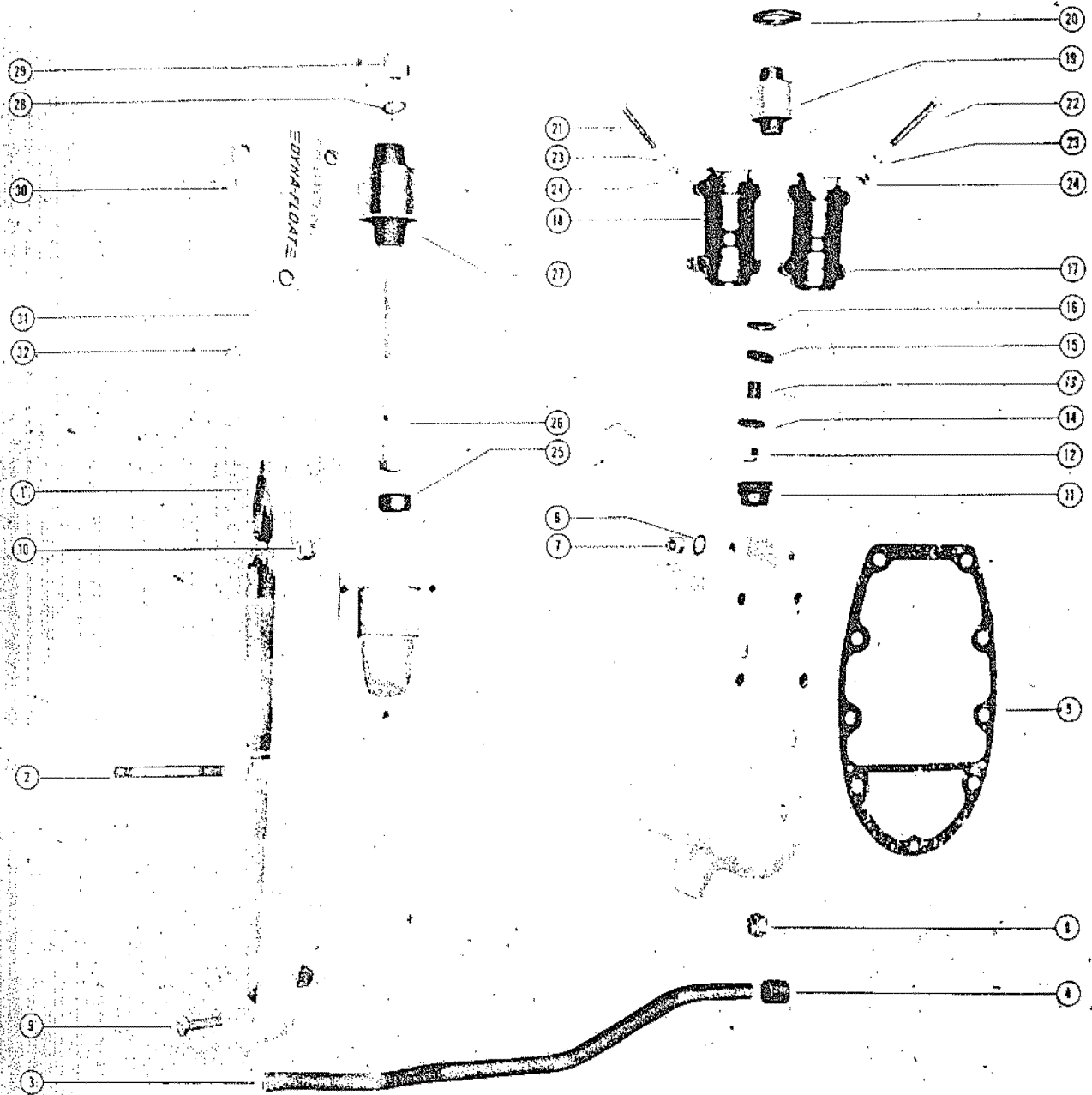
# CLAMP AND SWIVEL BRACKET ASSEMBLY(MARK 78, MARK 78A)4



# CLAMP AND SWIVEL BRACKET ASSEMBLY(MARK 78, MARK 78A)4

REF. NO.	PART NO.	SYM.	QTY.	DESCRIPTION
35	24-26625		1,1	SPRING, REVERSE LOCK TENSION
36	26903A1		1,1	REVERSE LOCK ASSEMBLY
37	20208		1,1	SHAFT, REVERSE LOCK PIVOT
38	12-20533		2,2	WASHER, PUSH ROD
39	18-25191		1,1	COTTER PIN, PUSH ROD TO REVERSE LOCK
40	18-20209		1,1	COTTER PIN, REVERSE LOCK TO SHAFT
41	28338A1		1,1	TILT STOP LEVER ASSEMBLY
42	10-28339		2,2	SCREW, TILT STOP LEVER ANCHOR
43	13-20846		2,2	WASHER, WAVE - LEVER ANCHOR SCREW
44	13-26992		2,	LOCKWASHER, LEVER ANCHOR SCREW
45	11-20088		2,	NUT, LEVER ANCHOR SCREW
	11-20184		,2	NUT, LEVER ANCHOR SCREW
46	17-28208		1,	PIN, UPPER SHOCK MOUNTING (SEE NOTE #2 )
	55-28416		1,1	PIN, UPPER SHOCK MOUNTING <b>SERIAL 00000(1)-01166569</b>
47	23-28199		2,2	SPACER, UPPER SHOCK BUSHING TO CLAMP BRACKET
48	12-28196		2,2	WASHER, UPPER BUSHING RETAINER (INNER)
49	12-28197		4,	WASHER, UPPER AND LOWER BUSHING RETAINER (OUTER) <b>SERIAL 00000(1)-01166568</b>
50	11-25096		4,	NUT, UPPER AND LOWER SHOCK MOUNTING PIN <b>SERIAL 00000(1)-01166568</b>
49	12-28197		4,	WASHER, UPPER AND LOWER BUSHING RETAINER (OUTER) <b>SERIAL )1166569-09999999</b>
51	10-28450		4,4	SCREW, NYLOCK - UPPER AND LOWER SHOCK MOUNTING PIN <b>SERIAL )1166569-09999999</b>
49	12-28421		,4	WASHER, UPPER AND LOWER BUSHING RETAINER (OUTER)
52	55-28209		2,2	SHOCK ABSORBER
53	23-28198		8,8	BUSHING, RUBBER - SHOCK ABSORBER
54	17-28207		2,	PIN, LOWER SHOCK MOUNTING (USE THRU SERIAL #1166568 ON MARK
	55-28417		2,2	PIN, LOWER SHOCK MOUNTING (STARTED WITH SERIAL #1166569 ON M
55	10-28263		2,2	SCREW, LOWER SHOCK PIN TO DRIVE SHAFT HOUSING
56	12-28264		2,2	WASHER, LOWER BUSHING RETAINER (INNER)
57	10-28009		2,2	BOLT, CLAMP BRACKET TO BOAT TRANSOM
58	12-28008		2,2	WASHER, CLAMP BRACKET BOLT
59	11-28010		2,2	NUT, CLAMP BRACKET BOLT

# DRIVE SHAFT HOUSING ASSEMBLY

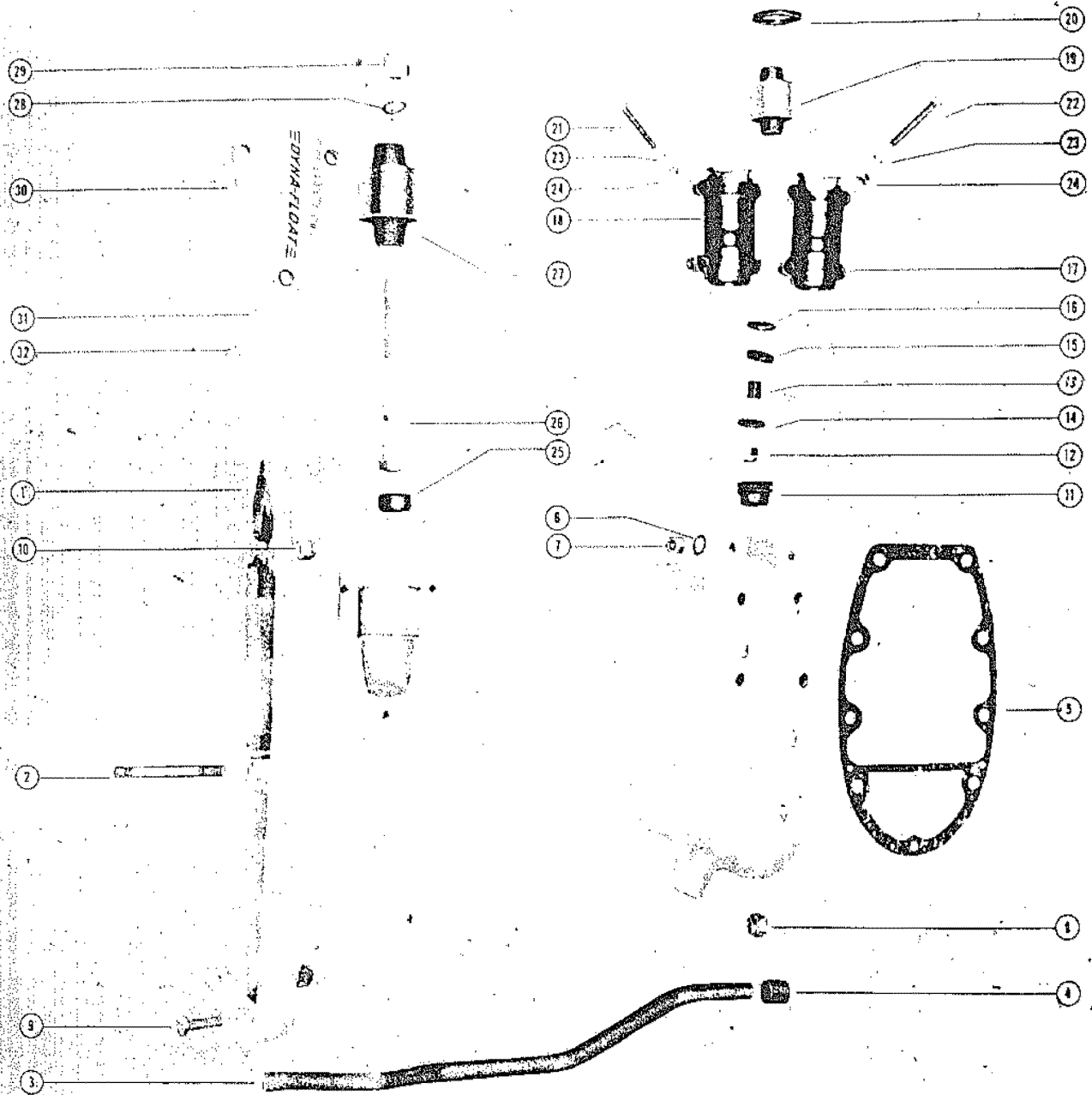


# DRIVE SHAFT HOUSING ASSEMBLY

REF. NO.	PART NO.	SYM.	QTY.	DESCRIPTION
1	1529-1451A2		1,,1	DRIVE SHAFT HOUSING ASSEMBLY (WITH 3/8" STUDS)
	1529-1575A2		,1,	DRIVE SHAFT HOUSING ASSEMBLY (WITH 3/8" STUDS)
2	16-27879		2,2,2	STUD, DRIVE SHAFT HOUSING TO GEAR HOUSING (3/8")
1	1529-1564A2		,1,	DRIVE SHAFT HOUSING ASSEMBLY (WITH 7/16" STUDS)
	1529-1574A2		,,1	DRIVE SHAFT HOUSING ASSEMBLY (WITH 7/16" STUDS)
2	16-29080		,2,2	STUD, DRIVE SHAFT HOUSING TO GEAR HOUSING (7/16")
3	32-26490		1,1,1	TUBE, WATER INLET
4	26-26207		1,1,1	SEAL, RUBBER - WATER INLET TUBE
5	27-26198		1,1,1	GASKET, DRIVE SHAFT HOUSING TO BOTTOM COWL
6	12-20086		2,2,2	WASHER, POWERHEAD STUD
7	11-20509		2,2,2	NUT, POWERHEAD STUD
8	11-23161		6,6,6	NUT, POWERHEAD STUD
9	10-26487		1,1,1	SCREW, GEAR HOUSING TO DRIVE SHAFT HOUSING (3/8")
	10-29081		,1,1	SCREW, GEAR HOUSING TO DRIVE SHAFT HOUSING (7/16")
10	11-23161		5,5,5	NUT, GEAR HOUSING AND DRIVE SHAFT HOUSING STUD (3/8")
	11-22178		,5,5	NUT, GEAR HOUSING AND DRIVE SHAFT HOUSING STUD (7/16")
11	25305		2,2,2	CAP, RUBBER - UPPER MOUNT BOLT NUT
12	11-22178		2,2,2	NUT, UPPER MOUNT BOLT
13	23-27725		2,2,2	SPACER, UPPER MOUNT BOLT
14	12-27728		2,2,2	WASHER, UPPER MOUNT BOLT
15	12-27726		2,2,2	WASHER, RUBBER - UPPER MOUNT BOLT
16	12-27727		2,2,2	WASHER, UPPER MOUNT BOLT
17	26218		2,2,2	COVER, UPPER MOUNT - OUTSIDE HALF
18	26217		2,2,2	COVER, UPPER MOUNT - INSIDE HALF
19	30463		2,2,2	MOUNT, RUBBER - UPPER
20	24929		2,2,2	PACKING, "U" CUP
21	10-28773		4,4,4	SCREW, UPPER MOUNT COVER (1 5/8")
22	10-28775		2,2,2	SCREW, UPPER MOUNT COVER (2 1/8")
	10-28774		2,,2	SCREW, UPPER MOUNT COVER (2")
	10-29389		,2,	SCREW, UPPER MOUNT COVER (1 7/8")
23	13-26992		8,,	LOCKWASHER, UPPER MOUNT COVER SCREW
	12-29245		,8,8	WASHER, UPPER MOUNT COVER SCREW
24	11-29322		8,8,8	NUT, UPPER MOUNT COVER SCREW
25	25067		2,2,2	BUMPER, RUBBER - MOUNTING SCREW
26	10-24874		2,2,2	SCREW, LOWER MOUNT (5 1/2")
27	26211		2,2,2	MOUNT, RUBBER - LOWER
28	12-24872		4,4,4	WASHER, MOUNTING SCREW
	12-24872		2,2,2	WASHER, MOUNTING SCREW
29	11-25096		2,2,2	NUT, MOUNTING SCREW

CONTINUED ON NEXT PAGE ➡

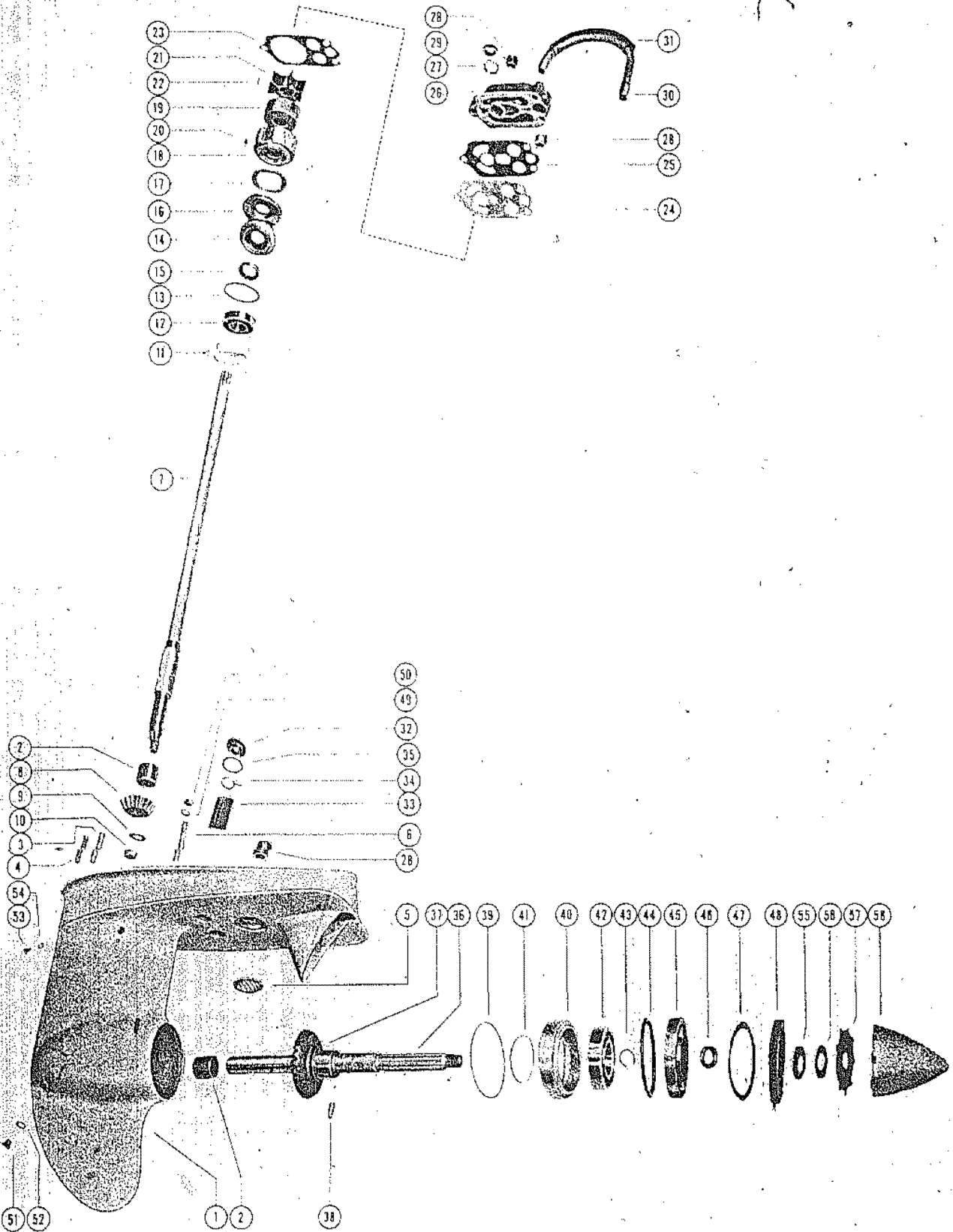
# DRIVE SHAFT HOUSING ASSEMBLY



# DRIVE SHAFT HOUSING ASSEMBLY

REF. NO.	PART NO.	SYM.	QTY.	DESCRIPTION
30	26336		1,1,1	COVER, LOWER MOUNT (PORT SIDE)
	26337		1,1,1	COVER, LOWER MOUNT (STARBOARD SIDE)
31	12-20084		6,,	WASHER, LOWER MOUNT COVER SCREW
	13-26993		,6,	LOCKWASHER, LOWER MOUNT COVER SCREW
32	10-29256		6,6,6	SCREW, LOWER MOUNT COVER TO DRIVE SHAFT HOUSING

# GEAR HOUSING ASSEMBLY, COMPLETE



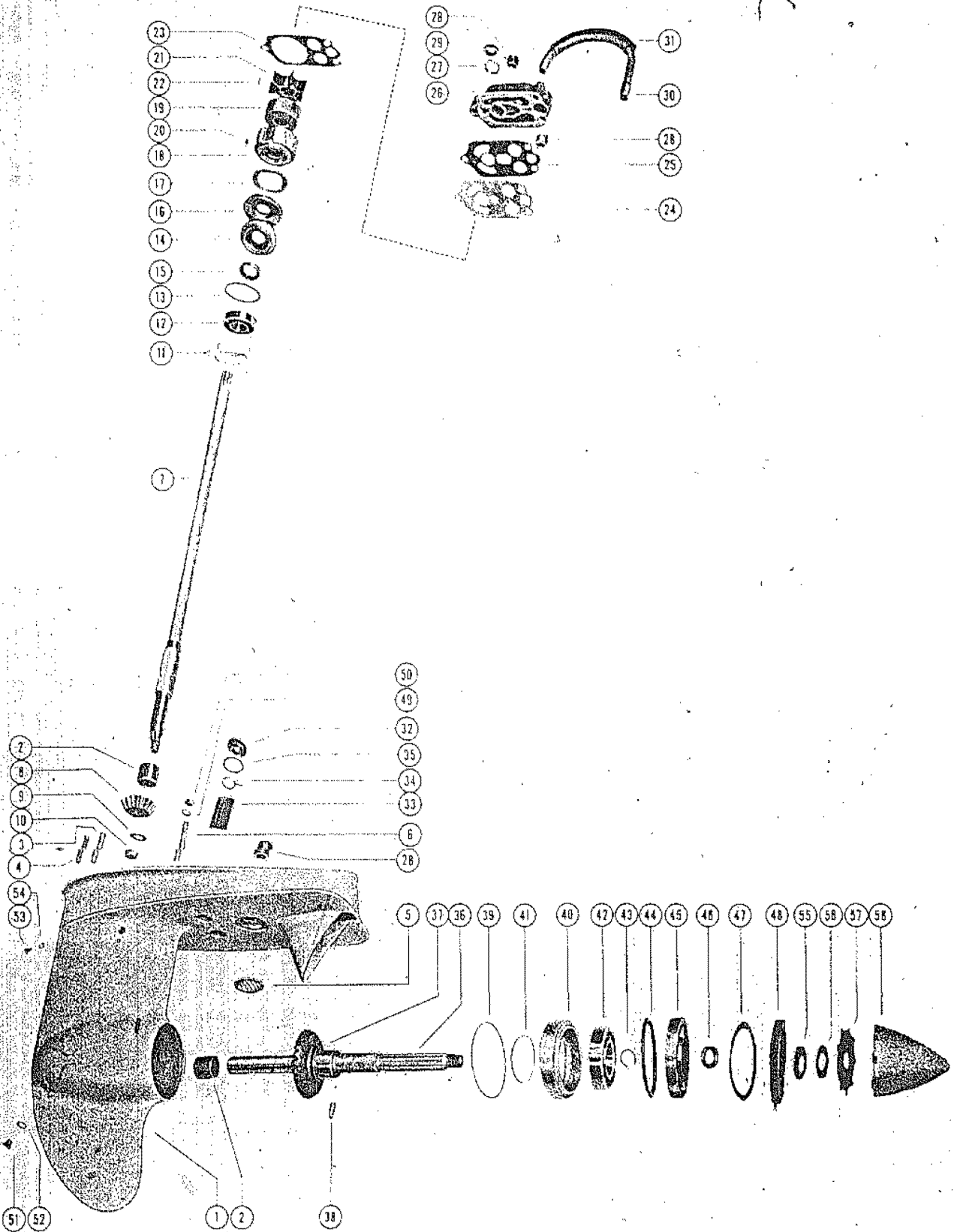


# GEAR HOUSING ASSEMBLY, COMPLETE

REF. NO.	PART NO.	SYM.	QTY.	DESCRIPTION
-	1613-1452A2		1	GEAR HOUSING ASSEMBLY, COMPLETE SERIAL 00000000-01166568
-	1613-1452A3		1	GEAR HOUSING ASSEMBLY, COMPLETE SERIAL 01166569-09999999
1	1613-1452A1		1	GEAR HOUSING ASSEMBLY
2	31-20231		2	BEARING, ROLLER - PROPELLER SHAFT AND DRIVE SHAFT
3	16-23071		2	STUD, GEAR HOUSING TO DRIVE SHAFT HOUSING
4	16-28260		1	STUD, GEAR HOUSING TO DRIVE SHAFT HOUSING
5	35-26189		1	SCREEN, WATER INTAKE
6	16-28771		3	STUD, WATER PUMP COVER FASTENING
7	45-26196		1	DRIVE SHAFT
8	43-26214		1	GEAR, PINION - SEE NOTE
	43-27889		1	GEAR, PINION
9	12-22025		1	WASHER, DRIVE SHAFT
10	11-20220		1	NUT, PINION GEAR RETAINING
11	15-20929		AR	SHIM, BALL BEARING - DRIVE SHAFT (.002-3-5-10)
12	30-20861		1	BEARING, BALL - DRIVE SHAFT
13	25-20266		1	"O" RING, DRIVE SHAFT OIL SEAL CARRIER
14	26191A1		1	OIL SEAL CARRIER ASSEMBLY, DRIVE SHAFT
15	26-23300		1	OIL SEAL, CARRIER
16	26192		1	COVER, OIL SEAL CARRIER RETAINER
17	13-26494		1	WASHER, WAVE - RETAINER COVER TO OIL SEAL CARRIER
18	46-26188A2		1	WATER PUMP CARTRIDGE ASSEMBLY
19	29104		1	INSERT, WATER PUMP CARTRIDGE
20	28-28657		1	KEY, CARTRIDGE LOCATING
21	47-30041		1	IMPELLER, WATER PUMP
22	17-23733		1	PIN, IMPELLER DRIVE
23	27-26187		1	GASKET, LOWER - WATER PUMP COVER
24	26185		1	PLATE, FACE - WATER PUMP COVER
25	27-26186		1	GASKET, UPPER - WATER PUMP COVER
26	26219A1		1	WATER PUMP COVER ASSEMBLY
27	26-23517		1	OIL SEAL
28	26-26207		2	SEAL, RUBBER - WATER INLET TUBE
	26-26207		1	SEAL, RUBBER - WATER INELT TUBE TO GEAR HOUSING
29	25-20273		1	RING, RUBBER - CENTRIFUGAL SLINGER
30	32-26489		1	TUBE, WATER INTAKE - LOWER
31	32-26208		1	SLEEVE, WATER INTAKE TUBE
32	22-26220A1		2	WATER VALVE AND ADAPTOR ASSEMBLY
33	21-26491		2	VALVE, WATER
34	54-26492		2	CLAMP, VALVE TO ADAPTOR
35	15-21158		AR	SHIM, VALVE ADAPTOR TO GEAR HOUSING (.003-5-10)
36	44-26213		1	SHAFT, PROPELLER

CONTINUED ON NEXT PAGE ➡

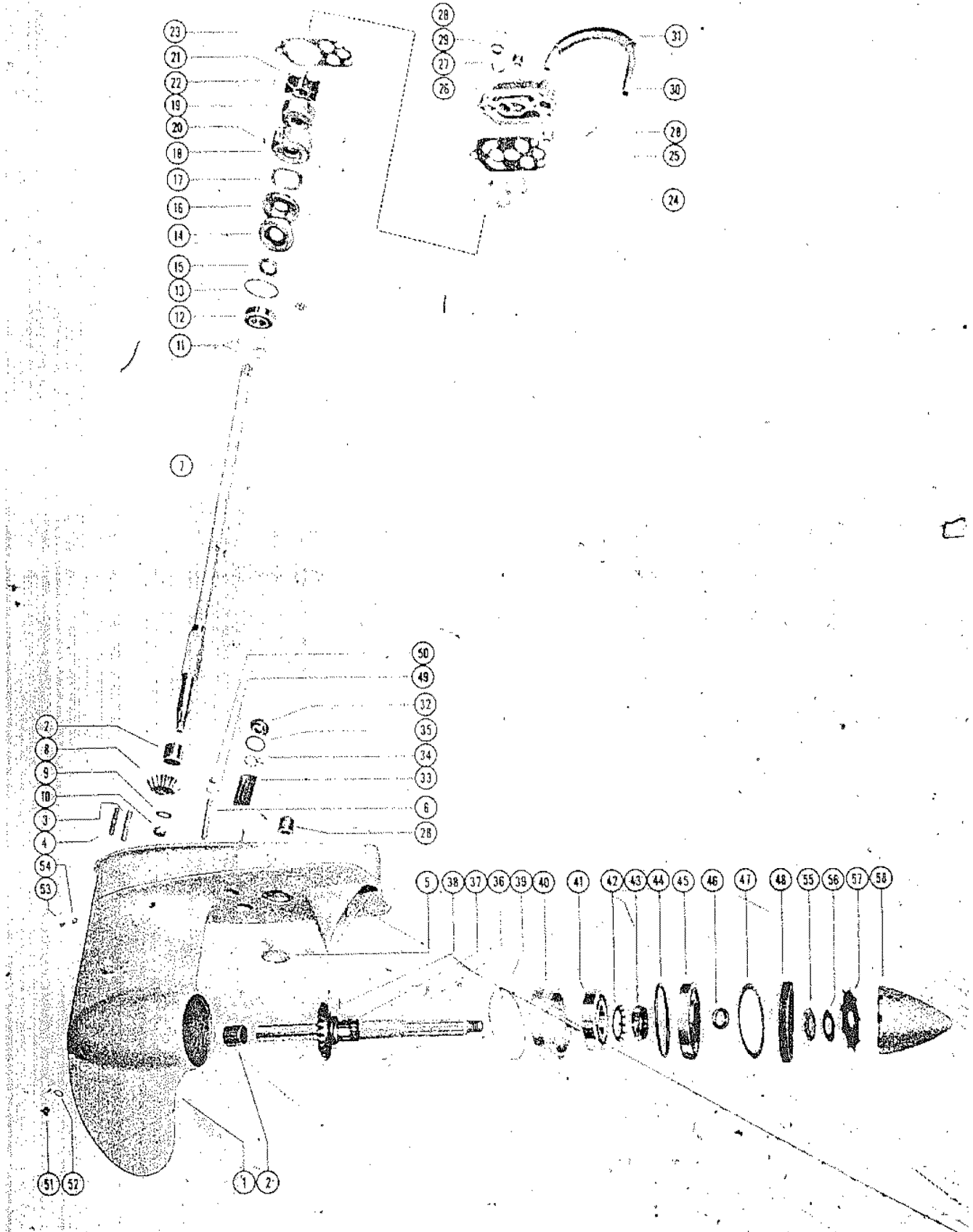
# GEAR HOUSING ASSEMBLY, COMPLETE



## GEAR HOUSING ASSEMBLY, COMPLETE

REF. NO.	PART NO.	SYM.	QTY.	DESCRIPTION
37	43-26215		1	GEAR, PROPELLER - SEE NOTE
	43-27891		1	GEAR, PROPELLER
	43-28443		1	GEAR, PROPELLER (STARTED WITH SERIAL #1166569)
38	17-26200		1	DOWEL PIN, PROPELLER GEAR TO SHAFT
39	15-26201		AR	SHIM, ADAPTOR RING TO GEAR HOUSING (.002-3-5)
40	26202		1	RING, ADAPTOR - BALL BEARING
41	15-26229		AR	SHIM, BALL BEARING TO PROPELLER GEAR (.003-5-10) <b>SERIAL 00000000-01166568</b>
42	30-20840		1	BEARING, BALL - PROPELLER GEAR
43	53-26210		1	RING, SNAP - BALL BEARING RETAINING <b>SERIAL 00000000-01166568</b>
-	<b>11-28444</b>		1	<b>NUT, BALL BEARING RETAINING SERIAL 01166569-09999999</b>
-	<b>14-28445</b>		1	<b>TAB WASHER, BEARING RETAINING NUT SERIAL 01166569-09999999</b>
44	25-26228		1	"O" RING, BEARING ADAPTOR
45	26195A1		1	OIL SEAL CARRIER ASSEMBLY, PROPELLER SHAFT <b>SERIAL 00000000-01166568</b>
	28442A1		1	OIL SEAL CARRIER ASSEMBLY, PROPELLER SHAFT <b>SERIAL 01166569-09999999</b>
46	26-26226		1	OIL SEAL, CARRIER
47	12-26193		1	WASHER, GEAR HOUSING COVER
48	26194		1	COVER, GEAR HOUSING
49	13-26993		3	LOCKWASHER, WATER PUMP COVER STUDS
50	11-28770		3	NUT, WATER PUMP COVER STUDS
51	10-28634		2	SCREW, GREASE FILLER AND FLUSHING HOLE
52	12-20260		2	WASHER, GREASE FILLER AND FLUSHING HOLE SCREW
53	10-28653		1	SCREW, GEAR HOUSING VENT
54	12-20262		1	WASHER, GEAR HOUSING VENT SCREW
55	12-26334		1	WASHER, BACKING - PROPELLER SHAFT (1/8)
56	12-26331		1	WASHER, BACKING - PROPELLER SHAFT (1/32)
57	14-26333		1	TAB WASHER, PROPELLER NUT
58	11-26335		1	NUT, PROPELLER

# GEAR HOUSING ASSEMBLY, COMPLETE (LEFT HAND ROTATION)

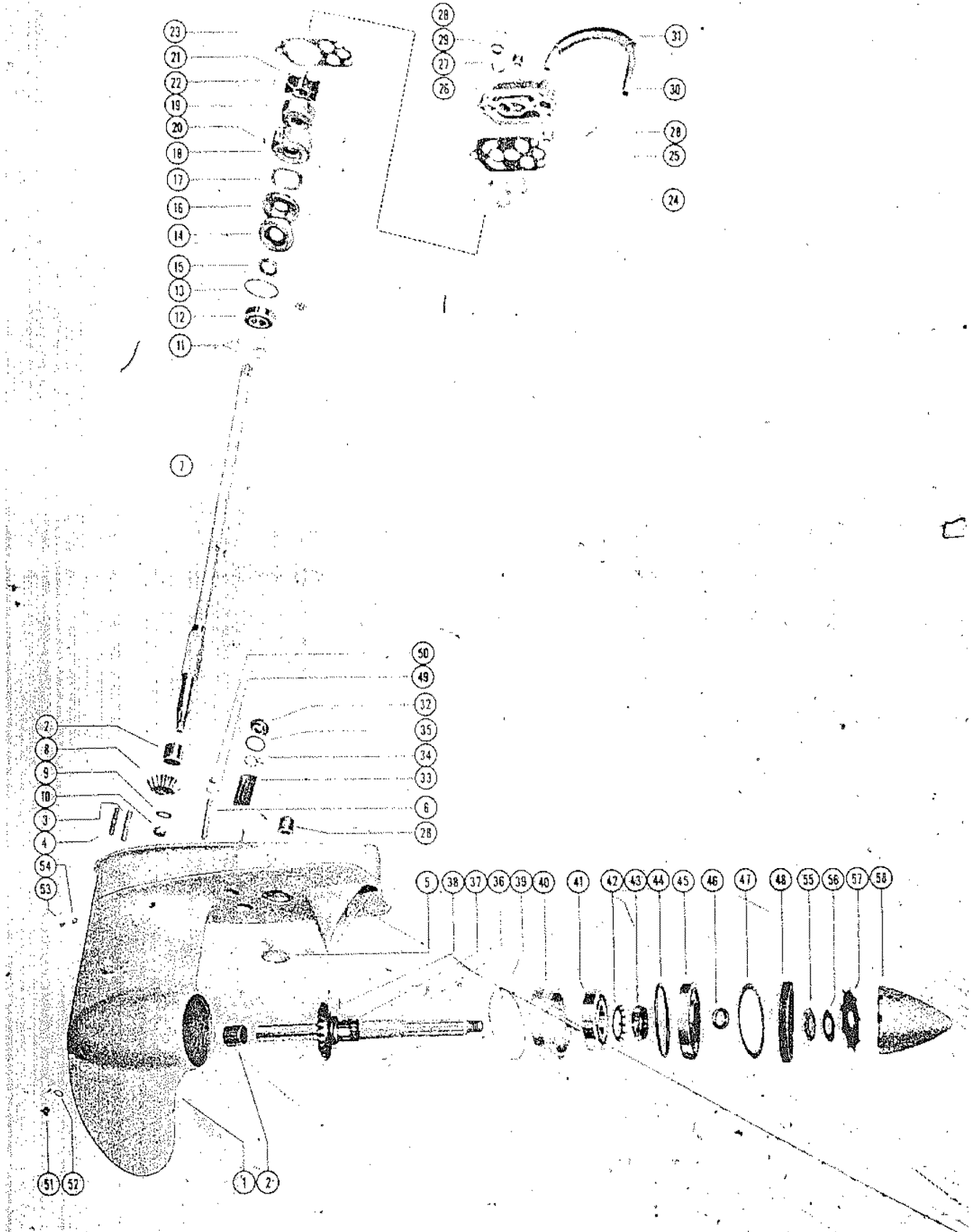


# GEAR HOUSING ASSEMBLY, COMPLETE (LEFT HAND ROTATION)

REF. NO.	PART NO.	SYM.	QTY.	DESCRIPTION
-	1613-1452A3		1,1	GEAR HOUSING ASSEMBLY, COMPLETE (3/8" STUD) SERIAL 00000(2)-01111605
-	1613-1563A2		1,1	GEAR HOUSING ASSEMBLY< COMPLETE (7/16" STUD) SERIAL )1111606-09999999
1	1613-1452A1		1,1	GEAR HOUSING ASSEMBLY (3/8" STUD) SERIAL 00000(2)-01111605
	1613-1563A1		1,1	GEAR HOUSING ASSEMBLY (7/16" STUD) SERIAL )1111606-09999999
2	31-20231		2,2	BEARING, ROLLER - PROPELLER AND DRIVE SHAFT
3	16-23071		2,2	STUD, GEAR HOUSING TO DRIVE SHAFT HOUSING (3/8" X 1 7/8") SERIAL 00000(2)-01111605
	16-29078		2,2	STUD, GEAR HOUSING TO DRIVE SHAFT HOUSING (7/16" X 2") SERIAL )1111606-09999999
4	16-28260		1,1	STUD, GEAR HOUSING TO DRIVE SHAFT HOUSING (3/8" X 2 7/8") SERIAL 00000(2)-01111605
	16-29079		1,1	STUD, GEAR HOUSING TO DRIVE SHAFT HOUSING (7/16" X 3") SERIAL )1111606-09999999
5	35-26189		1,1	SCREEN, WATER INTAKE
6	16-28771		3,3	STUD, WATER PUMP COVER FASTENING
7	45-26196		1,1	DRIVE SHAFT
8	43-27889		1,1	GEAR, PINION
9	12-22025		1,1	WASHER, PINION GEAR TO RETAINING NUT
10	11-20220		1,1	NUT, PINION GEAR RETAINING
11	15-20929		AR,AR	SHIM, DRIVE SHAFT BALL BEARING TO GEAR HOUSING (.002-3-5-10
12	30-20861		1,1	BEARING, BALL - DRIVE SHAFT
13	25-20266		1,1	"O" RING, DRIVE SHAFT OIL SEAL CARRIER
14	26191A1		1,1	OIL SEAL CARRIER ASSEMBLY, DRIVE SHAFT
15	26-23300		1,1	OIL SEAL, CARRIER
16	26192		1,1	COVER, OIL SEAL CARRIER RETAINER
17	13-26494		1,1	WASHER, WAVE - RETAINER COVER TO OIL SEAL CARRIER
18	46-26188A2		1,1	WATER PUMP CARTRIDGE ASSEMBLY
19	29104		1,1	INSERT, WATER PUMP CARTRIDGE
20	28-28657		1,1	KEY, CARTRIDGE LOCATING
21	47-26203		1,1	IMPELLER, WATER PUMP
22	17-23733		1,1	PIN, IMPELLER DRIVE
23	27-26187		1,1	GASKET, LOWER - WATER PUMP COVER
24	26185		1,1	PLATE, FACE - WATER PUMP COVER
25	27-26186		1,1	GASKET, UPPER - WATER PUMP COVER
26	26219A1		1,1	WATER PUMP COVER ASSEMBLY
27	26-23517		1,1	OIL SEAL
28	26-38970		2,2	SEAL, RUBBER - WATER INLET TUBE
	26-38970		1,1	SEAL, RUBBER - WATER INLET TUBE TO GEAR HOUSING
29	25-20273		1,1	RING, RUBBER - CENTRIFUGAL SLINGER
30	32-26489		1,1	TUBE, WATER INTAKE - LOWER

CONTINUED ON NEXT PAGE ➡

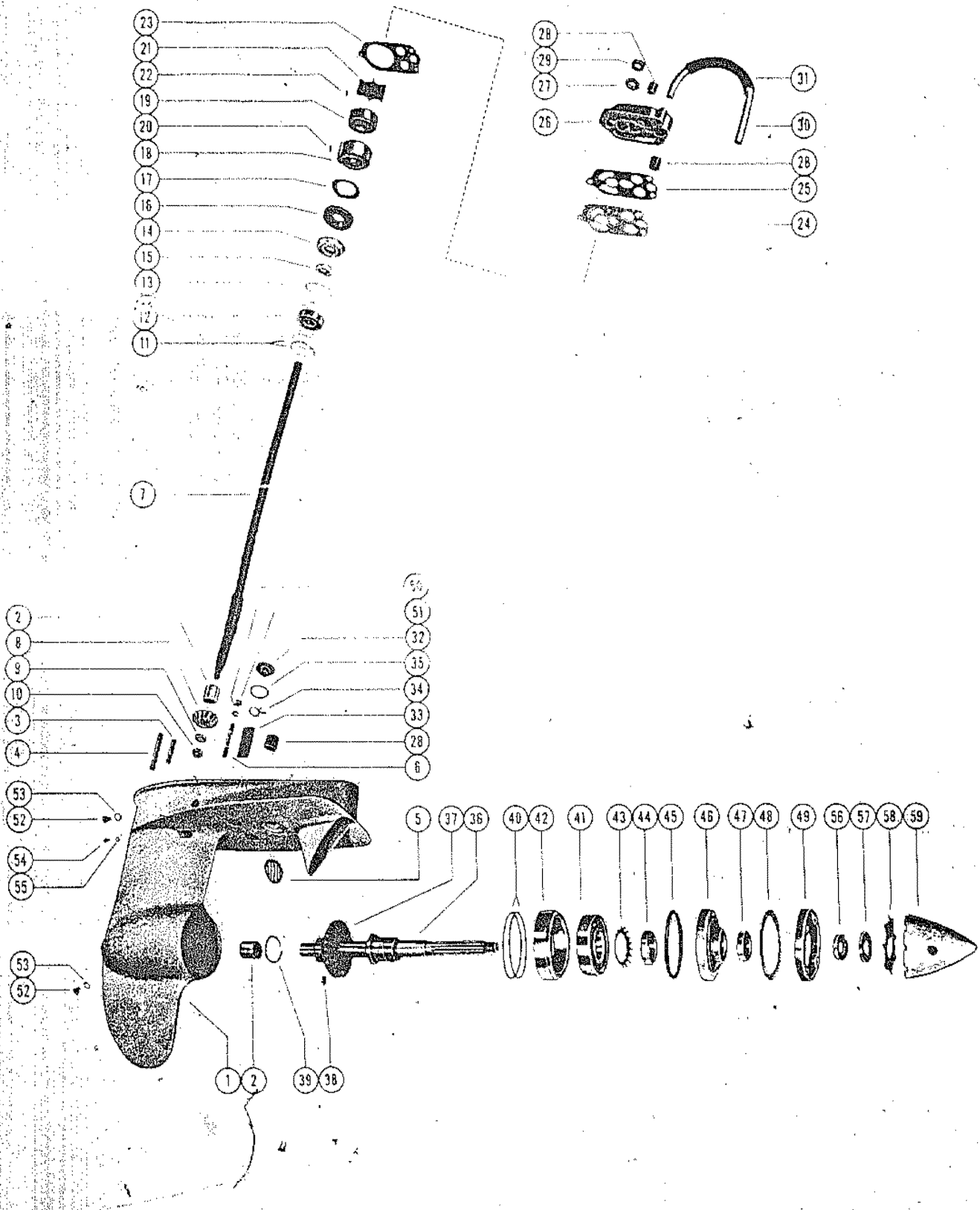
# GEAR HOUSING ASSEMBLY, COMPLETE (LEFT HAND ROTATION)



## GEAR HOUSING ASSEMBLY, COMPLETE (LEFT HAND ROTATION)

REF. NO.	PART NO.	SYM.	QTY.	DESCRIPTION
31	32-26208		1,1	SLEEVE, WATER INTAKE TUBE
32	22-26220A1		2,2	WATER VALVE AND ADAPTOR ASSEMBLY
33	21-26491		2,2	VALVE, WATER
34	54-26492		2,2	CLAMP, VALVE TO ADAPTOR
35	15-21158		AR,AR	SHIM, VALVE ADAPTOR TO GEAR HOUSING (.003-5-10)
36	44-26213		1,1	SHAFT, PROPELLER
37	43-28443		1,1	GEAR, PROPELLER
38	17-26200		1,1	DOWEL PIN, PROPELLER GEAR TO SHAFT
39	15-26201		AR,AR	SHIM, ADAPTOR RING TO GEAR HOUSING (.002-3-5)
40	26202		1,1	RING, ADAPTOR - BALL BEARING
41	30-20840		1,1	BEARING, BALL - PROPELLER GEAR
42	14-28445		1,1	TAB WASHER, BEARING RETAINING NUT
43	11-28444		1,1	NUT, BALL BEARING RETAINING
44	25-26228		1,1	"O" RING, BEARING ADAPTOR
45	28442A1		1,1	OIL SEAL CARRIER ASSEMBLY, PROPELLER SHAFT
46	26-26226		1,1	OIL SEAL, CARRIER
47	12-26193		1,1	WASHER, GEAR HOUSING COVER
48	26194		1,1	COVER, GEAR HOUSING
49	13-26993		3,3	LOCKWASHER, WATER PUMP COVER STUDS
50	11-28770		3,3	NUT, WATER PUMP COVER STUDS
51	10-28634		2,2	SCREW, GREASE FILLER AND FLUSHING HOLE
52	12-20260		2,2	WASHER, GREASE FILLER AND FLUSHING HOLE SCREW
53	10-28653		1,1	SCREW, GEAR HOUSING VENT
54	12-20262		1,1	WASHER, GEAR HOUSING VENT SCREW
55	12-26334		1,1	WASHER, BACKING - PROPELLER SHAFT (1/8)
56	12-26331		1,1	WASHER, BACKING - PROPELLER SHAFT (1/32)
57	14-26333		1,1	TAB WASHER, PROPELLER NUT
58	11-26335		1,1	NUT, PROPELLER

# GEAR HOUSING ASSEMBLY, COMPLETE (RIGHT HAND ROTATION)



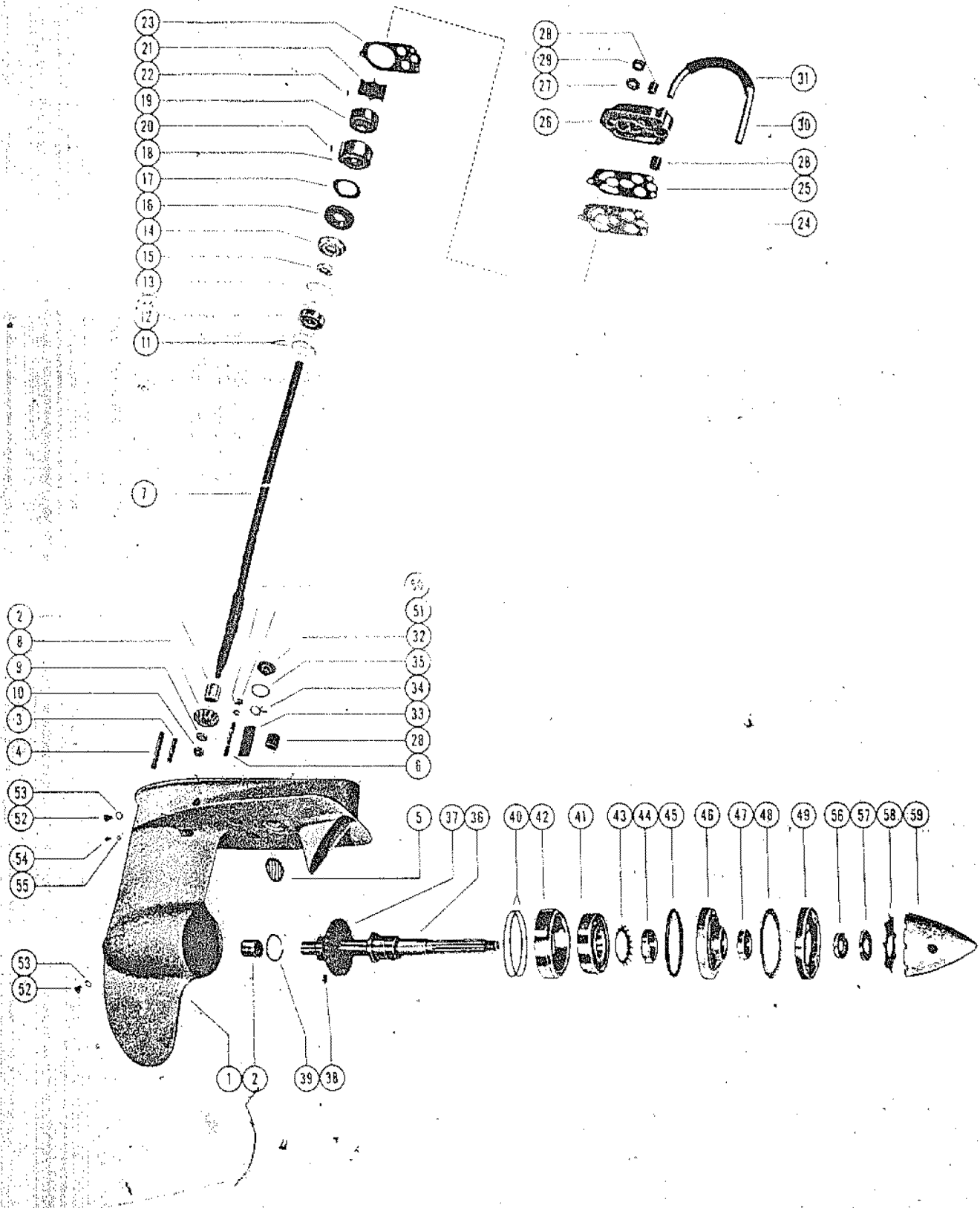


# GEAR HOUSING ASSEMBLY, COMPLETE (RIGHT HAND ROTATION)

REF. NO.	PART NO.	SYM.	QTY.	DESCRIPTION
-	1613-1603A2		1,1	GEAR HOUSING ASSEMBLY, COMPLETE (3/8" STUD) SERIAL 00000(2)-01111605
-	1613-1587A2		1,1	GEAR HOUSING ASSEMBLY, COMPLETE (7/16" STUD) SERIAL )1111606-09999999
1	1613-1603A1		1,1	GEAR HOUSING ASSEMBLY (3/8" STUD) SERIAL 00000(2)-01111605
	1613-1587A1		1,1	GEAR HOUSING ASSEMBLY (7/16" STUD) SERIAL )1111606-09999999
2	31-20231		2,2	BEARING, ROLLER - PROPELLER AND DRIVE SHAFT
3	16-23071		2,2	STUD, GEAR HOUSING TO DRIVE SHAFT HOUSING (3/8" X 1 7/8") SERIAL 00000(2)-01111605
	16-29078		2,2	STUD, GEAR HOUSING TO DRIVE SHAFT HOUSING (7/16" X 2") SERIAL )1111606-09999999
4	16-28260		1,1	STUD, GEAR HOUSING TO DRIVE SHAFT HOUSING (3/8" X 2 7/8") SERIAL 00000(2)-01111605
	16-29079		1,1	STUD, GEAR HOUSING TO DRIVE SHAFT HOUSING (7/16" X 3") SERIAL )1111606-09999999
5	35-29073		1,1	SCREEN, WATER INTAKE
6	16-28771		3,3	STUD, WATER PUMP COVER FASTENING
7	45-26196		1,1	DRIVE SHAFT
8	43-27889		1,1	GEAR, PINION
9	12-22025		1,1	WASHER, PINION GEAR TO RETAINING NUT
10	11-20220		1,1	NUT, PINION GEAR RETAINING
11	15-20929		AR,AR	SHIM, DRIVE SHAFT BALL BEARING TO GEAR HOUSING (.002-3-5-10
12	30-20861		1,1	BEARING, BALL - DRIVE SHAFT
13	25-20266		1,1	"O" RING, DRIVE SHAFT OIL SEAL CARRIER
14	26191A1		1,1	OIL SEAL CARRIER ASSEMBLY, DRIVE SHAFT
15	26-23300		1,1	OIL SEAL, CARRIER
16	26192		1,1	COVER, OIL SEAL CARRIER RETAINER
17	13-26494		1,1	WASHER, WAVE - RETAINER COVER TO OIL SEAL CARRIER
18	46-26188A2		1,1	WATER PUMP CARTRIDGE ASSEMBLY
19	29104		1,1	INSERT, WATER PUMP CARTRIDGE
20	28-28657		1,1	KEY, CARTRIDGE LOCATING
21	47-26203		1,1	IMPELLER, WATER PUMP
22	17-23733		1,1	PIN, IMPELLER DRIVE
23	27-26187		1,1	GASKET, LOWER - WATER PUMP COVER
24	26185		1,1	PLATE, FACE - WATER PUMP COVER
25	27-26186		1,1	GASKET, UPPER - WATER PUMP COVER
26	26219A1		1,1	WATER PUMP COVER ASSEMBLY
27	26-23517		1,1	OIL SEAL
28	26-26207		2,2	SEAL, RUBBER - WATER INLET TUBE
	26-26207		1,1	SEAL, RUBBER - WATER INLET TUBE TO GEAR HOUSING
29	25-20273		1,1	RING, RUBBER - CENTRIFUGAL SLINGER
30	32-29273		1,1	TUBE, WATER INTAKE - LOWER

CONTINUED ON NEXT PAGE ➡

# GEAR HOUSING ASSEMBLY, COMPLETE (RIGHT HAND ROTATION)



## GEAR HOUSING ASSEMBLY, COMPLETE (RIGHT HAND ROTATION)

REF. NO.	PART NO.	SYM.	QTY.	DESCRIPTION
31	32-26208		1,1	SLEEVE, WATER INTAKE TUBE
32	22-26220A1		2,2	WATER VALVE AND ADAPTOR ASSEMBLY
33	21-26491		2,2	VALVE, WATER
34	54-26492		2,2	CLAMP, VALVE TO ADAPTOR
35	15-21158		AR,AR	SHIM, VALVE ADAPTOR TO GEAR HOUSING (.003-5-10)
36	44-28762A1		1,1	PROPELLER SHAFT ASSEMBLY
37	43-28761		1,1	GEAR, PROPELLER
38	17-26200		1,1	DOWEL PIN, PROPELLER GEAR TO SHAFT
39	53-28757		1,1	RING, SNAP - PROPELLER GEAR
40	15-26201		AR,AR	SHIM, ADAPTOR RING TO GEAR HOUSING (.002-3-5)
41	30-28758		1,1	BEARING, BALL - PROPELLER SHAFT SLEEVE
42	28759		1,1	RING, ADAPTOR - BALL BEARING
43	14-28445		1,1	TAB WASHER, BEARING RETAINING NUT
44	11-28444		1,1	NUT, BALL BEARING RETAINING
45	25-26228		1,1	"O" RING, BEARING ADAPTOR
46	28760A1		1,1	OIL SEAL CARRIER ASSEMBLY, PROPELLER SHAFT
47	26-26226		1,1	OIL SEAL, CARRIER
48	12-26193		1,1	WASHER, GEAR HOUSING COVER
49	26194		1,1	COVER, GEAR HOUSING
50	13-26993		3,3	LOCKWASHER, WATER PUMP COVER STUDS
51	11-28770		3,3	NUT, WATER PUMP COVER STUDS
52	10-28634		2,2	SCREW, GREASE FILLER AND FLUSHING HOLE
53	12-20260		2,2	WASHER, GREASE FILLER AND FLUSHING HOLE SCREW
54	10-28653		1,1	SCREW, GEAR HOUSING VENT
55	12-20262		1,1	WASHER, GEAR HOUSING VENT SCREW
56	12-26334		1,1	WASHER, BACKING - PROPELLER SHAFT (1/8)
57	12-26331		1,1	WASHER, BACKING - PROPELLER SHAFT (1/32)
58	14-26333		1,1	TAB WASHER, PROPELLER NUT
59	11-26335		1,1	NUT, PROPELLER

# PARTS INDEX

Part Number	Description	Pg.	Ref. No.	Part Number	Description	Pg.	Ref. No.
20043	OILER, FELT - DRIVE SHAFT			22647	DISCONNECT, KNIFE		
	SPLINE	53	2		SPLICE - RECTIFIER LEAD	25	32
20119	PROTECTOR, SPARK PLUG	23	45	22691	INSULATOR, RECTIFIER		
20121	CONNECTOR, HIGH				LEAD	25	31
	TENSION CABLE (CAP			22789	"D" WASHER, CLIP		
	END)	23	39		FASTENING SCREW	11	15
20121	CONNECTOR, SPARK PLUG			22789	"D" WASHER, DISTRIBUTOR		
	LEAD	23	39		PRIMARY GROUND LEAD		
20136	FLANGE, DRIVEN PULLEY	15	35		CLIP	27	52
20140	BELT, TIMING	15	31	22789	"D" WASHER, HARNESS		
20155	RETAINER, STARTER				CLAMP SCREW	27	40
	SPRING	3	6	22789	"D" WASHER, HARNESS		
20155	RETAINER, STARTER				CLIP SCREW	27	43
	SPRING	5	17	22789	"D" WASHER, HARNESS		
20157	SHAFT, SHEAVE	3	8		GROUND LEAD CLIP	27	55
20157	SHAFT, SHEAVE	5	28	22789	"D" WASHER, MERCURY		
20162	PAWL, STARTER	3	14		SWITCH CLAMP		
20162	PAWL, STARTER	5	21		FASTENING SCREW	27	48
20164	PLATE, RETAINER -			22789	"D" WASHER, MERCURY		
	STARTER PAWL	3	16		SWITCH FASTENING		
20164	PLATE, RETAINER STARTER				SCREW	51	39
	PAWL	5	27	22823	PULLEY, FLYWHEEL	11	5
20172	END CAP, STARTER CABLE			22833	ADAPTOR, CHECK UNIT		
	HANDLE	3	21		(FUEL LINE)	47	19
20173	SHUTTER, CHOKE	29	19	23004	RETAINER, CHECK VALVE	45	4
20185A1	BRACKET ASSEMBLY,			23004	RETAINER, CHECK VALVE	45	4
	THROTTLE PICKUP	29	36	23004	RETAINER, CHECK VALVE	45	4
20208	SHAFT, REVERSE LOCK			23008	COVER, FUEL PUMP	45	8
	PIVOT	59	31	23008	COVER, FUEL PUMP -		
20208	SHAFT, REVERSE LOCK				LOWER PUMP	45	8
	PIVOT	65	37	23009A1	FUEL PUMP ASSEMBLY	45	1
20485	COVER, TRIM - TOP COWL	3	25	23014	DIAPHRAGM, FUEL PUMP	45	7
20557	BRACKET, CABLE END			23014	DIAPHRAGM, FUEL PUMP	45	7
	ANCHOR	55	20	23014	DIAPHRAGM, FUEL PUMP	45	7
20662	HANDLE, STARTER CABLE	3	20	23068	CUP WASHER, ADAPTOR	47	23
20721	BUMPER, RUBBER - COWL			23069	STEM, CHECK UNIT		
	FRONT COVER (SMALL)	9	6		ADAPTOR	47	20
21041	INSERT, TAP-LOCK	55	2	23760	BAFFLE, BOTTOM COWL	55	9
21060	HANDLE, COWL LATCH	9	12	24807	PULLEY, DRIVEN		
21968	STOP BLOCK, THROTTLE				(SUPERSEDED BY		
	ADJUSTING	55	23		29783A2)	15	34
22462	"U" LINK, CHOKE KNOB TO			24823A1	KNOB ASSEMBLY, MAIN		
	CHOKE ROD	29	29		ADJUSTMENT SCREW	39	37
22462	"U" LINK, CHOKE KNOB TO			24929	PACKING, "U" CUP	67	20
	UPPER CHOKE ROD	33	20	25067	BUMPER, RUBBER -		
22463	KNOB, CHOKE ROD	29	27		MOUNTING SCREW	67	25
22463	KNOB, CHOKE ROD	33	18	25305	CAP, RUBBER - UPPER		
22477A1	THUMB SCREW ASSEMBLY	63	2		MOUNT BOLT NUT	67	11
22647	DISCONNECT, KNIFE			25596	CABLE, WIRE - STARTER		
	SPLICE - CHOKE				MOTOR TO LOWER		
	SOLENOID	29	2		STARTER SOLENOID	25	10
22647	DISCONNECT, KNIFE			25606	CAP, PLASTIC - TILT TUBE	59	8
	SPLICE - CHOKE			25606	CAP, PLASTIC - TILT TUBE	63	8
	SOLENOID	33	2	25690	SWIVEL, COWL LATCH	9	15
22647	DISCONNECT, KNIFE			25691	HOOK, COWL LATCH		
	SPLICE - HARNESS LEAD	27	35		FASTENING	9	16
22647	DISCONNECT, KNIFE			25881A1	CHOKE LEVER ASSEMBLY		
	SPLICE - HARNESS LEAD	27	35		(CENTER AND LOWER		
22647	DISCONNECT, KNIFE				CARBURETOR)	29	26
	SPLICE - LEAD WIRES	11	11				

# PARTS INDEX

Part Number	Description	Pg.	Ref. No.	Part Number	Description	Pg.	Ref. No.
26079	PLATE, WIRING HARNESS TO BOTTOM COWL . . . . .	27	37	26478A1	JUMPER ASSEMBLY, SOLENOID TO SOLENOID	25	12
26113	RACE, OUTER (PAIR) . . . . .	53	7	26481A1	WIRING HARNESS, INTERNAL . . . . .	27	34
26179	RETAINER, WAVE WASHER	3	12	26510	CABLE, WIRE - STARTER MOTOR TO UPPER STARTER SOLENOID . . .	25	9
26179	RETAINER, WAVE WASHER	5	24	26511	CABLE, WIRE - STARTER MOTOR TO UPPER STARTER SOLENOID . . .	25	9
26183A_	EMBLEM, FRONT COVER (SEE NOTE #1 BELOW) ..	9	2	26512	BAND, COIL BRACKET . . . .	17	32
26185	PLATE, FACE - WATER PUMP COVER . . . . .	71	24	26514	BRACKET, COIL FASTENING	17	31
26185	PLATE, FACE - WATER PUMP COVER . . . . .	75	24	26551	BRACKET, CLAMP EXTENSION . . . . .	49	13
26185	PLATE, FACE - WATER PUMP COVER . . . . .	79	24	26552	SUPPORT, EXTERNAL WIRING HARNESS . . . . .	19	39
26191A1	OIL SEAL CARRIER ASSEMBLY, DRIVE SHAFT	71	14	26577	CAM, TOP - TILT LOCK . . . .	57	47
26191A1	OIL SEAL CARRIER ASSEMBLY, DRIVE SHAFT	75	14	26579	CAM, DRIVE - TILT LOCK ..	57	46
26191A1	OIL SEAL CARRIER ASSEMBLY, DRIVE SHAFT	79	14	26587A1	CONTROL LEVER ASSEMBLY . . . . .	55	26
26192	COVER, OIL SEAL CARRIER RETAINER . . . . .	71	16	26588	ROD, LINK - DRIVE CAM . . .	57	41
26192	COVER, OIL SEAL CARRIER RETAINER . . . . .	75	16	26589A1	LINK ROD ASSEMBLY, CONTROL LEVER END ..	57	40
26192	COVER, OIL SEAL CARRIER RETAINER . . . . .	79	16	26590	SWIVEL, CONTROL AND VERTICAL LEVER LINK ..	55	36
26194	COVER, GEAR HOUSING ..	73	48	26591	LINK, CONTROL LEVER TO VERTICAL SHAFT . . . . .	55	35
26194	COVER, GEAR HOUSING ..	77	48	26593	LINK, VERTICAL LEVER TO NYLON RACK . . . . .	17	9
26194	COVER, GEAR HOUSING ..	81	49	26596A1	DISTRIBUTOR STOP ASSEMBLY . . . . .	17	17
26195A1	OIL SEAL CARRIER ASSEMBLY, PROPELLER SHAFT . . . . .	73	45	26597	BUMPER, RUBBER - DISTRIBUTOR STOP . . . .	17	18
26202	RING, ADAPTOR - BALL BEARING . . . . .	73	40	26598	LEVER, VERTICAL . . . . .	17	8
26202	RING, ADAPTOR - BALL BEARING . . . . .	77	40	26604	LEVER, REVERSE THROTTLE PICK-UP . . . .	17	21
26211	MOUNT, RUBBER - LOWER	67	27	26610A2	GUIDE RACK ASSEMBLY ..	17	1
26217	COVER, UPPER MOUNT - INSIDE HALF . . . . .	67	18	26610A4	GUIDE RACK ASSEMBLY ..	17	1
26218	COVER, UPPER MOUNT - OUTSIDE HALF . . . . .	67	17	26645A1	CHOKE LEVER ASSEMBLY (UPPER CARBURETOR) .	29	23
26219A1	WATER PUMP COVER ASSEMBLY . . . . .	71	26	26716A1	GROUND STRAP ASSEMBLY, CHOKE SOLENOID TO ADAPTOR	29	9
26219A1	WATER PUMP COVER ASSEMBLY . . . . .	75	26	26716A1	GROUND STRAP ASSEMBLY, CHOKE SOLENOID TO ADAPTOR	33	9
26219A1	WATER PUMP COVER ASSEMBLY . . . . .	79	26	26827A1	RACK AND PIN ASSEMBLY, GUIDE RACK . . . . .	17	5
26336	COVER, LOWER MOUNT (PORT SIDE) . . . . .	69	30	26852	CAP, NYLON - ADJUSTING SCREW . . . . .	17	4
26337	COVER, LOWER MOUNT (STARBOARD SIDE) . . . .	69	30	26901	BUMPER, RUBBER - COWL FRONT COVER (LARGE) .	9	7
26391	BLANKET, SOUND ABSORBING - WRAP AROUND COWL . . . . .	9	17	26903A1	REVERSE LOCK ASSEMBLY	59	30
26433	COIL, IGNITION . . . . .	17	27	26903A1	REVERSE LOCK ASSEMBLY	65	36
26453A1	SPARK PLUG LEAD ASSEMBLY (#3, #4 AND #5) . . . . .	23	41	26934	INSULATOR, STATOR AND HARNESS LEAD . . . . .	27	50
26454A1	JUMPER ASSEMBLY, COIL TO COIL . . . . .	17	29	26977	BRACKET, COIL LEAD RETAINER . . . . .	31	41
				26977	BRACKET, COIL LEAD RETAINER . . . . .	35	45

# PARTS INDEX

Part Number	Description	Pg.	Ref. No.	Part Number	Description	Pg.	Ref. No.
27026	BRACKET, SUPPORTING - STARTER MOTOR	25	5	28205	STRAP STOP, DRIVE SHAFT HOUSING TO SWIVEL BRACKET	63	29
27030	CHOKE SOLENOID, TOP COWL	33	1	28206	ROD, PUSH - REVERSE LOCK	59	28
27030	CHOKE SOLENOID, TOP COWL 1	29	1	28206	ROD, PUSH - REVERSE LOCK	63	34
27031A1	PLUNGER AND LINK ASSEMBLY	29	10	28265	SWITCH, MERCURY	27	46
27031A1	PLUNGER AND LINK ASSEMBLY, CHOKE SOLENOID	33	10	28265	SWITCH, MERCURY	51	37
27031A2	PLUNGER ASSEMBLY, COMPLETE	29	-	28290	COVER, EXHAUST MANIFOLD	51	33
27126	PLATE, ADAPTOR	29	12	28338A1	TILT STOP LEVER ASSEMBLY	65	41
27710	PLATE, ADAPTOR - PLUNGER TO UPPER CHOKE ROD	33	11	28403A3	THUMB SCREW ASSEMBLY	59	2
27711	RETAINER, CHOKE ROD SPIRING TO CARBURETOR	33	32	28403A3	THUMB SCREW ASSEMBLY	63	2
27715A1	THROTTLE ACTUATOR ASSEMBLY	13	10	28442A1	OIL SEAL CARRIER ASSEMBLY, PROPELLER SHAFT	73	45
27717A1	PILOT ASSEMBLY	13	1	28442A1	OIL SEAL CARRIER ASSEMBLY, PROPELLER SHAFT	77	45
27723A1	RECTIFIER ASSEMBLY (SUPERSEDED BY 29691A1)	25	28	28510A1	THROTTLE ACTUATOR ASSEMBLY	13	10
27869	CLAMP, UPPER - THROTTLE PICKUP BRACKET	33	39	28511	ADAPTOR, DISTRIBUTOR	13	14
27870	CLAMP, LOWER - BRACKET FLEXIBLE SHAFT	31	38	28512A1	PILOT ASSEMBLY	13	1
27870	CLAMP, LOWER - THROTTLE PICKUP BRACKET	35	40	28747	HANDLE, STARTER CABLE	5	30
27918	CHOKE ROD, LOWER	33	26	28748	RETAINER, STARTER CABLE AND HANDLE	5	31
27935	COVER, TRANSFER PORT	51	47	28759	RING, ADAPTOR - BALL BEARING	81	42
27955	CAP, ADAPTOR AND PILOT FASTENING	13	18	28760A1	OIL SEAL CARRIER ASSEMBLY, PROPELLER SHAFT	81	46
27971	BRACKET, RECTIFIER MOUNTING	55	14	28918A1	PILOT ASSEMBLY	13	1
27977	CLUSTER, THROTTLE LEVER (UPPER CARBURETOR)	33	35	28920	WIRING HARNESS, INTERNAL (NOT AS SHOWN)	27	34
27982A1	CHOKE ROD AND BRACKET ASSEMBLY, UPPER	33	24	28921	SWITCH, MERCURY	27	46
27983	CHOKE ROD, CENTER	33	25	28921	SWITCH, MERCURY	51	37
28007A1	THROTTLE PICKUP BRACKET ASSEMBLY	33	38	28922	LEAD, JUMPER - SOLENOID TO SOLENOID	25	18
28015A2	GROUND STRAP ASSEMBLY, SOLENOID TO STARTER MOTOR	25	17	28937	SOLENOID, STARTER	25	16
28062	SOLENOID, STARTER	25	16	28966	SNUBER, RESISTOR TO TRANSFER PORT COVER SCREW	25	26
28122	TUBE, TILT - CLAMP BRACKET TO SWIVEL BRACKET	59	4	28967	SCREEN, VENT - TOP COWL	5	5
28122	TUBE, TILT - CLAMP BRACKET TO SWIVEL BRACKET	63	4	28967	SCREEN, VENT - TOP COWL	5	5
28126	ADAPTOR, DISTRIBUTOR	13	14	28973	ROD, CHOKE	29	33
28203	BUMPER, TOP YOKE	59	19	28974A1	CHOKE ROD AND BRACKET ASSEMBLY, UPPER	33	24
28203	BUMPER, TOP YOKE	63	23	29044	COVER, FUEL PUMP - UPPER PUMP	45	8
				29056	LEVER, TILT STOP - PORT	59	35
				29057	LEVER, TILT STOP - STARBOARD (NOT AS SHOWN)	59	35
				29102A1	THORTTLE ACTUATOR ASSEMBLY	13	10
				29104	INSERT, WATER PUMP CARTRIDGE	71	19

# PARTS INDEX

Part Number	Description	Pg.	Ref. No.	Part Number	Description	Pg.	Ref. No.
29104	INSERT, WATER PUMP CARTRIDGE .....	75	19	10-20031	SCREW, RETAINER BRACKET TO CENTER CARBURETOR .....	35	46
29104	INSERT, WATER PUMP CARTRIDGE .....	79	19	10-20037	SCREW, RETAINER TO HOUSING .....	45	5
29112	JUMPER, RESISTOR TO RESISTOR .....	25	27	10-20037	SCREW, RETAINER TO HOUSING .....	45	5
29127A2	FUEL PUMP ASSEMBLY, LOWER .....	45	1	10-20037	SCREW, RETAINER TO HOUSING .....	45	5
29156	LOCKWIRE, PICK-UP LEVER FASTENING SCREW ....	17	24	10-20049	SCREW, MAIN BEARING CLAMPING .....	53	14
29171	CLAMP, UPPER - BRACKET FLEXIBLE SHAFT (NOT AS SHOWN) .....	29	37	10-20055	SCREW, ADAPTOR PLATE TO UPPER CHOKE ROD .	33	17
29178A2	FUEL PUMP ASSEMBLY, UPPER .....	45	1	10-20055	SCREW, REED STOP MOUNTING .....	53	18
29193	CLUSTER, THROTTLE LEVER (UPPER CARBURETOR) .....	29	21	10-20060	SCREW, CONNECTING ROD	53	23
29228A1	TRIM MOULDING ASSEMBLY	5	7	10-20089	SCREW, MAIN BEARING LOCKING .....	49	14
29229A1	TRIM MOULDING ASSEMBLY	55	3	10-20100	SCREW, "U" LINK TO CHOKE KNOB .....	33	21
29274	HANDLE, CHROME - TOP COWL .....	7	32	10-20100	SCREW, "U" LINK TO KNOB	29	30
29274A1	HANDLE ASSEMBLY, TOP COWL .....	5	-	10-20100	SCREW, ANCHOR BRACKET TO BOTTOM COWL .....	55	21
29276	HANDLE, INSIDE - TOP COWL .....	7	33	10-20100	SCREW, THROTTLE ACTUATOR TO SECTOR GEAR .....	13	12
29317	YOKE, BOTTOM .....	59	25	10-20100	SCREW, UPPER AND LOWER CLAMP FASTENING .....	31	39
29317	YOKE, BOTTOM .....	63	32	10-20100	SCREW, UPPER AND LOWER CLAMP FASTENING .....	35	41
29344	BLANKET, SOUND ABSORBING - TAPERED (SEE NOTE #2 BELOW) ..	9	8	10-20139	SCREW, PULLEY CLAMPING	15	38
29345	BUMPER, RUBBER - COWL FRONT COVER .....	9	7	10-20176	SCREW, CHOKE LEVER PIVOT PIN .....	29	18
29359	LUBRICAP, SWIVEL BRACKET GREASE FITTING .....	59	--	10-20191	SCREW, THROTTLE BRACKET MOUNTING ...	35	42
29359	LUBRICAP, SWIVEL PIN GREASE FITTING .....	63	--	10-20359	SCREW, CENTER MAIN BEARING LOCKING .....	49	15
29413	BUMPER, TOP COWL HANDLE .....	7	-	10-20359	SCREW, CONTROL LEVER TO BOTTOM COWL .....	55	27
30109	GROUND STRAP ASSEMBLY, ADAPTOR TO CRANKCASE .....	15	41	10-20540	SCREW, CHOKE SOLENOID TO TOP COWL .....	29	5
30109	GROUND STRAP ASSEMBLY, ADAPTOR TO CRANKCASE .....	15	41	10-20540	SCREW, CHOKE SOLENOID TO TOP COWL .....	33	5
30109	GROUND STRAP ASSEMBLY, ADAPTOR TO CRANKCASE .....	15	41	10-20540	SCREW, TRANSFER PORT COVER MOUNTING (5/8")	51	48
30109	GROUND STRAP ASSEMBLY, ADAPTOR TO CRANKCASE .....	15	41	10-20540	SCREW, TRANSFER PORT COVER MOUNTING (5/8")	51	48
30109	GROUND STRAP ASSEMBLY, CYLINDER BLOCK TO BOTTOM COWL .....	51	36	10-20584	SCREW, CLEVIS PIN TO CONTROL LEVER .....	55	33
30463	MOUNT, RUBBER - UPPER .	67	19	10-20597	SCREW, BREAKER HOLDER TO HOUSING .....	21	10
10-20031	SCREW, BRACKET TO CENTER CARBURETOR .	31	42	10-20653	SCREW, CYLINDER BLOCK COVER MOUNTING .....	51	44
10-20031	SCREW, DISTRIBUTOR STOP TO PILOT .....	17	19	10-20665	SCREW, LATCH SPRING FASTENING .....	15	24
10-20031	SCREW, GUIDE RACK TO DISTRIBUTOR ADAPTOR	15	39	10-20665	SCREW, THROTTLE ACTUATOR TO SECTOR GEAR .....	13	12

# PARTS INDEX

Part Number	Description	Pg.	Ref. No.	Part Number	Description	Pg.	Ref. No.
10-20784	SCREW, ADAPTOR TO BOTTOM COWL . . . . .	47	24	10-24770	SCRW,TRANSFER PORT COVER AND RESISTR SNUBBER MNTING 1 3/8"	51	48
10-20847	SCREW, CLUSTER TO THROTTLE LEVER . . . . .	33	36	10-24773	SCREW, CHOKE SOLENOID TO TOP COWL . . . . .	29	3
10-20847	SCREW, SET - CLUSTER TO THROTTLE LEVER . . . . .	29	22	10-24773	SCREW, CHOKE SOLENOID TO TOP COWL . . . . .	33	3
10-20847	SCREW, THROTTLE STOP LEVER . . . . .	37	8	10-24874	SCREW, LOWER MOUNT (5 1/2") . . . . .	67	26
10-20847	SCREW, THROTTLE STOP LEVER . . . . .	41	8	10-25207	SCREW, FUEL PUMP MOUNTING (1 1/2") . . . . .	45	11
10-20854	SCREW, FLOAT BOWL COVER (SHORT) . . . . .	37	22	10-25211	SCREW, FUEL PUMP MOUNTING (1 7/8") . . . . .	45	10
10-20854	SCREW, FLOAT BOWL COVER (SHORT) . . . . .	41	25	10-25612	SCREW, DRIVE - SERIAL PLATE TO SWIVEL BRACKET . . . . .	59	24
10-20870	SCREW, PLUG - BODY CHANNEL . . . . .	37	34	10-25612	SCREW, DRIVE - SERIAL PLATE TO SWIVEL BRACKET . . . . .	63	28
10-21091	SCREW, BRACKET TO BOTTOM COWL (1 1/8") . .	55	16	10-25619	SCREW, COVER FASTENING . . . . .	9	3
10-21106	SCREW, BAFFLE TO BOTTOM COWL . . . . .	55	10	10-25822	SCREW, STRAINER COVER FASTENING . . . . .	37	28
10-21281	SCREW, ADAPTOR PLATE TO UPPER CHOKE LEVER	29	15	10-25822	SCREW, STRAINER COVER FASTENING . . . . .	41	31
10-21504	SCREW, BOTTOM COWL TO DRIVE SHAFT HOUSING .	55	19	10-25850	SCREW, FLOAT BOWL COVER (LONG) . . . . .	37	23
10-21574	SCREW, CRANKCASE TO CYLINDER BLOCK (1 5/8")	49	11	10-25850	SCREW, FLOAT BOWL COVER (LONG) . . . . .	41	26
10-21625	SCREW, COIL BRACKET TO BOTTOM COWL (3/4") . . .	17	35	10-26008	SCREW, PRIMARY LEAD FASTENING . . . . .	21	-
10-22022	SCREW, TRIM COVER TO TOP COWL . . . . .	3	26	10-26128	SCREW, HARNESS PLATE TO BOTTOM COWL . . . . .	27	38
10-22039	SCREW, CRANKCASE TO CYLINDER BLOCK (2 3/4")	49	10	10-26132	SCREW, CRANKCASE TO CYLINDER BLOCK (2 1/2")	49	10
10-22040	SCREW, ADAPTOR AND PILOT TO CRANKCASE FLANGE . . . . .	15	28	10-26487	SCREW, GEAR HOUSING TO DRIVE SHAFT HOUSING (3/8") . . . . .	67	9
10-22040	SCREW, CRANKCASE TO CYLINDER BLOCK (1 1/2")	49	11	10-26548	SCREW, WIRING HARNESS CLAMP TO STARTER BRACKET . . . . .	27	41
10-22421	SCREW, COIL BRACKET TO BOTTOM COWL (1 1/4") . .	17	36	10-26638	SCREW, VERTICAL LEVER TO EXHAUST COVER . . .	17	15
10-22698	SCREW, STARTER MOTOR TO CRANKCASE . . . . .	25	3	10-26889	SCREW, COIL BAND TO BRACKET . . . . .	17	33
10-22928	SCREW, KNOB FASTENING	39	38	10-26960	SCREW, RATCHET TO FLYWHEEL . . . . .	11	8
10-22956	SCREW, BRACKET TO BOTTOM COWL (7/8") . . .	55	15	10-26960	SCREW, SOLENOID TO STARTER MOTOR . . . . .	25	23
10-22960	SCREW, GUIDE RACK - ADJUSTING . . . . .	17	3	10-27005	SCREW, CRANKCASE TO CYLINDER BLOCK (2 7/8")	49	10
10-22968	SCREW, CENTER MAIN BEARING CLAMPING . . . .	53	10	10-27791	SCREW, TILT STOP LEVER RETAINING . . . . .	61	41
10-23030	SCREW, PLUG - BY-PASS TUBE . . . . .	37	32	10-28009	BOLT, CLAMP BRACKET TO BOAT TRANSOM . . . . .	61	46
10-23035	SCREW AND LOCKWASHER, CHOKE SHUTTER . . . . .	41	17	10-28009	BOLT, CLAMP BRACKET TO BOAT TRANSOM . . . . .	65	57
10-23035	SCREW AND LOCKWASHER, THROTTLE SHUTTER . . .	37	29	10-28200	SCREW, STRAP STOP TO DRIVE SHAFT HOUSING .	63	30
10-23035	SCREW AND LOCKWASHER, THROTTLE SHUTTER . . .	41	34				
10-23178	SCREW, PLUG - MAIN NOZZLE . . . . .	41	33				
10-23977	SCREW, CONDENSER TO HOUSING . . . . .	21	12				



# PARTS INDEX

Part Number	Description	Pg.	Ref. No.	Part Number	Description	Pg.	Ref. No.
10-28255	BOLT, TOP YOKE TO UPPER MOUNT	63	24	10-29030	SCREW, FUEL PUMP MOUNTING (1 7/8")	45	10
10-28256	SCREW, DISTRIBUTOR CAP TO ADAPTOR	23	34	10-29054	SCREW, TILT STOP LEVER ANCHOR	59	36
10-28257	SCREW, ADAPTOR TO HOUSING	21	24	10-29081	SCREW, GEAR HOUSING TO DRIVE SHAFT HOUSING (7/16")	67	9
10-28258	SCREW, SIDE INLET TO DISTRIBUTOR CAP	21	33	10-29126	SCREW, FUEL PUMP MOUNTING (1 3/4")	45	10
10-28263	SCREW, LOWER SHOCK PIN TO DRIVE SHAFT HOUSING	65	55	10-29155	SCREW, PICK-UP LEVER TO DISTRIBUTOR HOUSING	17	22
10-28339	SCREW, TILT STOP LEVER ANCHOR	65	42	10-29158	SCREW, DISTRIBUTOR CAP TO ADAPTOR	23	34
10-28405	SCREW, PLUG - BODY CHANNEL	43	38	10-29167	SCREW, SIDE INLET TO DISTRIBUTOR CAP	23	33
10-28405	SCREW, PLUG - MAIN FUEL JET CHANNEL	37	--	10-29180	SCREW, ADAPTOR TO HOUSING	21	24
10-28408	SCREW, RETAINING CLIP TO LOWER CARBURETOR	41	14	10-29197	SCREW, HARNESS GROUND LEAD TO STARTER MOTOR	25	14
10-28450	SCREW, NYLOCK - UPPER AND LOWER SHOCK MOUNTING PIN	65	51	10-29198	SCREW, END CAP MOUNTING	49	22
10-28461	SCREW, UPPER ROD TO CENTER ROD TO LOWER ROD	33	27	10-29198	SCREW, END CAP MOUNTING	49	29
10-28634	SCREW, GREASE FILLER AND FLUSHING HOLE	73	51	10-29199	SCREW, HANDLE TO TOP COWL	7	37
10-28634	SCREW, GREASE FILLER AND FLUSHING HOLE	77	51	10-29200	SCREW, ANCHOR BRACKET TO BOTTOM COWL	55	21
10-28634	SCREW, GREASE FILLER AND FLUSHING HOLE	81	52	10-29221	SCREW, VENT SCREEN TO TOP COWL	5	6A
10-28635	SCREW, HARNESS GROUND LEAD TO STARTER MOTOR	25	14	10-29221	SCREW, VENT SCREEN TO TOP COWL	5	6A
10-28636	SCREW, STOP BLOCK HOLDING	55	25	10-29226	SCREW, DECORATIVE - TRIM MOULDING TO BOTTOM COWL	55	4
10-28653	SCREW, GEAR HOUSING VENT	73	53	10-29226	SCREW, DECORATIVE - TRIM MOULDING TO TOP COWL	5	8
10-28653	SCREW, GEAR HOUSING VENT	77	53	10-29227	SCREW, BRASS - TRIM MOULDING TO TOP COWL	5	9
10-28653	SCREW, GEAR HOUSING VENT	81	54	10-29238	SCREW, RATCHET TO FLYWHEEL	11	8
10-28667	SCREW, MANIFOLD COVER MOUNTING (1")	51	34	10-29238	SCREW, SOLENOID TO STARTER MOTOR	25	23
10-28668	SCREW, MANIFOLD COVER MOUNTING (7/8")	51	34	10-29239	SCREW, THROTTLE BRACKET MOUNTING	31	40
10-28668	SCREW, MANIFOLD COVER MOUNTING (7/8")	51	34	10-29239	SCREW, THROTTLE BRACKET MOUNTING	35	42
10-28713	SCREW, RETAINER TO LOWER CARBURETOR	33	33	10-29256	SCREW, END CAP MOUNTING	49	22
10-28739	SCREW, BREAKER HOLDER TO HOUSING	21	10	10-29256	SCREW, END CAP MOUNTING	49	29
10-28773	SCREW, UPPER MOUNT COVER (1 5/8")	67	21	10-29256	SCREW, LOWER MOUNT COVER TO DRIVE SHAFT HOUSING	69	32
10-28774	SCREW, UPPER MOUNT COVER (2")	67	22	10-29281	SCREW, ADAPTOR AND PILOT TO DISTRIBUTOR	15	27
10-28775	SCREW, UPPER MOUNT COVER (2 1/8")	67	22	10-29282	SCREW, ADAPTOR AND PILOT TO DISTRIBUTOR	15	27
10-29029	SCREW, FUEL PUMP MOUNTING (1 1/2")	45	11				

# PARTS INDEX

Part Number	Description	Pg.	Ref. No.	Part Number	Description	Pg.	Ref. No.
10-29283	SCREW, STATOR TO UPPER END CAP	11	12	11-20220	NUT, PINION GEAR RETAINING	71	10
10-29389	SCREW, UPPER MOUNT COVER (1 7/8")	67	22	11-20220	NUT, PINION GEAR RETAINING	75	10
10-30009	SCREW, CLAMP TO EXHAUST COVER	27	49	11-20220	NUT, PINION GEAR RETAINING	79	10
10-30009	SCREW, DISTRIBUTOR PRIMARY GROUND LEAD CLIP	27	53	11-20361	NUT, CAM FASTENING - PUSH ROD	57	48
10-30009	SCREW, HARNESS CLIP TO BRACKET	27	44	11-20361	NUT, TOP COWL FASTENING	3	24
10-30009	SCREW, HARNESS GROUND LEAD CLIP	27	56	11-20361	NUT, TOP COWL STUD	5	16
10-30009	SCREW, MERCURY SWITCH FASTENING	51	40	11-20509	NUT, POWERHEAD STUD	67	7
10-30009	SCREW, STATOR LEAD CLIP FASTENING	11	16	11-20645	NUT, SOLENOID TERMINAL (#10)	25	22
11-20061	NUT, CONNECTING ROD SCREW	53	24	11-20849	NUT, MAIN ADJUSTMENT SCREW	37	15
11-20083	NUT, ADAPTOR AND PILOT FASTENING SCREW	15	30	11-20890	NUT, BRACKET FASTENING TO THRU BOLT	25	8
11-20083	NUT, CARBURETOR MOUNTING STUD	43	41	11-21825	NUT, ADAPTOR FASTENING SCREW	47	26
11-20083	NUT, CLAMP BRACKET STUD	59	12	11-21825	NUT, CHROME HANDLE STUD	7	36
11-20083	NUT, CLAMP BRACKET STUD	63	12	11-21825	NUT, CHROME HANDLE STUD	7	39
11-20083	NUT, SOLENOID TERMINAL (5/16)	25	20	11-21929	NUT, RECTIFIER MOUNTING SCREW	25	30
11-20088	NUT, LEVER ANCHOR SCREW	59	40	11-22178	NUT, GEAR HOUSING AND DRIVE SHAFT HOUSING STUD (7/16")	67	10
11-20088	NUT, LEVER ANCHOR SCREW	65	45	11-22178	NUT, TOP YOKE BOLT FASTENING	59	21
11-20088	NUT, LEVER RETAINING SCREW	61	45	11-22178	NUT, TOP YOKE BOLT FASTENING	63	25
11-20110	NUT, CLEVIS PIN TO CONTROL LEVER SCREW	55	34	11-22178	NUT, UPPER MOUNT BOLT	67	12
11-20110	NUT, LEVER LINK SWIVEL FASTENING	57	39	11-22339	NUT, FLYWHEEL	11	1
11-20110	NUT, LINK PIN TO VERTICAL LEVER LINK	17	11	11-22948	NUT, ELBOW	45	16
11-20166	NUT, SHEAVE SHAFT (LEFT HAND THREAD)	3	18	11-22948	NUT, ELBOW	45	16
11-20166	NUT, SHEAVE SHAFT (LEFT HAND THREAD)	7	41	11-23161	NUT, GEAR HOUSING AND DRIVE SHAFT HOUSING STUD (3/8")	67	10
11-20184	NUT, ADAPTOR FASTENING SCREW	47	26	11-23161	NUT, POWERHEAD STUD	67	8
11-20184	NUT, BRACKET TO BOTTOM COWL SCREW	55	17	11-24652	NUT, CARBURETOR MOUNTING STUD	39	36
11-20184	NUT, CENTER MAIN BEARING CLAMPING SCREW	53	11	11-25096	NUT, MOUNTING SCREW	67	29
11-20184	NUT, COIL BAND SCREW	17	34	11-25096	NUT, UPPER AND LOWER SHOCK MOUNTING PIN	65	50
11-20184	NUT, COIL BRACKET SCREW	19	37	11-25168	NUT, LINK ROD ADJUSTING	57	42
11-20184	NUT, CYLINDER BLOCK COVER MOUNTING SCREW	51	45	11-25269	NUT, STRAP STOP FASTENING SCREW	63	31
11-20184	NUT, LEVER ANCHOR SCREW	65	45	11-25594	NUT, COIL BRACKET STUD	19	41
				11-25599	NUT, TILT TUBE FASTENING	59	7
				11-25599	NUT, TILT TUBE FASTENING	63	7
				11-26335	NUT, PROPELLER	73	58
				11-26335	NUT, PROPELLER	77	58
				11-26335	NUT, PROPELLER	81	59
				11-26419	NUT, BRASS - MOULDING FASTENING SCREW	55	8
				11-26419	NUT, TRIM MOULDING TO TOP COWL SCREW	5	11
				11-26898	NUT, CLINCH - GUIDE RACK	17	2

# PARTS INDEX

Part Number	Description	Pg.	Ref. No.	Part Number	Description	Pg.	Ref. No.
11-28010	NUT, CLAMP BRACKET BOLT	61	48	12-20138	WASHER, PULLEY CLAMPING SCREW	15	36
11-28010	NUT, CLAMP BRACKET BOLT	65	59	12-20192	WASHER, BRACKET MOUNTING SCREW	35	44
11-28202	NUT, SWIVEL PIN RETAINING	59	26	12-20260	WASHER, GREASE FILLER AND FLUSHING HOLE SCREW	73	52
11-28202	NUT, SWIVEL PIN RETAINING	63	33	12-20260	WASHER, GREASE FILLER AND FLUSHING HOLE SCREW	77	52
11-28444	NUT, BALL BEARING RETAINING	73	--	12-20260	WASHER, GREASE FILLER AND FLUSHING HOLE SCREW	81	53
11-28444	NUT, BALL BEARING RETAINING	77	43	12-20262	WASHER, GEAR HOUSING VENT SCREW	73	54
11-28444	NUT, BALL BEARING RETAINING	81	44	12-20262	WASHER, GEAR HOUSING VENT SCREW	77	54
11-28770	NUT, WATER PUMP COVER STUDS	73	50	12-20262	WASHER, GEAR HOUSING VENT SCREW	81	55
11-28770	NUT, WATER PUMP COVER STUDS	77	50	12-20286	WASHER, TRIM COVER SCREW	3	27
11-28770	NUT, WATER PUMP COVER STUDS	81	51	12-20346	WASHER, CHROME HANDLE STUD	7	35
11-28968	NUT, SPEED - VENT SCREEN TO TOP COWL	5	6	12-20346	WASHER, TOP COWL STUD	3	23
11-28968	NUT, SPEED - VENT SCREEN TO TOP COWL	5	6	12-20346	WASHER, TOP COWL STUD (3/4" OD)	5	15
11-29225	NUT, NYLON CAP - MOULDING FASTENING SCREW	55	6	12-20533	WASHER, DISTRIBUTOR STOP FASTENING SCREW	17	20
11-29236	NUT, PRIMARY LEAD FASTENING	21	5	12-20533	WASHER, GUIDE RACK FASTENING SCREW	15	40
11-29250	NUT, CARBURETOR MOUNTING STUD	43	41	12-20533	WASHER, LINK ROD END	57	43
11-29250	NUT, CRANKCASE FASTENING SCREW	49	12	12-20533	WASHER, PICK-UP LEVER FASTENING SCREW	17	23
11-29322	NUT, UPPER MOUNT COVER SCREW	67	24	12-20533	WASHER, PUSH ROD	59	32
12-20028	WASHER, LEVER ANCHOR SCREW	59	38	12-20533	WASHER, PUSH ROD	65	38
12-20028	WASHER, LEVER RETAINING SCREW	61	43	12-20583	WASHER, TOP COWL STUD (1/32")	5	-
12-20028	WASHER, SPRING RETAINER PIN	13	-	12-21040	WASHER, CONTROL LEVER SCREW	55	28
12-20028	WASHER, TOP COWL STUD	3	22	12-21040	WASHER, VERTICAL LEVER FASTENING SCREW	17	16
12-20028	WASHER, TOP COWL STUD (1/16")	5	14	12-21967	WASHER, STOP BLOCK SCREW	55	24
12-20028	WASHER, TRANSFER PORT COVER MNTING SCRW	51	49	12-22025	WASHER, DRIVE SHAFT	71	9
12-20084	WASHER, ADAPTOR AND PILOT FASTENING SCREW	15	29	12-22025	WASHER, PINION GEAR TO RETAINING NUT	75	9
12-20084	WASHER, CARBURETOR MOUNTING STUD	43	42	12-22025	WASHER, PINION GEAR TO RETAINING NUT	79	9
12-20084	WASHER, COIL BRACKET STUD	19	40	12-24664	WASHER, BRACKET TO STARTER MOTOR THRU BOLT	25	6
12-20084	WASHER, LOWER MOUNT COVER SCREW	69	31	12-24671	WASHER, FIBER - MOULDING FASTENING SCREW	55	5
12-20086	WASHER, POWERHEAD STUD	67	6	12-24872	WASHER, MOUNTING SCREW	67	28
12-20128	WASHER, LATCH SPRING SCREW	15	25	12-24872	WASHER, MOUNTING SCREW	67	28

# PARTS INDEX

Part Number	Description	Pg.	Ref. No.	Part Number	Description	Pg.	Ref. No.
12-25176	WASHER, SWIVEL PIN (TOP WASHER OPTIONAL ON MARK 78A) . . . . .	63	26	12-28196	WASHER, UPPER BUSHING RETAINER (INNER) . . . . .	65	48
12-25176	WASHER, SWIVEL PIN (TOP WASHER OPTIONAL) . . . . .	59	22	12-28197	WASHER, UPPER AND LOWER BUSHING RETAINER (OUTER) . . . . .	65	49
12-26014	WASHER, ADAPTOR . . . . .	29	13	12-28197	WASHER, UPPER AND LOWER BUSHING RETAINER (OUTER) . . . . .	65	49
12-26014	WASHER, ADAPTOR PLATE SCREW . . . . .	33	15	12-28264	WASHER, LOWER BUSHING RETAINER (INNER) . . . . .	65	56
12-26014	WASHER, PLUNGER LINK . . . . .	33	13	12-28404	WASHER, THUMB SCREW . . . . .	59	3
12-26014	WASHER, REED STOP MOUNTING SCREW . . . . .	53	17	12-28404	WASHER, THUMB SCREW . . . . .	63	3
12-26162	WASHER, COVER FASTENING SCREW (RUBBER) . . . . .	9	4	12-28421	WASHER, UPPER AND LOWER BUSHING RETAINER (OUTER) . . . . .	65	49
12-26180	WASHER, WAVE WASHER RETAINER . . . . .	3	13	12-29245	WASHER, CHROME HANDLE STUD . . . . .	7	34
12-26180	WASHER, WAVE WASHER RETAINER . . . . .	5	25	12-29245	WASHER, CHROME HANDLE STUD . . . . .	7	38
12-26193	WASHER, GEAR HOUSING COVER . . . . .	73	47	12-29245	WASHER, SPRING TERMINAL PIN . . . . .	13	5
12-26193	WASHER, GEAR HOUSING COVER . . . . .	77	47	12-29245	WASHER, UPPER MOUNT COVER SCREW . . . . .	67	23
12-26193	WASHER, GEAR HOUSING COVER . . . . .	81	48	13-20160	WASHER, WAVE - RETAINER TENSION . . . . .	3	11
12-26227	WASHER, THUMB SCREW . . . . .	63	3	13-20160	WASHER, WAVE - RETAINER TENSION . . . . .	5	26
12-26331	WASHER, BACKING - PROPELLER SHAFT (1/32) . . . . .	73	56	13-20554	LOCKWASHER, ANCHOR BRACKET TO BOTTOM COWL SCREW . . . . .	55	22
12-26331	WASHER, BACKING - PROPELLER SHAFT (1/32) . . . . .	77	56	13-20846	WASHER, WAVE - LEVER ANCHOR SCREW . . . . .	65	43
12-26331	WASHER, BACKING - PROPELLER SHAFT (1/32) . . . . .	81	57	13-20846	WASHER, WAVE - RETAINING SCREW . . . . .	61	42
12-26334	WASHER, BACKING - PROPELLER SHAFT (1/8) . . . . .	73	55	13-21272	LOCKWASHER, BRACKET FASTENING SCREW . . . . .	31	43
12-26334	WASHER, BACKING - PROPELLER SHAFT (1/8) . . . . .	77	55	13-21272	LOCKWASHER, BRACKET FASTENING SCREW . . . . .	35	47
12-26334	WASHER, BACKING - PROPELLER SHAFT (1/8) . . . . .	81	56	13-26494	WASHER, WAVE - RETAINER COVER TO OIL SEAL CARRIER . . . . .	71	17
12-26439	WASHER, BREAKER PIVOT PIN . . . . .	21	7	13-26494	WASHER, WAVE - RETAINER COVER TO OIL SEAL CARRIER . . . . .	75	17
12-26617	WASHER, FLYWHEEL NUT . . . . .	11	2	13-26494	WASHER, WAVE - RETAINER COVER TO OIL SEAL CARRIER . . . . .	79	17
12-26832	WASHER, CONDENSER TO HOUSING SCREW . . . . .	21	14	13-26851	WASHER, WAVE - LEVER LINK SWIVEL . . . . .	57	38
12-27726	WASHER, RUBBER - UPPER MOUNT BOLT . . . . .	67	15	13-26917	WASHER, WAVE - BALL BEARING TENSION . . . . .	21	21
12-27727	WASHER, UPPER MOUNT BOLT . . . . .	67	16	13-26991	LOCKWASHER, CHOKE SOLENOID SCREW . . . . .	29	4
12-27728	WASHER, UPPER MOUNT BOLT . . . . .	67	14	13-26991	LOCKWASHER, CHOKE SOLENOID SCREW . . . . .	33	4
12-27882	WASHER, CHOKE ROD SCREW . . . . .	33	29	13-26992	LOCKWASHER, ADAPTOR FASTENING SCREW . . . . .	47	25
12-27897	WASHER, COVER FASTENING SCREW (NYLON) . . . . .	9	5	13-26992	LOCKWASHER, BRACKET TO STARTER MOTOR THRU BOLT . . . . .	25	7
12-27939	WASHER, THRUST - DISTRIBUTOR PILOT . . . . .	13	15				
12-28008	WASHER, CLAMP BRACKET BOLT . . . . .	61	47				
12-28008	WASHER, CLAMP BRACKET BOLT . . . . .	65	58				

# PARTS INDEX

Part Number	Description	Pg.	Ref. No.	Part Number	Description	Pg.	Ref. No.
13-26992	LOCKWASHER, CHOKE SOLENOID SCREW . . . . .	29	6	13-26995	LOCKWASHER, TRIM MOULDING TO TOP COWL SCREW . . . . .	5	10
13-26992	LOCKWASHER, CHOKE SOLENOID SCREW . . . . .	33	6	13-26996	LOCKWASHER, "U" LINK SCREW . . . . .	29	31
13-26992	LOCKWASHER, HARNESS GROUND LEAD SCREW . . . . .	25	15	13-26996	LOCKWASHER, "U" LINK SCREW . . . . .	33	22
13-26992	LOCKWASHER, LEVER ANCHOR SCREW . . . . .	59	39	13-26996	LOCKWASHER, ADAPTOR PLATE SCREW . . . . .	33	16
13-26992	LOCKWASHER, LEVER ANCHOR SCREW . . . . .	65	44	13-26996	LOCKWASHER, FUEL PUMP MOUNTING SCREW . . . . .	45	12
13-26992	LOCKWASHER, LEVER RETAINING SCREW . . . . .	61	44	13-26996	LOCKWASHER, PULLEY CLAMPING SCREW . . . . .	15	37
13-26992	LOCKWASHER, RATCHET TO FLYWHEEL SCREW . . . . .	11	9	13-26996	LOCKWASHER, SOLENOID TERMINAL (#10) . . . . .	25	21
13-26992	LOCKWASHER, RETAINER FASTENING SCREW . . . . .	33	34	13-26996	LOCKWASHER, STATOR TO END CAP SCREW (USE WITH 10-23003 SCREW . . . . .	11	13
13-26992	LOCKWASHER, SOLENOID TO STARTER MOTOR SCREW . . . . .	25	24	13-27959	WASHER, WAVE - TAB WASHER TENSION . . . . .	13	17
13-26992	LOCKWASHER, UPPER MOUNT COVER SCREW . . . . .	67	23	13-29402	WASHER, WAVE - STARTER PAWL . . . . .	3	15
13-26992	LOCKWASHER, TRNSFER PORT COVR AND RESISTR SNUBBER MNTING SCRW . . . . .	51	49	13-29402	WASHER, WAVE - STARTER PAWL . . . . .	5	22
13-26993	LOCKWASHER, CLAMP BRACKET STUD . . . . .	59	11	14-20091	TAB WASHER, BEARING LOCKING SCREW . . . . .	49	16
13-26993	LOCKWASHER, CLAMP BRACKET STUD . . . . .	63	11	14-20165	TAB WASHER, SHEAVE SHAFT NUT . . . . .	3	17
13-26993	LOCKWASHER, END CAP MOUNTING SCREW . . . . .	49	23	14-20165	TAB WASHER, SHEAVE SHAFT NUT . . . . .	7	40
13-26993	LOCKWASHER, END CAP MOUNTING SCREW . . . . .	49	30	14-26333	TAB WASHER, PROPELLER NUT . . . . .	73	57
13-26993	LOCKWASHER, LOWER MOUNT COVER SCREW . . . . .	69	31	14-26333	TAB WASHER, PROPELLER NUT . . . . .	77	57
13-26993	LOCKWASHER, RECTIFIER MOUNTING SCREW . . . . .	25	29	14-26333	TAB WASHER, PROPELLER NUT . . . . .	81	58
13-26993	LOCKWASHER, SOLENOID TERMINAL (5/16) . . . . .	25	19	14-27960	TAB WASHER, CAP LOCKING . . . . .	13	16
13-26993	LOCKWASHER, STARTER MOTOR TO CRANKCASE SCREW . . . . .	25	4	14-28445	TAB WASHER, BEARING RETAINING NUT . . . . .	73	--
13-26993	LOCKWASHER, WATER PUMP COVER STUDS . . . . .	73	49	14-28445	TAB WASHER, BEARING RETAINING NUT . . . . .	77	42
13-26993	LOCKWASHER, WATER PUMP COVER STUDS . . . . .	77	49	14-28445	TAB WASHER, BEARING RETAINING NUT . . . . .	81	43
13-26993	LOCKWASHER, WATER PUMP COVER STUDS . . . . .	81	50	14-29157	TAB WASHER, DISTRIBUTOR CAP TO ADAPTOR SCREW . . . . .	23	35
13-26994	LOCKWASHER, ADAPTOR PLATE SCREW . . . . .	29	16	15-20082	SHIM, END CAP TO CRANKCASE (.002-3-5-10) . . . . .	49	21
13-26994	LOCKWASHER, CHOKE ROD SCREW . . . . .	33	28	15-20085	SHIM, END CAP TO CRANKCASE (.002-3-5-10) . . . . .	49	28
13-26995	LOCKWASHER, BRACKET MOUNTING SCREW . . . . .	35	43	15-20929	SHIM, BALL BEARING - DRIVE SHAFT (.002-3-5-10) . . . . .	71	11
13-26995	LOCKWASHER, CONDENSER TO HOUSING SCREW . . . . .	21	13	15-20929	SHIM, DRIVE SHAFT BALL BEARING TO GEAR HOUSING (.002-3-5-10 . . . . .	75	11
13-26995	LOCKWASHER, MOULDING FASTENING SCREW . . . . .	55	7	15-20929	SHIM, DRIVE SHAFT BALL BEARING TO GEAR HOUSING (.002-3-5-10 . . . . .	79	11

# PARTS INDEX

Part Number	Description	Pg.	Ref. No.	Part Number	Description	Pg.	Ref. No.
15-21158	SHIM, VALVE ADAPTOR TO GEAR HOUSING (.003-5-10)	71	35	16-28260	STUD, GEAR HOUSING TO DRIVE SHAFT HOUSING	71	4
15-21158	SHIM, VALVE ADAPTOR TO GEAR HOUSING (.003-5-10)	77	35	16-28260	STUD, GEAR HOUSING TO DRIVE SHAFT HOUSING (3/8" X 2 7/8")	75	4
15-21158	SHIM, VALVE ADAPTOR TO GEAR HOUSING (.003-5-10)	81	35	16-28260	STUD, GEAR HOUSING TO DRIVE SHAFT HOUSING (3/8" X 2 7/8")	79	4
15-25600	SHIM, CLAMP BRACKET TILT TUBE	63	5	16-28771	STUD, WATER PUMP COVER FASTENING	71	6
15-25600	SHIM, CLAMP BRACKET TILT TUBE (.010-.020)	59	5	16-28771	STUD, WATER PUMP COVER FASTENING	75	6
15-26201	SHIM, ADAPTOR RING TO GEAR HOUSING (.002-3-5)	73	39	16-28771	STUD, WATER PUMP COVER FASTENING	79	6
15-26201	SHIM, ADAPTOR RING TO GEAR HOUSING (.002-3-5)	77	39	16-29078	STUD, GEAR HOUSING TO DRIVE SHAFT HOUSING (7/16" X 2")	75	3
15-26201	SHIM, ADAPTOR RING TO GEAR HOUSING (.002-3-5)	81	40	16-29078	STUD, GEAR HOUSING TO DRIVE SHAFT HOUSING (7/16" X 2")	79	3
15-26229	SHIM, BALL BEARING TO PROPELLER GEAR (.003-5-10)	73	41	16-29079	STUD, GEAR HOUSING TO DRIVE SHAFT HOUSING (7/16" X 3")	75	4
15-26496	SHIM, STARTER MOTOR TO CRANKCASE FLANGE	25	2	16-29079	STUD, GEAR HOUSING TO DRIVE SHAFT HOUSING (7/16" X 3")	79	4
16-20077	STUD, COIL BRACKET TO SUPPORT	19	38	16-29080	STUD, DRIVE SHAFT HOUSING TO GEAR HOUSING (7/16")	67	2
16-20221	STUD, CLAMP BRACKET	59	10	16-29230	STUD, PRIMARY LEAD AND TENSION SPRING FASTENING	21	4
16-20221	STUD, CLAMP BRACKET	63	10	17-20032	DOWEL PIN, CENTER MAIN BEARING	53	5
16-20353	STUD, FRONT - TOP COWL TO CRANKCASE	5	3	17-20032	DOWEL PIN, CYLINDER BLOCK TO MAIN BEARING	49	2
16-20353	STUD, FRONT - TOP COWL TO CRANKCASE	5	3	17-20032	DOWEL PIN, MAIN BEARING	53	13
16-20353	STUD, TOP COWL TO CRANKCASE	3	2	17-20033	DOWEL PIN, CRANKCASE TO CYLINDER BLOCK	49	5
16-20500	STUD, REAR - TOP COWL TO COVER	5	2	17-20363	PIN, REVERSE LOCK SPRING ATTACHING	63	21
16-20500	STUD, REAR - TOP COWL TO COVER	5	2	17-20592A1	PIN ASSEMBLY, CLEVIS YOKE	55	31
16-20500	STUD, TOP COWL TO COVER	3	3	17-20853	PIN, FLOAT LEVER PIN	37	3
16-21831	STUD, CARBURETOR MOUNTING	49	4	17-20853	PIN, FLOAT LEVER PINION	41	3
16-23071	STUD, GEAR HOUSING TO DRIVE SHAFT HOUSING	71	3	17-21057	PIN, HINGE - COWL LATCH HANDLE	9	14
16-23071	STUD, GEAR HOUSING TO DRIVE SHAFT HOUSING (3/8" X 1 7/8")	75	3	17-23733	PIN, IMPELLER DRIVE	71	22
16-23071	STUD, GEAR HOUSING TO DRIVE SHAFT HOUSING (3/8" X 1 7/8")	79	3	17-23733	PIN, IMPELLER DRIVE	75	22
16-23071	STUD, GEAR HOUSING TO DRIVE SHAFT HOUSING (3/8" X 1 7/8")	79	3	17-23733	PIN, IMPELLER DRIVE	79	22
16-25385	STUD, CARBURETOR MOUNTING	49	4	17-23757	PIN, ROLL - SECTOR GEAR LOCATING	13	9
16-26133	STUD, CRANKCASE TO DRIVE SHAFT HOUSING	49	6	17-23757	ROLL PIN, LINK PIN TO NYLON RACK	17	6
16-26134	STUD, CYLINDER BLOCK TO DRIVE SHAFT HOUSING	49	8	17-23928	PIN, ROLL - SECTOR GEAR LOCATING	13	9
16-26135	STUD, CYLINDER BLOCK TO DRIVE SHAFT HOUSING	49	7	17-23928	ROLL PIN, CLEVIS YOKE PIN	55	32
				17-25319	PIN, ROLL - CAM SHAFT	21	20
				17-25391	RIVET, CHOKE LEVER TO CHOKE ROD	29	34

# PARTS INDEX

Part Number	Description	Pg.	Ref. No.	Part Number	Description	Pg.	Ref. No.
17-25391	RIVET, CHOKE ROD TO CHOKE LEVER . . . . .	33	30	18-27769	PIN (HAIR), PLATE TO PLUNGER LINK . . . . .	33	14
17-25598	PIN, REVERSE LOCK SPRING ATTACHING . . . . .	59	17	19-20011	WELCH PLUG, BODY CHANNEL . . . . .	37	33
17-25598	PIN, REVERSE LOCK SPRING ATTACHING . . . . .	63	21	19-20011	WELCH PLUG, BODY CHANNEL . . . . .	43	--
17-26200	DOWEL PIN, PROPELLER GEAR TO SHAFT . . . . .	73	38	21-26491	VALVE, WATER . . . . .	71	33
17-26200	DOWEL PIN, PROPELLER GEAR TO SHAFT . . . . .	77	38	21-26491	VALVE, WATER . . . . .	77	33
17-26200	DOWEL PIN, PROPELLER GEAR TO SHAFT . . . . .	81	38	21-26491	VALVE, WATER . . . . .	81	33
17-26616	PIN, SPRING ANCHOR . . . . .	13	7	21-28481A1	CHECK VALVE ASSEMBLY . . . . .	51	54
17-26618	DOWEL PIN, PULLEY TO FLYWHEEL . . . . .	11	6	21-28481A1	CHECK VALVE ASSEMBLY, ADAPTOR . . . . .	51	54
17-26637	RIVET, LINK TO VERTICAL LEVER . . . . .	17	10	21-28483A1	CHECK VALVE ASSEMBLY, END CAP . . . . .	49	--
17-26816	PIN, LINK - NYLON RACK . . . . .	17	7	21-28483A1	CHECK VALVE ASSEMBLY< UPPER - BLEED HOSE . . . . .	51	56
17-27719	PIN, SPRING TERMINAL . . . . .	13	4	21-30430	VALVE, CHECK - FUEL PUMP . . . . .	45	3
17-27732	DOWEL PIN, STEPPED . . . . .	53	9	21-30430	VALVE, CHECK - FUEL PUMP . . . . .	45	3
17-27961	PIN, SPRING ANCHOR . . . . .	13	7	21-30430	VALVE, CHECK - FUEL PUMP . . . . .	45	3
17-27962	PIN, SPRING TERMINAL . . . . .	13	4	21-30430	VALVE, CHECK - FUEL PUMP . . . . .	45	3
17-28207	PIN, LOWER SHOCK MOUNTING (USE THRU SERIAL #1166568 ON MARK . . . . .	65	54	22-20380	CONNECTOR, DISTRIBUTOR VENT TUBE . . . . .	55	11
17-28208	PIN, UPPER SHOCK MOUNTING (SEE NOTE #2 ) . . . . .	65	46	22-20445	CONNECTOR, CYLINDER BLEED HOSE - LOWER . . . . .	51	50
17-28211A1	SWIVEL PIN AND TOP YOKE ASSEMBLY . . . . .	59	18	22-21290	PLUG, PIPE - BLEED HOLE . . . . .	49	9
17-28211A1	SWIVEL PIN AND TOP YOKE ASSEMBLY . . . . .	63	22	22-22946	SLEEVE, RUBBER . . . . .	45	15
17-28658	PIN, COIL SPRING MOUNTING . . . . .	63	19	22-22946	SLEEVE, RUBBER . . . . .	45	15
17-29219A1	TILT LOCK PIN ASSEMBLY . . . . .	59	13	22-22995	ELBOW, LOWER FUEL PUMP INLET . . . . .	45	14
17-29219A1	TILT LOCK PIN ASSEMBLY . . . . .	63	13	22-22995	ELBOW, UPPER FUEL PUMP OUTLET . . . . .	45	14
18-20180	COTTER PIN, "U" LINK TO UPPER CHOKE ROD . . . . .	33	23	22-23612	FITTING, GREASE . . . . .	59	15
18-20180	COTTER PIN, CHOKE LEVER AND ROD FASTENING . . . . .	29	32	22-23612	FITTING, GREASE . . . . .	63	16
18-20180	COTTER PIN, LINK ROD TO CONTROL LEVER . . . . .	57	45	22-23612	FITTING, GREASE - SECTOR GEAR . . . . .	13	8
18-20209	COTTER PIN, REVERSE LOCK TO SHAFT . . . . .	59	34	22-25094	FITTING, GREASE - ADAPTOR . . . . .	15	26
18-20209	COTTER PIN, REVERSE LOCK TO SHAFT . . . . .	65	40	22-25443	ELBOW, UPPER CARBURETOR TO FUEL LINE . . . . .	47	29
18-25191	COTTER PIN, PUSH ROD TO REVERSE LOCK . . . . .	59	33	22-25885	ELBOW, VENT HOSE - DISTRIBUTOR CAP . . . . .	21	29
18-25191	COTTER PIN, PUSH ROD TO REVERSE LOCK . . . . .	65	39	22-25885A1	ELBOW ASSEMBLY, VENT HOSE - PRIMARY HOUSING . . . . .	21	2
18-26953	COTTER PIN, ADAPTOR PLATE TO PLUNGER LINK . . . . .	29	14	22-25956	TEE, CENTER AND LOWER CARBURETOR . . . . .	47	28
18-26953	COTTER PIN, BREAKER TO PIVOT PIN . . . . .	21	8	22-25956	TEE, CHECK VALVE AND ADAPTOR . . . . .	51	52
18-26953	COTTER PIN, CHOKE LEVER FASTENING (UPPER CARBURETOR) . . . . .	29	25	22-26220A1	WATER VALVE AND ADAPTOR ASSEMBLY . . . . .	71	32
18-26953	COTTER PIN, PLATE TO PLUNGER LINK . . . . .	33	14	22-26220A1	WATER VALVE AND ADAPTOR ASSEMBLY . . . . .	77	32
				22-26220A1	WATER VALVE AND ADAPTOR ASSEMBLY . . . . .	81	32
				22-28586A1	ADAPTOR AND CHECK VALVE ASSEMBLY . . . . .	51	53

# PARTS INDEX

Part Number	Description	Pg.	Ref. No.	Part Number	Description	Pg.	Ref. No.
22-29380	PLUG, PIPE - FUEL PUMP HOUSING OUTLET . . . . .	45	-	24-26625	SPRING, REVERSE LOCK TENSION . . . . .	65	35
23-20158	SPACER, SHEAVE SHAFT . . . . .	3	9	24-26631	SPRING, LATCH - DAPTOR PILOT . . . . .	15	23
23-20158	SPACER, SHEAVE SHAFT . . . . .	5	23	24-26890	SPRING, THROTTLE SHAFT RETURN (CENTER AND LOWER CARBURETOR) . . . . .	37	11
23-20159	BUSHING, SPRING GUIDE . . . . .	3	10	24-26890	SPRING, THROTTLE SHAFT RETURN (CENTER AND LOWER CARBURETOR) . . . . .	41	11
23-20159	BUSHING, SPRING GUIDE . . . . .	5	19	24-27160	SPRING, IDLE ADJUSTMENT SCREW . . . . .	37	--
23-20222	SPACER, CLAMP BRACKET STUD . . . . .	59	9	24-27160	SPRING, IDLE ADJUSTMENT SCREW . . . . .	41	20
23-20222	SPACER, CLAMP BRACKET STUD . . . . .	63	9	24-27944	SPRING, HORSESHOE . . . . .	13	3
23-20326	SPACER, TOP COWL STUD . . . . .	3	4	24-28361	SPRING, CHOKE ROD TENSION . . . . .	33	31
23-20326	SPACER, TOP COWL STUD . . . . .	5	13	24-28469	SPRING, DISTRIBUTOR DRIVE SHAFT . . . . .	15	20
23-26348	BUSHING, COVER - COWL MOUNTING STUD . . . . .	51	43	24-28659	SPRING, COIL - SWIVEL BRACKET . . . . .	63	18
23-26348	BUSHING, CRANKCASE - COWL MOUNTING STUD . . . . .	49	3	24-28965	SPRING, CHOKE ROD TENSION . . . . .	33	31
23-26599	BUSHING, NYLON - VERTICAL LEVER . . . . .	17	12	24-28975	SPRING, GARTER - INTERNAL WIRING HARNESS . . . . .	27	36
23-26600	BUSHING, NYLON - VERTICAL LEVER . . . . .	17	14	24-29109	SPRING, TENSION - CONTROL LEVER TO VERTICAL SHAFT . . . . .	55	--
23-26602	BUSHING, NYLON - THROTTLE ACTUATOR . . . . .	13	11	24-29275	SPRING, HORSESHOE . . . . .	13	3
23-26603	BUSHING, STEEL - CONTROL LEVER . . . . .	55	30	24-29340A1	SPRING, STARTER REWIND . . . . .	3	7
23-26603	BUSHING, STEEL - VERTICAL LEVER . . . . .	17	13	24-45073A1	SPRING, STARTER REWIND . . . . .	5	18
23-26850	BUSHING, NYLON - CONTROL LEVER . . . . .	55	29	25-20081	"O" RING . . . . .	49	19
23-26856	BUSHING, CONTROL LEVER SWIVEL . . . . .	55	37	25-20081	"O" RING . . . . .	49	26
23-26888	BUSHING, NYLON - UPPER CHOKE LEVER . . . . .	29	24	25-20081	"O" RING . . . . .	49	26
23-27725	SPACER, UPPER MOUNT BOLT . . . . .	67	13	25-20116	GROMMET, CHOKE KNOB . . . . .	3	-
23-27957	SPACER, DRIVEN PULLEY . . . . .	15	32	25-20116	GROMMET, CHOKE KNOB . . . . .	5	4
23-28198	BUSHING, RUBBER - SHOCK ABSORBER . . . . .	65	53	25-20116	GROMMET, CHOKE KNOB . . . . .	5	4
23-28199	SPACER, UPPER SHOCK BUSHING TO CLAMP BRACKET . . . . .	65	47	25-20116	GROMMET, CHOKE KNOB . . . . .	29	28
23-28688	SPACER, RUBBER - COIL SPRING POSITIONING . . . . .	63	20	25-20116	GROMMET, CHOKE ROD . . . . .	33	19
23-28933	BUSHING, NYLON - CAM SHAFT TO ROTOR . . . . .	21	18	25-20266	"O" RING, DRIVE SHAFT OIL SEAL CARRIER . . . . .	71	13
23-29055	SPACER, TILT STOP LEVER . . . . .	59	37	25-20266	"O" RING, DRIVE SHAFT OIL SEAL CARRIER . . . . .	75	13
24-20869	SPRING, THROTTLE SHAFT RETURN (UPPER CARBURETOR) . . . . .	37	11	25-20266	"O" RING, DRIVE SHAFT OIL SEAL CARRIER . . . . .	79	13
24-20869	SPRING, THROTTLE SHAFT RETURN (UPPER CARBURETOR) . . . . .	41	11	25-20273	RING, RUBBER - CENTRIFUGAL SLINGER . . . . .	71	29
24-23067	SPRING, ADAPTOR STEM . . . . .	47	22	25-20273	RING, RUBBER - CENTRIFUGAL SLINGER . . . . .	75	29
24-24826	SPRING, CONTROL LEVER TENSION . . . . .	57	44	25-20273	RING, RUBBER - CENTRIFUGAL SLINGER . . . . .	79	29
24-26067	SPRING, CHOKE SHUTTER . . . . .	29	20	25-20415	"O" RING, ADAPTOR STEM . . . . .	47	21
24-26068	SPRING, CHOKE ROD POSITIONING . . . . .	29	35	25-26228	"O" RING, BEARING ADAPTOR . . . . .	73	44
24-26620	SPRING, HORSESHOE . . . . .	13	3	25-26228	"O" RING, BEARING ADAPTOR . . . . .	77	44
24-26625	SPRING, REVERSE LOCK TENSION . . . . .	59	29	25-26228	"O" RING, BEARING ADAPTOR . . . . .	81	45
				25-26543	"O" RING, CAM SHAFT . . . . .	21	19



# PARTS INDEX

Part Number	Description	Pg.	Ref. No.	Part Number	Description	Pg.	Ref. No.
25-26543	"O" RING, IGNITION COIL . . .	17	28	27-25033	GASKET, INLET SEAT . . . . .	37	7
25-26547	GROMMET, HIGH TENSION CABLE . . . . .	23	40	27-25033	GASKET, INLET SEAT . . . . .	41	7
25-26630	"O" RING, BOTTOM COWL - PUSH ROD . . . . .	57	49	27-25848	GASKET, STRAINER COVER SCREW . . . . .	37	27
25-26630	"O" RING, PUSH ROD CAP . . .	59	27	27-25848	GASKET, STRAINER COVER SCREW . . . . .	41	20
25-26630	"O" RING, PUSH ROD CAP . . .	63	--	27-25849	GASKET, STRAINER COVER (SMALL) . . . . .	37	25
25-26633	GROMMET, ADAPTOR PLATE . . . . .	29	11	27-25849	GASKET, STRAINER COVER (SMALL) . . . . .	41	28
25-26633	GROMMET, ADAPTOR PLATE . . . . .	33	12	27-25851	GASKET, STRAINER COVER (LARGE) . . . . .	37	24
26-23300	OIL SEAL, CARRIER . . . . .	71	15	27-25851	GASKET, STRAINER COVER (LARGE) . . . . .	41	27
26-23300	OIL SEAL, CARRIER . . . . .	75	15	27-26072	GASKET, CYLINDER BLOCK COVER . . . . .	51	41
26-23300	OIL SEAL, CARRIER . . . . .	79	15	27-26186	GASKET, UPPER - WATER PUMP COVER . . . . .	71	25
26-23517	OIL SEAL . . . . .	71	27	27-26186	GASKET, UPPER - WATER PUMP COVER . . . . .	75	25
26-23517	OIL SEAL . . . . .	75	27	27-26186	GASKET, UPPER - WATER PUMP COVER . . . . .	79	25
26-23517	OIL SEAL . . . . .	79	27	27-26187	GASKET, LOWER - WATER PUMP COVER . . . . .	71	23
26-26207	SEAL, RUBBER - WATER INELT TUBE TO GEAR HOUSING . . . . .	71	28	27-26187	GASKET, LOWER - WATER PUMP COVER . . . . .	75	23
26-26207	SEAL, RUBBER - WATER INLET TUBE . . . . .	67	4	27-26187	GASKET, LOWER - WATER PUMP COVER . . . . .	79	23
26-26207	SEAL, RUBBER - WATER INLET TUBE . . . . .	71	28	27-26187	GASKET, LOWER - WATER PUMP COVER . . . . .	79	23
26-26207	SEAL, RUBBER - WATER INLET TUBE . . . . .	79	28	27-26187	GASKET, LOWER - WATER PUMP COVER . . . . .	79	23
26-26207	SEAL, RUBBER - WATER INLET TUBE TO GEAR HOUSING . . . . .	79	28	27-26197	GASKET, POWERHEAD TO BOTTOM COWL . . . . .	55	18
26-26209	OIL SEAL . . . . .	63	17	27-26198	GASKET, DRIVE SHAFT HOUSING TO BOTTOM COWL . . . . .	67	5
26-26226	OIL SEAL, CARRIER . . . . .	73	46	27-26412	GASKET, HOUSING TO ADAPTOR . . . . .	21	23
26-26226	OIL SEAL, CARRIER . . . . .	77	46	27-26447	GASKET, SIDE INLET TO DISTRIBUTOR CAP . . . . .	21	32
26-26226	OIL SEAL, CARRIER . . . . .	81	47	27-26891	GASKET, CARBURETOR FLANGE . . . . .	43	40
26-29476	OIL SEAL . . . . .	49	18	27-27936	GASKET, TRANSFER PORT COVER . . . . .	51	46
26-29476	OIL SEAL . . . . .	49	25	27-28359	GASKET SET (MOTOR OVERHAUL) . . . . .	1	-
26-29476	OIL SEAL . . . . .	49	25	27-28406	GASKET, BODY CHANNEL PLUG SCREW . . . . .	43	39
26-29478	OIL SEAL . . . . .	49	25	27-28406	GASKET, JET CHANNEL PLUG SCREW . . . . .	37	--
26-32911	OIL SEAL . . . . .	59	16	27-28409	GASKET, MAIN FUEL JET . . .	37	--
26-38970	SEAL, RUBBER - WATER INLET TUBE . . . . .	75	28	27-28409	GASKET, MAIN FUEL JET . . .	41	19
26-38970	SEAL, RUBBER - WATER INLET TUBE TO GEAR HOUSING . . . . .	75	28	27-30089	GASKET, CYLINDER BLOCK TO MANIFOLD PLATE TO COVER . . . . .	51	31
27-20183	GASKET, CARBURETOR FLANGE . . . . .	39	35	27-36268	GASKET, DISTRIBUTOR CAP TO ADAPTOR . . . . .	21	26
27-20848	GASKET, MAIN ADJUSTMENT SCREW GLAND . . . . .	37	12	28-20094	KEY, FLYWHEEL DRIVE . . .	11	3
27-23005	GASKET, CHECK VALVE TO HOUSING . . . . .	45	2	28-20094	KEY, FLYWHEEL DRIVE . . .	53	3
27-23005	GASKET, CHECK VALVE TO HOUSING . . . . .	45	2	28-28657	KEY, CARTRIDGE LOCATING . . . . .	71	20
27-23005	GASKET, CHECK VALVE TO HOUSING . . . . .	45	2	28-28657	KEY, CARTRIDGE LOCATING . . . . .	75	20
27-23013	GASKET, FUEL PUMP COVER . . . . .	45	9				
27-23180	GASKET, IDLE TUBE . . . . .	43	37				
27-24863	GASKET, FUEL PUMP . . . . .	45	6				
27-24863	GASKET, FUEL PUMP . . . . .	45	6				
27-24863	GASKET, FUEL PUMP . . . . .	45	6				

# PARTS INDEX

Part Number	Description	Pg.	Ref. No.	Part Number	Description	Pg.	Ref. No.
28-28657	KEY, CARTRIDGE LOCATING	79	20	32-26528	SLEEVE, RECTIFIER LEAD	25	38
28-28657	KEY, MAGNETO DRIVING	15	33	32-26542	TUBE, VENT - DISTRIBUTOR (13")	55	13
29-20046	BEARING, NEEDLE - CRANKPIN	53	25	32-26622	SLEEVE, JUMPER	25	13
29-20063	BEARING, NEEDLE - PISTON PIN	53	26	32-26624	SLEEVE, SPARK PLUG LEAD	23	43
29-26114	BEARING, NEEDLE - OUTER RACE	53	6	32-26626	BULK LINE (JUMPER LEAD SLEEVES ) PER FOOT	1	-
30-20066	BEARING, BALL - DISTRIBUTOR PILOT	13	2	32-26627	SLEEVE, COIL JUMPER	17	30
30-20080	BEARING, BALL	49	20	32-26693	SLEEVE, CHOKE SOLENOID LEAD WIRE	29	7
30-20080	BEARING, BALL	49	27	32-26693	SLEEVE, CHOKE SOLENOID LEAD WIRE	33	7
30-20080	BEARING, BALL	49	27	32-28052	SLEEVE, RUBBER - TILT LOCK PIN BUMPER	63	14
30-20840	BEARING, BALL - PROPELLER GEAR	73	42	32-28604	FUEL LINE, LOWER PUMP OUTLET TO UPPER PUMP INLET (12 3/4")	45	17
30-20840	BEARING, BALL - PROPELLER GEAR	77	41	32-28654	HOSE, CYLINDER BLEED (6 1/2") - UPPER	51	55
30-20861	BEARING, BALL - DRIVE SHAFT	71	12	32-28665	HOSE, CYLINDER BLEED (5 1/2") - LOWER	51	51
30-20861	BEARING, BALL - DRIVE SHAFT	75	12	32-28930	SLEEVE, HARNESS - MERCURY SWITCH AND DISTRIBUTOR LEAD	27	50
30-20861	BEARING, BALL - DRIVE SHAFT	79	12	32-29194	FUEL LINE, UPPER TO CENTER TO LOWER CARBURETOR	47	27
30-26379	BEARING, BALL - CAM SHAFT	21	16	32-29273	TUBE, WATER INTAKE - LOWER	79	30
30-26379	BEARING, BALL - DRIVE SHAFT	15	21	32-29278	FUEL LINE, LOWER PUMP OUTLET TO UPPER PUMP INLET (8")	45	17
30-28758	BEARING, BALL - PROPELLER SHAFT SLEEVE	81	41	32-30035	FUEL LINE, UPPER PUMP TO LOWER CARBURETOR	45	13
31-20231	BEARING, ROLLER - PROPELLER AND DRIVE SHAFT	75	2	33-20127	SPARK PLUG	17	26
31-20231	BEARING, ROLLER - PROPELLER AND DRIVE SHAFT	79	2	34-20053	REED STOP, MAIN BEARING REED VALVE	53	16
31-20231	BEARING, ROLLER - PROPELLER SHAFT AND DRIVE SHAFT	71	2	34-20888A1	REED SET, MATCHED - MAIN BEARING	53	15
32-23761	FUEL LINE, ADAPTOR TO LOWER FUEL PUMP	45	18	35-26189	SCREEN, WATER INTAKE	71	5
32-26208	SLEEVE, WATER INTAKE TUBE	71	31	35-26189	SCREEN, WATER INTAKE	75	5
32-26208	SLEEVE, WATER INTAKE TUBE	77	31	35-29073	SCREEN, WATER INTAKE	79	5
32-26208	SLEEVE, WATER INTAKE TUBE	81	31	37-23076	DECAL, MERCELECTRIC - BOTTOM COWL	55	--
32-26329	BULK LINE (DISTRIBUTOR VEN TUBES) PER FOOT	1	-	37-28360	DECAL SET (MARK 78)	1	-
32-26407	TUBE, VENT - DISTRIBUTOR (16")	55	12	37-28360	DECAL SET, TOP COWL	3	-
32-26489	TUBE, WATER INTAKE - LOWER	71	30	37-28988	DECAL SET (COLORED ENGINES)	5	12
32-26489	TUBE, WATER INTAKE - LOWER	75	30	37-28988	DECAL SET (MARK 75A AND AMRK 78A) COLORED ENGINES	1	-
32-26490	TUBE, WATER INLET	67	3	37-28989	DECAL SET (MARK 75A AND MARK 78A) WHITE ENGINES	1	-
32-26527	SLEEVE, SPARK PLUG LEAD	23	44	37-28989A1	DECAL SET (WHITE ENGINES)	5	12
32-26528	SLEEVE, HARNESS - DISTRIBUTOR LEAD	27	50	38-28043	SERIAL PLATE	63	27
				38-28150	PLATE, NAME - BOTTOM COWL	57	50
				38-28853	SERIAL PLATE	59	23

# PARTS INDEX

Part Number	Description	Pg.	Ref. No.	Part Number	Description	Pg.	Ref. No.
38-28854	SERIAL PLATE	63	27	53-25539	FASTENER, NAME PLATE TO BOTTOM COWL	57	51
39-27841	RING, PISTON	53	21	53-26210	RING, SNAP - BALL BEARING RETAINING	73	43
39-28616	RINGS, PISTON (.015 OVERSIZE)	53	--	53-26406	RING, SNAP - BALL BEARING RETAINING	15	22
40-20057	LOCK RING, PISTON PIN	53	20	53-26933	RING, SNAP - OUTER RACE	53	8
43-26214	GEAR, PINION - SEE NOTE	71	8	53-28757	RING, SNAP - PROPELLER GEAR	81	39
43-26215	GEAR, PROPELLER - SEE NOTE	73	37	54-20387	CLAMP, BLEED HOSE TO CONNECTOR	51	57
43-26615A2	SECTOR GEAR AND PIN ASSEMBLY	13	6	54-20534	CLAMP, LOWER CABLE - STARTER MOTOR TO STARTER SOLENOID	25	11
43-27889	GEAR, PINION	71	8	54-20830	CLAMP, WIRING HARNESS TO STARTER BRACKET	27	39
43-27889	GEAR, PINION	75	8	54-22627	CLAMP, WIRING HARNESS TO STARTER BRACKET	27	39
43-27889	GEAR, PINION	79	8	54-22740	CLIP, HARNESS GROUND LEAD TO CRANKCASE FLANGE	27	54
43-27891	GEAR, PROPELLER	73	37	54-22783	"S" CLIP, HARNESS LEAD TO BOTTOM COWL	27	45
43-28443	GEAR, PROPELLER	77	37	54-22783	"S" CLIP, STATOR LEAD TO BOTTOM COWL	11	17
43-28443	GEAR, PROPELLER (STARTED WITH SERIAL #1166569)	73	37	54-22875	CLAMP, MERCURY SWITCH FASTENING	27	47
43-28509A1	SECTOR GEAR AND PIN ASSEMBLY	13	6	54-22875	CLAMP, MERCURY SWITCH FASTENING	51	38
43-28761	GEAR, PROPELLER	81	37	54-24836	CLIP, DISTRIBUTOR PRIMARY LEAD TO CRANKCASE	27	51
43-29179A1	SECTOR GEAR AND PIN ASSEMBLY	13	6	54-24836	CLIP, HARNESS GROUND LEAD TO CRANKCASE FLANGE	27	54
44-26213	SHAFT, PROPELLER	71	36	54-24836	CLIP, HARNESS RECTIFIER LEAD TO BRACKET	27	42
44-26213	SHAFT, PROPELLER	77	36	54-24836	CLIP, STATOR LEAD TO EXHAUST COVER	11	14
44-28762A1	PROPELLER SHAFT ASSEMBLY	81	36	54-25735	CLIP, SAFETY CHAIN	63	6
45-26196	DRIVE SHAFT	71	7	54-25735	CLIP, SAFETY CHAIN (NO LONGER USED ON LATER ENGINES)	59	6
45-26196	DRIVE SHAFT	75	7	54-26492	CLAMP, VALVE TO ADAPTOR	71	34
45-26196	DRIVE SHAFT	79	7	54-26492	CLAMP, VALVE TO ADAPTOR	77	34
45-27716	DRIVE SHAFT, DISTRIBUTOR	13	19	54-26492	CLAMP, VALVE TO ADAPTOR	81	34
45-28473A1	DRIVE SHAFT ASSEMBLY, DISTRIBUTOR	15	19	54-26519	CLAMP, SPARK PLUG LEAD TO COVER	51	35
45-28917A1	DRIVE SHAFT ASSEMBLY, DISTRIBUTOR	15	19	54-26550	CLIP, DISTRIBUTOR PRIMARY LEAD TO CRANKCASE	27	51
46-26188A2	WATER PUMP CARTRIDGE ASSEMBLY	71	18	54-26643	CLIP, CHOKE SOLENOID WIRE	29	8
46-26188A2	WATER PUMP CARTRIDGE ASSEMBLY	75	18	54-26643	CLIP, CHOKE SOLENOID WIRE	33	8
46-26188A2	WATER PUMP CARTRIDGE ASSEMBLY	79	18	54-28407	CLIP, CHOKE SHAFT RETAINING	41	13
47-26203	IMPELLER, WATER PUMP	75	21				
47-26203	IMPELLER, WATER PUMP	79	21				
47-30041	IMPELLER, WATER PUMP	71	21				
48-28369	CARBURETOR ADJUSTING PROPELLER	1	-				
50-22791A1	STARTER CABLE ASSEMBLY	3	19				
50-22791A1	STARTER CABLE ASSEMBLY	5	29				
50-25263	RATCHET, FLYWHEEL	11	7				
50-28317	STARTER MOTOR ASSEMBLY	25	1				
50-28895	SHEAVE ASSEMBLY	3	5				
50-28895	SHEAVE ASSEMBLY	5	20				
50-29037	STARTER MOTOR ASSEMBLY	25	1				
53-21058	"E" RING, COWL LATCH HINGE PIN	9	13				

# PARTS INDEX

Part Number	Description	Pg.	Ref. No.	Part Number	Description	Pg.	Ref. No.
55-28209	SHOCK ABSORBER	65	52	393-1283	CONDENSER	21	11
55-28416	PIN, UPPER SHOCK MOUNTING	65	46	393-1287A2	CAM WICK AND HOLDER ASSEMBLY	21	9
55-28417	PIN, LOWER SHOCK MOUNTING (STARTED WITH SERIAL #1166569 ON M	65	54	393-1291	WIRE, PRIMARY	21	15
90-32912	MARK 78, MARK 75A AND MARK 78A PARTS LIST COMPLETE	1	-	393-1292A1	BRUSH AND SPRING ASSEMBLY	21	31
91-32144	BATTERY BOX ASSEMBLY (#27892 BATTERY)	1	-	393-1293A1	BRUSH AND SPRING ASSEMBLY	21	28
92-25143	DECAL SOLUTION (PINT BOTTLE)	1	-	393-1482	RESISTOR	25	25
92-25234	GLUE (BLANKET ADHESIVE)	1	-	393-1504A5	BREAKER ASSEMBLY, COMPLETE	21	3
92-25234	GLUE, ADHESIVE - BLANKET FASTENING	9	-	393-1515	GROMMET, PLASTIC - BREAKER ASSEMBLY	21	6
101-1432A2	TOP COWL ASSEMBLY	3	1	393-1532	WIRE, PRIMARY	21	15
161-1224A3	WRAP AROUND COWL ASSEMBLY	9	11	393-1541A2	SHAFT ASSEMBLY, DISTRIBUTOR CAM	21	17
162-1419A1	COWL FRONT COVER ASSEMBLY (NOT AS SHOWN)	9	1	393-1572	RESISTOR	25	25
167-1546A2	BOTTOM COWL ASSEMBLY (WITHOUT TRIM MOULDING)	55	1	393-1586	GROMMET, PLASTIC - BREAKER ASSEMBLY	21	6
167-1598A2	BOTTOM COWL ASSEMBLY (WITH TRIM MOULDING)	55	1	393-1621A1	HIGH TENSION CABLE ASSEMBLY (COIL #2)	23	36
177-1595A2	TOP COWL ASSEMBLY (WITH TRIM MOULDING)	5	1	393-1622A1	HIGH TENSION CABLE ASSEMBLY (COIL #1)	23	37
177-1657A2	TOP COWL ASSEMBLY (WITHOUT TRIM MOULDING)	5	1	393-1927A5	DISTRIBUTOR CAP ASSEMBLY	21	27
179-1602A1	COWL FRONT COVER ASSEMBLY (NOT AS SHOWN)	9	1	393-F1277	SIDE INLET ASSEMBLY	21	30
179-1616A1	COWL FRONT COVER ASSEMBLY	9	1	394-1163	GROMMET, PLASTIC - BREAKER ASSEMBLY	21	6
212-1424A2	FLYWHEEL ASSEMBLY (USE THRU SERIAL #1113105 ON MARK 75A)	11	4	398-1442	STATOR, ALTERNATOR	11	10
212-1424A4	FLYWHEEL ASSEMBLY (STARTED WITH SERIAL #1113106 ON MARK 75A)	11	4	414-1188	CRANKSHAFT (SEE NOTE #1)	53	1
393-1275	SLEEVE, TERMINAL END COVER	23	38	520-1164A2	MAIN BEARING ASSEMBLY, VALVE TYPE	53	12
393-1275	SLEEVE, TERMINAL END COVER	23	38	521-1191A2	CENTER MAIN BEARING ASS'Y	53	4
393-1278	ADAPTOR, HOUSING TO DISTRIBUTOR CAP	21	22	521-1490A1	CENTER MAIN BEARING ASS'Y	53	4
393-1280	ROTOR, DISTRIBUTOR	21	25	600-7A4	CONNECTING ROD AND CAP ASSEMBLY (SEE NOTE #2)	53	22
393-1282	HOUSING, PRIMARY	21	1	724-1631A2	PISTON AND PISTON PIN ASSEMBLY	53	19
393-1282A6	DISTRIBUTOR ASSEMBLY, COMPLETE	17	25	724-1663A1	PISTON AND PISTON PIN ASSEMBLY (.015 OVERSIZE)	53	--
393-1282A6	DISTRIBUTOR ASSEMBLY, COMPLETE	21	-	832-1411A3	CYLINDER BLOCK AND CRANKCASE ASSEMBLY	49	1
393-1282A9	DISTRIBUTOR ASSEMBLY, COMPLETE	17	25	832-1411A5	CYLINDER BLOCK AND CRANKCASE ASSEMBLY	49	1
393-1282A9	DISTRIBUTOR ASSEMBLY, COMPLETE	17	25	1010-1267A1	CYLINDER BLOCK COVER ASSEMBLY	51	42
393-1282A9	DISTRIBUTOR ASSEMBLY, COMPLETE	21	-	1100-1438A1	END CAP ASSEMBLY, UPPER	49	17
				1102-1484A1	END CAP ASSEMBLY, LOWER	49	24
				1102-1485A1	END CAP ASSEMBLY, LOWER	49	24
				1330-1263	CARBURETOR ASSEMBLY (TILLOTSON AJ-53A)	37	1

# PARTS INDEX

Part Number	Description	Pg.	Ref. No.	Part Number	Description	Pg.	Ref. No.
1330-1607	CARBURETOR ASSEMBLY (TILLOTSON AJ-55A) . . . .	37	1	1399-1651	JET, MAIN FUEL (.051) . . . .	37	--
1330-1607	CARBURETOR ASSEMBLY, COMPLETE . . . . .	29	17	1399-1653	JET, MAIN FUEL (.053) . . . .	37	--
1333-1387	CARBURETOR ASSEMBLY, COMPLETE . . . . .	33	37	1399-1655	JET, MAIN FUEL (.055) - STANDARD . . . . .	37	--
1333-1387	CARBURETOR ASSEMBLY, COMPLETE (KA-2A) . . . .	41	1	1399-931	SCREW, IDLE ADJUSTMENT	37	18
1399-101	LEVER, FLOAT (UPPER) . . .	37	5	1399-932	SCREW, MAIN ADJUSTMENT	37	16
1399-101	LEVER, FLOAT (UPPER) . . .	41	5	1399-933	SHAFT, THROTTLE . . . . .	37	10
1399-102	LEVER, FLOAT (LOWER) . . .	37	4	1399-94	GLAND, MAIN ADJUSTMENT SCREW . . . . .	37	13
1399-102	LEVER, FLOAT (LOWER) . . .	41	4	1399-960	TUBE, BY-PASS . . . . .	37	31
1399-107	SHUTTER, THROTTLE . . . .	37	30	1399-97	LEVER, THROTTLE STOP (SEE NOTE BELOW) . . . .	37	9
1399-108	PACKING, MAIN ADJUSTMENT SCREW . .	37	14	1399-97	LEVER, THROTTLE STOP (SEE NOTE BELOW) . . . .	41	9
1399-110A1	FLOAT ASSEMBLY . . . . .	37	2	1399-99	GASKET, FLOAT BOWL COVER . . . . .	37	19
1399-110A1	FLOAT ASSEMBLY . . . . .	41	2	1399-99	GASKET, FLOAT BOWL COVER . . . . .	41	22
1399-1133	COVER, FLOAT BOWL . . . .	37	20	1440-1426A1	CLAMP BRACKET ASSEMBLY . . . . .	63	1
1399-1133	COVER, FLOAT BOWL . . . .	41	23	1440-1464A1	CLAMP BRACKET ASSEMBLY . . . . .	59	1
1399-1135	COVER, STRAINER . . . . .	37	26	1440-1468A1	CLAMP BRACKET ASSEMBLY . . . . .	63	1
1399-1135	COVER, STRAINER . . . . .	41	29	1442-1401A1	SWIVEL BRACKET ASSEMBLY . . . . .	59	14
1399-1136	ELEMENT, FILTER . . . . .	37	21	1446-1443A3	SWIVEL BRACKET ASSEMBLY (SEE NOTE #1) . . . . .	63	15
1399-1136	ELEMENT, FILTER . . . . .	41	24	1529-1451A2	DRIVE SHAFT HOUSING ASSEMBLY (WITH 3/8" STUDS) . . . . .	67	1
1399-1138	INLET NEEDLE, SEAT AND GASKET . . . . .	37	6	1529-1564A2	DRIVE SHAFT HOUSING ASSEMBLY (WITH 7/16" STUDS) . . . . .	67	1
1399-1145	GASKET AND PACKING SET	39	--	1529-1574A2	DRIVE SHAFT HOUSING ASSEMBLY (WITH 7/16" STUDS) . . . . .	67	1
1399-1145	GASKET AND PACKING SET (CARBURETOR AJ-53A AND AJ-55A) . . . . .	1	-	1529-1575A2	DRIVE SHAFT HOUSING ASSEMBLY (WITH 3/8" STUDS) . . . . .	67	1
1399-1146	REPAIR PARTS KIT . . . . .	39	--	1613-1452A1	GEAR HOUSING ASSEMBLY	71	1
1399-1146	REPAIR PARTS KIT (CARBURETOR AJ-53A) .	1	-	1613-1452A1	GEAR HOUSING ASSEMBLY (3/8" STUD) . . . . .	75	1
1399-1457	JET, MAIN FUEL (.057) . . . .	41	18	1613-1452A2	GEAR HOUSING ASSEMBLY, COMPLETE . . . . .	71	-
1399-1459	JET, MAIN FUEL (.059) . . . .	41	18	1613-1452A3	GEAR HOUSING ASSEMBLY, COMPLETE . . . . .	71	-
1399-1461	JET, MAIN FUEL (.061) . . . .	41	18	1613-1452A3	GEAR HOUSING ASSEMBLY, COMPLETE (3/8" STUD) .	75	-
1399-1463	JET, MAIN FUEL (.063 - STD.)(SEE BULLETIN #265 DATED 2-4-58 . . . . .	41	18	1613-1563A1	GEAR HOUSING ASSEMBLY (7/16" STUD) . . . . .	75	1
1399-1465	JET, MAIN FUEL (.065) . . . .	41	18	1613-1563A2	GEAR HOUSING ASSEMBLY< COMPLETE (7/16" STUD) . . . . .	75	-
1399-1467	JET, MAIN FUEL (.067) . . . .	41	18	1613-1587A1	GEAR HOUSING ASSEMBLY (7/16" STUD) . . . . .	79	1
1399-1469	CHOKE SHAFT AND LEVER	41	12	1613-1587A2	GEAR HOUSING ASSEMBLY, COMPLETE (7/16" STUD) .	79	-
1399-1470	SHUTTER, CHOKE . . . . .	41	16				
1399-1472	TUBE, IDLE . . . . .	43	36				
1399-1473	INLET NEEDLE, SEAT AND GASKET . . . . .	41	6				
1399-1474	NOZZLE, MAIN . . . . .	41	32				
1399-1475	SHAFT, THROTTLE . . . . .	41	10				
1399-1476	SHUTTER, THROTTLE . . . .	41	35				
1399-1477	GASKET AND PACKING SET (1 PER CARBURETOR) . .	43	--				
1399-1477	GASKET AND PACKING SET (CARBURETOR KA-2A) . .	1	-				
1399-1478	REPAIR PARTS KIT (1 PER CARBURETOR) . . . . .	43	--				
1399-1478	REPAIR PARTS KIT (CARBURETOR KA-2A) . .	1	-				
1399-1608	SCREW, IDLE ADJUSTMENT	41	21				
1399-1625	REPAIR PARTS KIT . . . . .	39	--				
1399-1625	REPAIR PARTS KIT (CARBURETOR AJ-55A) .	1	-				

# PARTS INDEX

Part Number	Description	Pg.	Ref. No.	Part Number	Description	Pg.	Ref. No.
1613-1603A2	GEAR HOUSING ASSEMBLY, COMPLETE (3/8" STUD)	79	-				