



PARTS CATALOG

110 ENGINE

SERIAL NUMBER

110 GM 153 I/L4 1963-1966 1537370 THRU 2044033

TABLE OF CONTENTS:

ALTERNATOR ASSEMBLY	14
CARBURETOR ASSEMBLY	28
CYLINDER BLOCK, PISTON AND CRANKSHAFT	58
CYLINDER HEAD AND OIL PAN	62
DISTRIBUTOR ASSEMBLY AND COIL	18
EXHAUST MANIFOLD ASSEMBLY (ALUMINUM - 1/4" BOLTS)	32
EXHAUST MANIFOLD ASSEMBLY (ALUMINUM - 5/16" BOLTS)	40
EXHAUST MANIFOLD ASSEMBLY (CAST-IRON)	48
FLYWHEEL HOUSING AND ENGINE SUPPORT	52
FRONT WATER SYSTEM AND EXHAUST ELBOW (ALUMINUM - 1/4" BOLTS)	36
FRONT WATER SYSTEM AND EXHAUST ELBOW (ALUMINUM - 5/16" BOLTS)	44
FUEL PUMP, FUEL FILTER AND CARBURETOR	22
GASKETS AND GASKET SETS	72
INSTRUMENT PANEL ASSEMBLY	66
PARTS INDEX	74
STARTER MOTOR AND ALTERNATOR	6
STARTER MOTOR ASSEMBLY	10
WIRING HARNESS, VOLTAGE REGULATOR AND STARTER SOLENOID	2

NOTE: Indented description indicate that these parts are included in preceeding assembly.

AR = As Required

NSS = Not Sold Separate

OPT = Optional

NS = Not Shown

THESE PARTS BOOKS/FICHE CARD ARE COPYRIGHTED AND MAY NOT BE DISTRIBUTED OR REPRODUCED IN ANY OTHER FORMAT BY ANYONE OTHER THAN MERCURY MARINE WITHOUT THE PRIOR WRITTEN CONSENT OF MERCURY MARINE.

REPLACEMENT PARTS ! WARNING !

Electrical, ignition and fuel system components on MerCruiser Engines and Stern Drives are designed and manufactured to comply with U.S. Coast Guard Rules and Regulations to minimize risks of fire or explosion. Use of replacement electrical, ignition or fuel system components, which do not comply to these rules and regulations, could result in a fire or explosion hazard and should be voided.

When servicing the electrical, ignition and fuel systems, it is extremely important that all components are properly installed and tightened. If not, any electrical or ignition component opening would permit sparks to ignite fuel vapors from fuel system leaks, if they existed.

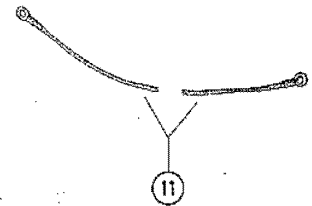
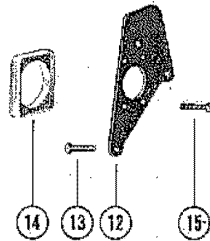
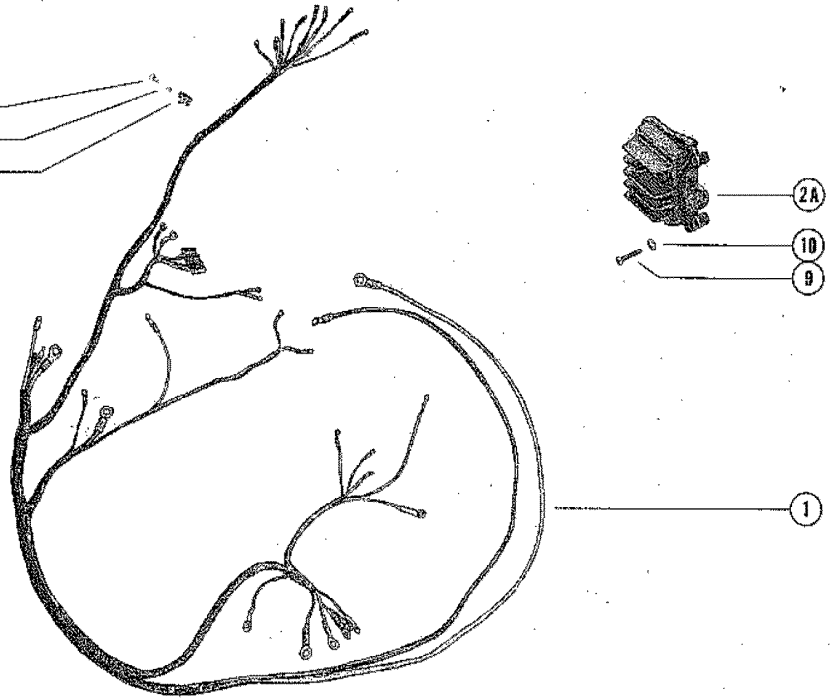
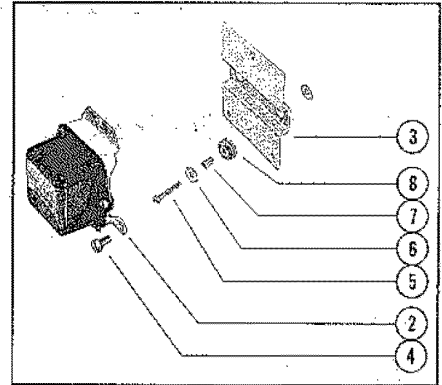

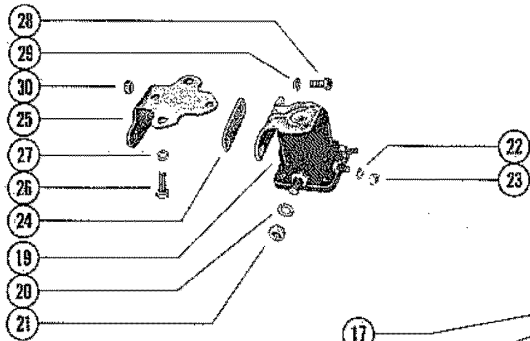


ENGINE MECHANICAL COMPONENTS

Many of the engine mechanical components are designed for marine applications. Unlike automotive engines, marine engines are subjected to extended periods of heavy load and wide- open-throttle operation, therefore, require heavy-duty components. Special marine engine parts have design and manufacturing specifications, which are required to provide long life and dependable performance. Marine engine parts also must be able to resist the corrosive action of salt or brackish water that will rust or corrode standard automotive parts within a short period of time.

Failure to use recommended Mercury Precision Parts OR Quicksilver service replacement parts can result in poor engine performance and/or durability, rapid corrosion of parts subjected to salt water and possibly complete failure of the engine.

Use of parts other than recommended service replacement parts will void the warranty on those parts which are damaged as a result of the use of other than recommended parts.

WIRING HARNESS, VOLTAGE REGULATOR AND STARTER SOLENOID

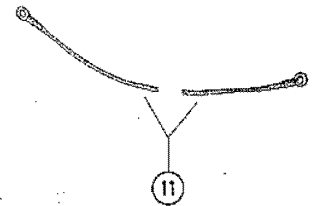
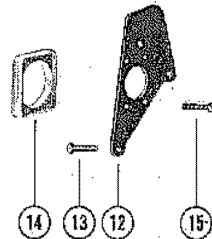
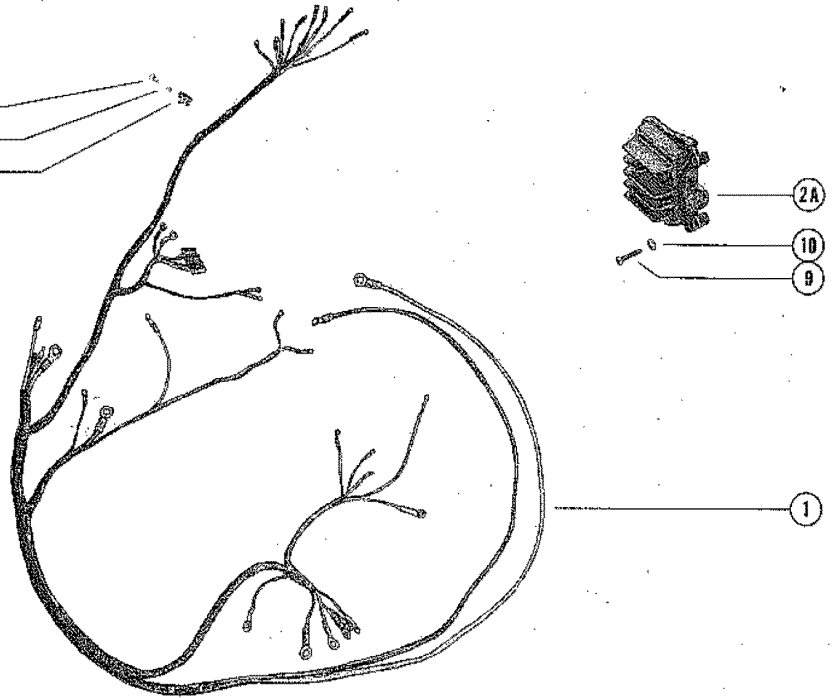
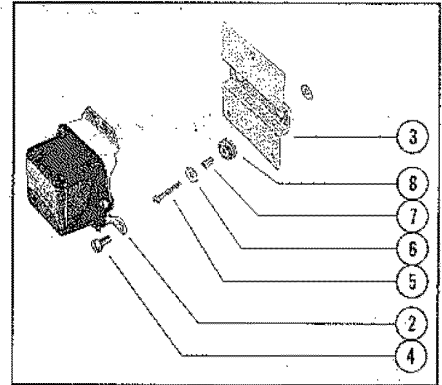

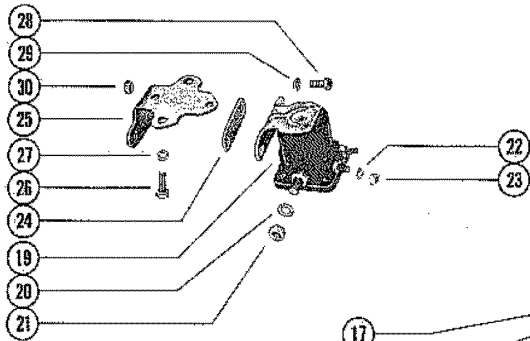




WIRING HARNESS, VOLTAGE REGULATOR AND STARTER SOLENOID

REF. NO.	PART NO.	SYM.	QTY.	DESCRIPTION
1	32785		1	WIRING HARNESS, EXTERNAL SERIAL 00000000-01565943
2	32702		1	VOLTAGE REGULATOR SERIAL 00000000-01565943
1	34453		1	WIRING HARNESS EXTERNAL SERIAL 01565944-01566081
2	34141		1	VOLTAGE REGULATOR SERIAL 01565944-01566081
3	33614A1		1	MOUNT ASSEMBLY, VOLTAGE REGULATOR TO TRANSOM SERIAL 00000000-01729800
4	10-29238		3	SCREW, VOLTAGE REGULATOR TO MOUNT SERIAL 00000000-01729800
5	10-33615		2	SCREW VOLTAGE REGULATOR MOUNT TO TRANSOM SERIAL 00000000-01729800
6	12-22887		2	WASHER, VOLTAGE REGULATOR MOUNT SCREW SERIAL 00000000-01729800
7	23-28626		2	SPACER, VOLTAGE REGULATOR MOUNT SERIAL 00000000-01729800
8	25-28627		2	GROMMET, VOLTAGE REGULATOR MOUNT SERIAL 00000000-01729800
1	37708		1	WIRING HARNESS, EXTERNAL (NOT AS SHOWN) SERIAL 01729801-01949901
2A	37707		1	VOLTAGE REGULATOR, TRANSISTORIZED SERIAL 01729801-09999999
9	10-37908		3	SCREW, VOLTAGE REGULATOR TO TRAMSOM (1 1/4") SERIAL 01729801-09999999
10	21-20028		3	WASHER, VOLTAGE REGULATOR SCREW SERIAL 01729801-09999999
1	39543		1	WIRING HARNESS, EXTERNAL (NOT AS SHOWN) SERIAL 01949902-09999999
11	39593		1	BATTERY CABLE, POSITIVE SERIAL 01949902-09999999
	39594		1	BATTERY CABLE, NEGATIVE SERIAL 01949902-09999999
12	39589		1	BRACKET, MOUNTING - BALLASTAND WIRING HARNESS SERIAL 01949902-09999999
13	10-28464		1	SCREW, BRACKET AND FLYWHEEL HOUSING TO BLOCK (1 1/2") SERIAL 01949902-09999999
	10-45754		1	SCREW, BRACKET AND FLYWHEEL HOUSING TO BLOCK (2") SERIAL 01949902-09999999
14	26079		1	PLATE, WIRING HARNESS TO MOUNTING BRACKET SERIAL 01949902-09999999
15	10-46718		4	SCREW, WIRING HARNESS PLATE TO MOUNTING BRACKET (3/4") SERIAL 01949902-09999999
16	54-22875		2	CLIP, WIRING HARNESS TO BOAT
17	10-22793		2	SCREW, WOOD - WIRING HARNESS CLIP TO BOAT
18	22789		2	"D" WASHER, WIRING HARNESS CLIP SCREW
19	25661		1	STARTER SOLENOID (SEE NOT BELOW)
20	13-26993		2	LOCKWASHER, STARTER SOLENOID TERMINAL (5/16")
21	11-20083		2	NUT, STARRTER SOLENOID TERMINAL (5/16")
22	13-26996		2	LOCKWASHER, STARTER SOLENOID TERMINAL (#10)
23	11-20645		2	NUT, STARTER SOLENOID TERMINAL (10-32)
-	8464		2	SCREW, SOLENOID TO ALTERNATOR BRACKET (3/8") SERIAL 00000000-01564340

CONTINUED ON NEXT PAGE ➡

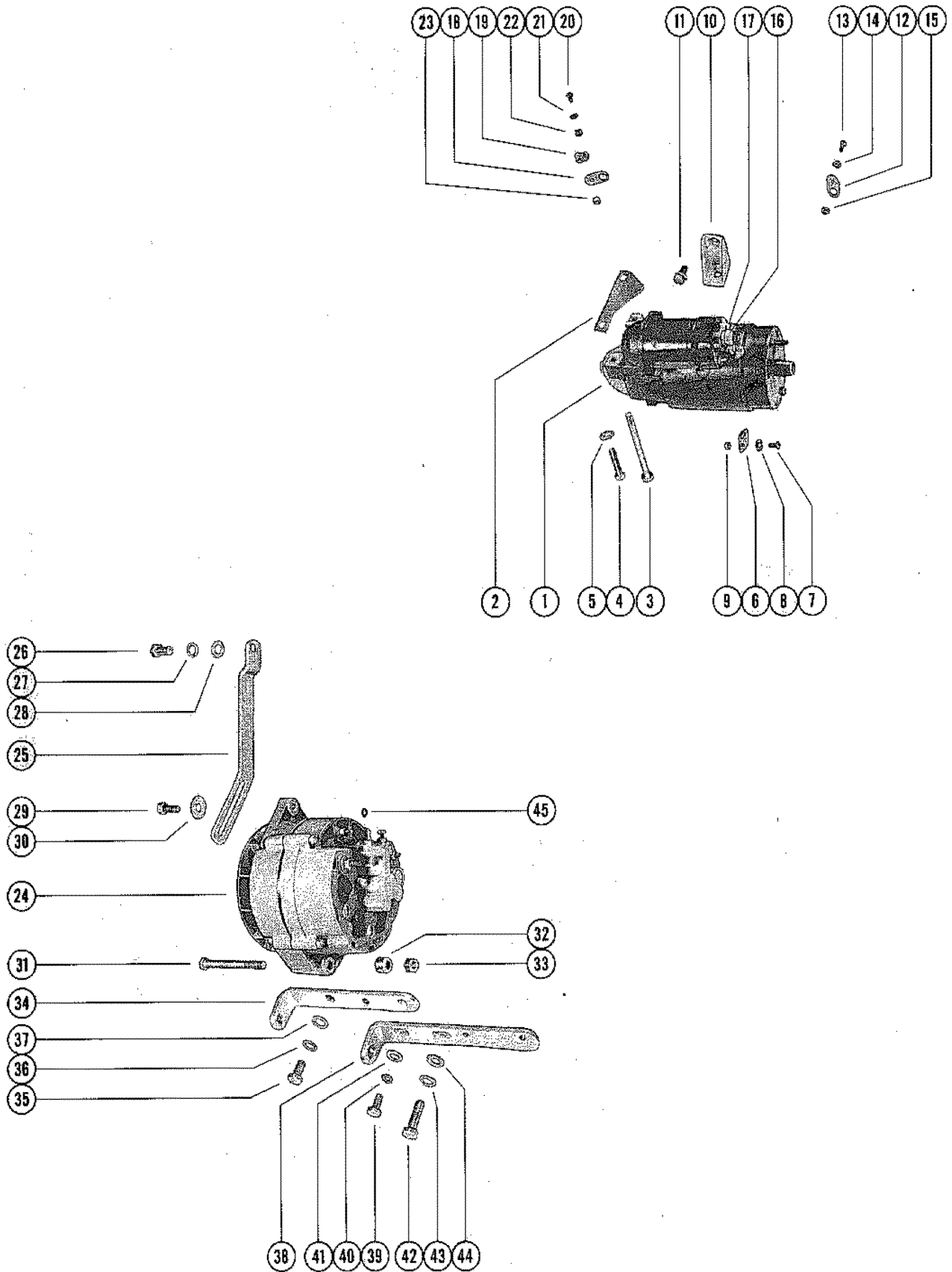
WIRING HARNESS, VOLTAGE REGULATOR AND STARTER SOLENOID



WIRING HARNESS, VOLTAGE REGULATOR AND STARTER SOLENOID

REF. NO.	PART NO.	SYM.	QTY.	DESCRIPTION
-	10-20031		2	SCREW, SOLENOID TO EXHAUST MANIFOLD (1/2") SERIAL 01564341-01668464
24	36177		1	INSULATOR, STARTER SOLENOID BRACKET SERIAL 01668465-09999999
25	36176		1	BRACKET, STARTER SOLENOID MOUNTING SERIAL 01668465-09999999
26	10-29197		2	SCREW, BRACKET TO MANIFOLD (5/8") -ALUMINUM MANIFOLD SERIAL 01668465-09999999
	10-33231		2	SCREW, BRACKET TO MANIFOLD (1/2") -CAST IRON MAINFOLD SERIAL 01668465-09999999
27	13-26993		2	LOCKWASHER, BRACKET SCREW -CAST IRON MANIFOLD SERIAL 01668465-09999999
28	10-21625		2	SCREW, STARTER SOLENOIOD TO BRACKET (3/4") SERIAL 01668465-09999999
29	13-26992		2	LOCKWASHER, STARTER SOLENOID SCREW SERIAL 01668465-09999999
30	11-20088		2	NUT, STARTER SOLENOID SCREW SERIAL 01668465-09999999
31	32830		1	OIL PRESSURE SENDER ASSEMBLY SERIAL 00000000-01565943
32	32828		1	WATER TEMPERATURE SENDER ASSEMBLY SERIAL 00000000-01565943
31	34623		1	OIL PRESSURE SENDERE ASSEMBLY SERIAL 01565944-01566081
32	34625		1	WATER TEMPERATURE SENDER ASSEMBLY SERIAL 01565944-01566081
33	22-32974		1	ADAPTOR, OIL PRESSURE SENDER
34	12-20878		2	WASHER, WATER TEMPERATURE SENDER AND OIL PRESSURE SENDER TER
35	11-20645		2	NUT, WATER TEMPERATURE SENDER AND OIL PRESSURE SENDER TERMIN

STARTER MOTOR AND ALTERNATOR

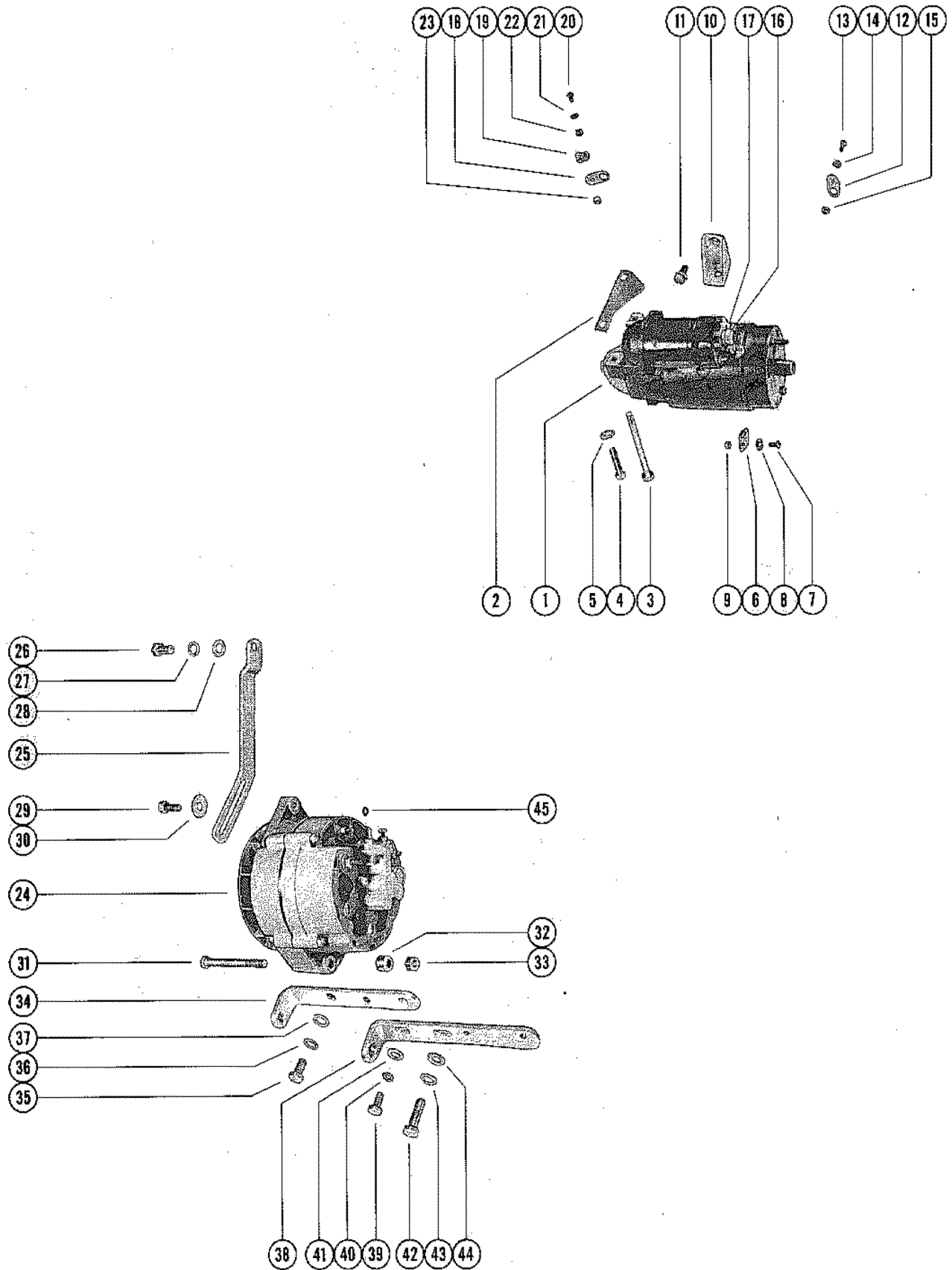


STARTER MOTOR AND ALTERNATOR

REF. NO.	PART NO.	SYM.	QTY.	DESCRIPTION
1	50-32703		1	STARTER MOTOR ASSEMBLY A8 FOR BREAKDOWN
2	23-34547		1	SPACER, STARTER MOTOR SERIAL 00000000-01565234
3	10-34545		1	BOLT, STARTER MOTOR MOUNTING (4 21/32")
4	10-34544		1	BOLT, STARTER MOTOR MOUNTING(1 15/16")
5	12-32648		1	WASHER, STARTER MOTOR BOLT (EARLY STYLE ONLY)
6	32786		1	TAB, STARTER MOTOR SOLENOID SWITCH TERMINAL
7	10-20191		1	SCREW, WIRING HARNESS LEAD TO SOLENOID SWITCH TERMINAL TAB SEE NOTE
8	13-26995		1	LOCKWASHER, WIRING HARNESS LEAD SCREW
9	11-26419		1	NUT, WIRING HARNESS LEAD SCREW
10	34546		1	BRACE, STARTER MOTOR
11	10-35765		2	SCREW, BRACE TO STARTER MOTOR AND CYLINDER BLOCK (5/8")
12	32786		1	TAB, WIRING HARNESS LEAD TO CYLINDER BLOCK
13	10-20191		1	SCREW, WIRING HARNESS LEAD TO CYLINDER BLOCK TAB SEE NOTE
14	13-26995		1	LOCKWASHER, WIRING HARNESS LEAD SCREW
15	11-26419		1	NUT, WIRING HARNESS LEAD SCREW
16	11-28517		1	NUT, SOLENOID SWITCH TERMINAL (LARGE)
17	11-26419		1	NUT, SOLENOID SWITCH TERMINAL (SMALL)
18	32786		1	TAB, STARTER MOTOR TO CYLINDER BLOCK SCREW
19	54-24871		1	CLAMP, WIRING HARNESS TO STARTER MOTOR SERIAL 00000000-01565340
	54-22627		1	CLAMP, WIRING HARNESS TO STARTER MOTOR SERIAL 01564341-09999999
20	10-20191		1	SCREW, WIRING HARNESS CLIP TO STARTER MOTOR (SEE NOTE BELOW)
21	13-26995		1	LOCKWASHER, WIRING HARNESS CLIP SCREW
22	22789		1	"D" WASHER, WIRING HARNESS CLIP SCREW
23	11-26419		1	NUT, WIRING HARNESS CLIP SCREW
24	32701		1	ALTERNATOR ASSEMBLY A10 FOR BREAKDOWN) SERIAL 00000000-01729300
	376151A1		1	ALTERNATOR ASSEMBLY A10 FOR BREAKDOWN) SERIAL 01564341-09999999
25	32754		1	BRACE, ALTERNATOR TO CYLINDER BLOCK (FRORNT)
26	10-27165		1	SCREW, ALTERNATOR BRACE TO CYLINDER BLOCK (3/4")
27	13-37459		1	LOCKWASHER, ALTERNATOR BRACE SCREW
28	12-20553		1	WASHER, ALTERNATOR BRACE SCREW
29	10-29198		1	SCREW, ALTERNATOR BRACE TO ALTERNATOR (7/8")
30	12-26168		1	WASHER, ALTERNATOR BRACE SCREW
31	10-32775		1	SCREW, ALTERNATOR TO BRACKET (3 1/2")
32	23-32727		1	SPACER, ALTERNATOR SCREW
33	11-25269		1	NUT, ALTERNATOR SCREW
34	32753		1	BRACKET, ALTERNATOR MOUNTING - CYLINDER BLOCK

CONTINUED ON NEXT PAGE ➡

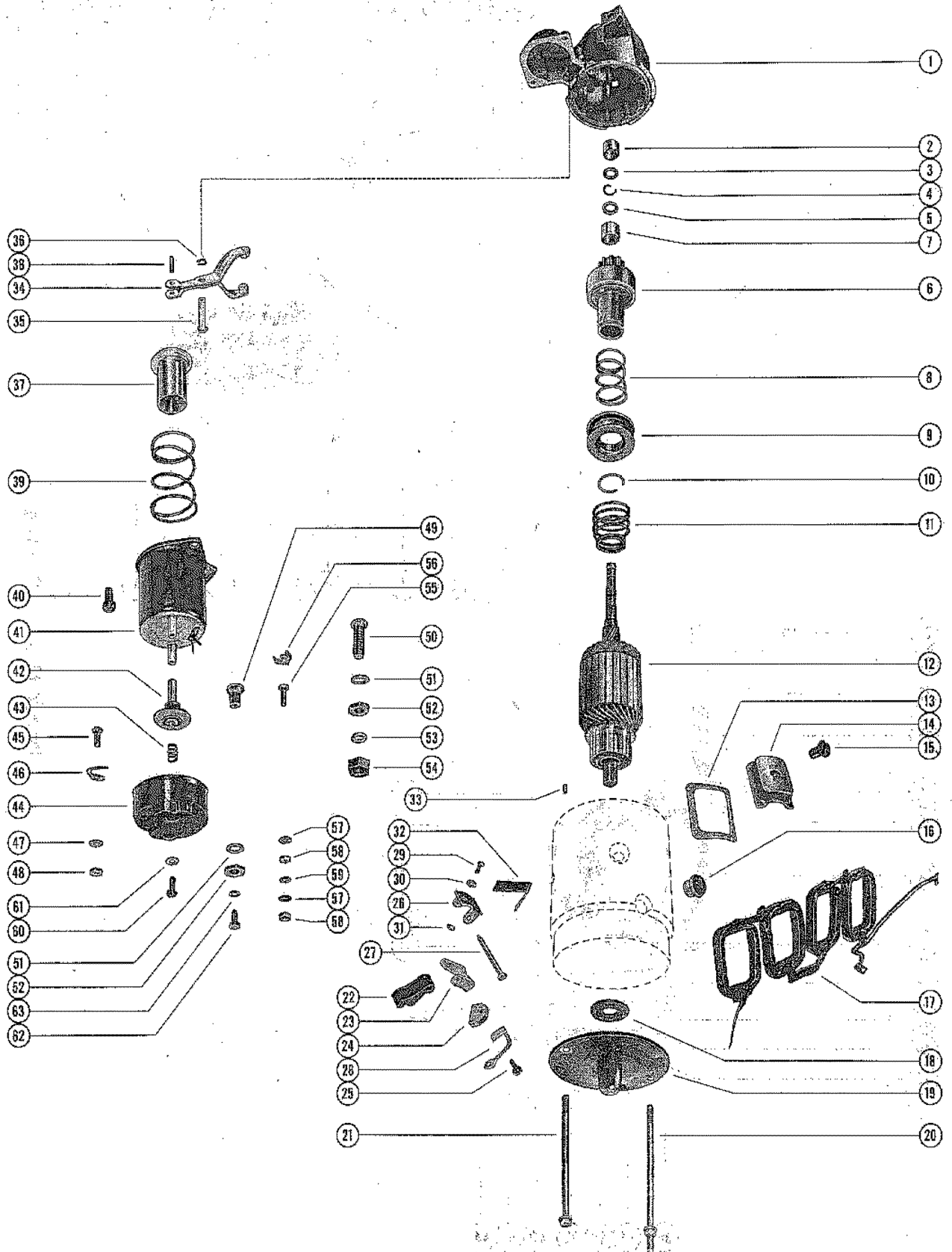
STARTER MOTOR AND ALTERNATOR



STARTER MOTOR AND ALTERNATOR

REF. NO.	PART NO.	SYM.	QTY.	DESCRIPTION
35	10-27165		1	SCREW, ALTERNATOR MOUNTING BRACKET TO CYLINDER BLOCK (3/4")
36	13-37459		1	LOCKWASHER, ALTERNATOR MOUNTING BRACKET SCREW
37	12-20553		1	WASHER, ALTERNATOR MOUNTING BRACKET SCREW
38	32835		1	BRACKET, ALTERNATOR MOUNTING - CYLINDER BLOCK
39	10-33524		1	SCREW, ALTERNATOR MOUNTING BRACKETS TO CYLINDER BLOCK (5/8")
40	13-26993		1	LOCKWASHER, ALTERNATOR MOUNTING BRACKETS SCREW
41	12-26825		1	WASHER, ALTERNATOR MOUNTING BRACKETS SCREW
42	10-26632		1	SCREW, ALTERNATOR MOUNTING BRACKET TO CYLINDER BLOCK (1 1/4")
43	13-37459		1	LOCKWASHER, ALTERNATOR MOUNTING BRACKET SCREW
44	12-20553		1	WASHER, ALTERNATOR MOUNTING BRACKET SCREW
45	12-20192		1	WASHER, ALTERNATOR GROUND TERMINAL

STARTER MOTOR ASSEMBLY

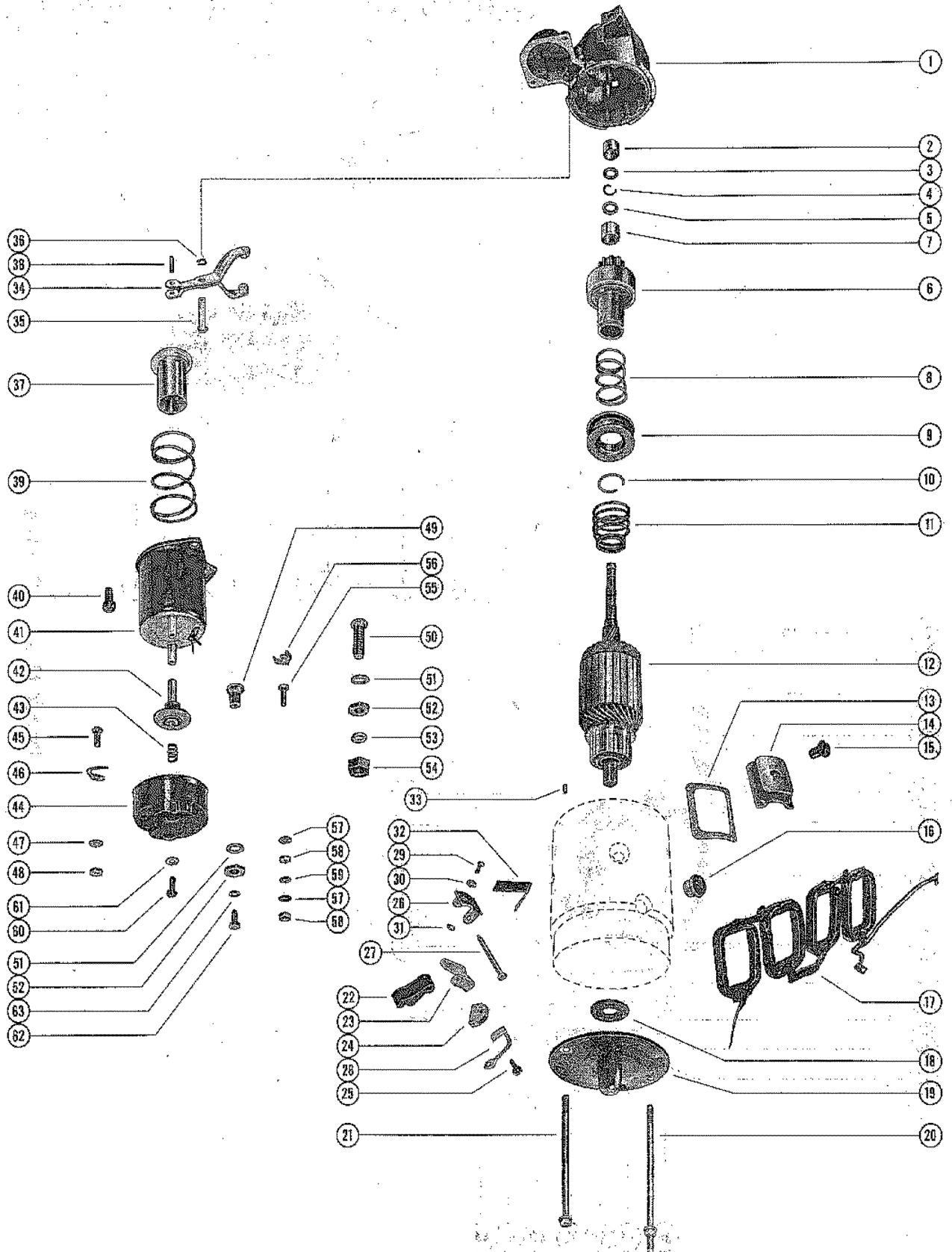


STARTER MOTOR ASSEMBLY

REF. NO.	PART NO.	SYM.	QTY.	DESCRIPTION
-	50-32703		1	STARTER MOTOR ASSEMBLY, COMPLETE
1	33324		1	HOUSING, DRIVE END
2	23-33278		1	BUSHING, DRIVE END HOUSING
3	33292		1	COLLAR, THRUST - DRIVE END HOUSING
4	53-33290		1	RING, RETAINING - PINION STOP COLLAR
5	33291		1	COLLAR, PINION STOP - DRIVE END HOUSING
6	33318		1	DRIVE ASSEMBLY, CLUTCH - ARMATURE
7	23-33369		1	BUSHING, GEAR END - CLUTCH DRIVE
8	24-33368		1	SPRING, CLUTCH DRIVE
9	33366		1	COLLAR, CLUTCH DRIVE
10	33367		1	LOCKWIRE, COLLAR AND SPRING RETAINING
11	24-33306		1	SPRING, SHIFT LEVER TENSION - ARMATURE
12	33320		1	ARMATURE
13	33293		4	INSULATION, POLE SHOE FIELD COIL
14	33282		4	SHOE, POLE - FIELD COIL
15	10-34582		4	SCREW, POLE SHOE TO FIELD COIL
16	25-33302		1	GROMMET, FIELD COIL - FIELD FRAME
17	33301		1	FIELD COIL ASSEMBLY
18	12-33258		1	WASHER, LEATHER - COMMUTATOR END FRAME
19	33295		1	FRAME, COMMUTATOR END - LOWER
20	10-33296		1	BOLT, THRU - COMMUTATOR END FRAME TO DRIVE END HOUSING
21	10-33286		1	BOLT, THRU - COMMUTATOR END FRAME TO DRIVE END HOUSING
22	33284		2	HOLDER, INSULATED-FIELD FRAME BRUSH
23	33283		2	HOLDER, FIELD FRAME BRUSH GROUND
24	33270		4	BRUSH, FIELD FRAME
25	10-32024		4	SCREW, BRUSH LEAD TO FIELD FRAME BRUSH
26	33294		2	SUPPORT PACKAGE, GROUND AND INSULATED HOLDERS
27	17-33280		2	PIN, GROUND AND INSULATED HOLDER TO SUPPORT
28	33281		2	LEAD, FIELD FRAME BRUSH
29	10-33250		4	SCREW, SUPPORT TO FIELD FRAME
30	13-26996		4	LOCKWASHER, SUPPORT SCREW
31	11-30968		4	NUT, SUPPORT SCREW
32	24-33285		2	SPRING, FIELD FRAME BRUSH
33	17-33257		1	PIN, DOWEL - FIELD FRAME TO DRIVE END HOUSING
34	33297		1	LEVER, SHIFT - DRIVE END HOUSING
35	33310		1	SHAFT, SHIFT LEVER TO DRIVE END HOUSING
36	53-33354		1	RING, RETAINING - SHIFT LEVER TO DRIVE END HOUSING SHAFT
37	33317		1	PLUNGER, SHIFT LEVER - SOLENOID SWITCH
38	17-24190		1	PIN, PLUNGER TO SHIFT LEVER
39	24-33298		1	SPRING, PLUNGER RETURN - SOLENOID SWITCH
40	10-28713		2	SCREW, SOLENOID SWITCH TO DRIVE END HOUSING

CONTINUED ON NEXT PAGE ➡

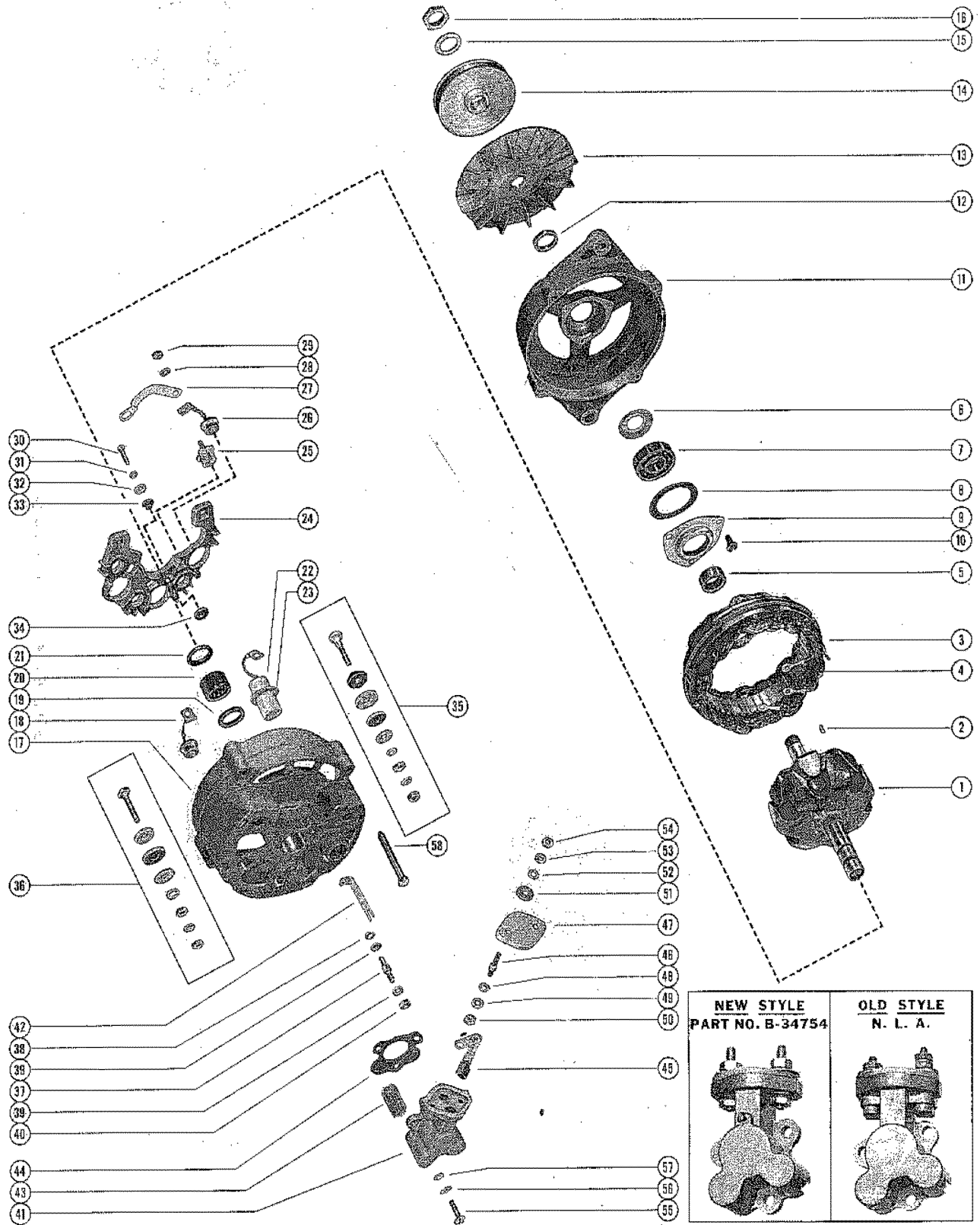
STARTER MOTOR ASSEMBLY



STARTER MOTOR ASSEMBLY

REF. NO.	PART NO.	SYM.	QTY.	DESCRIPTION
41	33261		1	SOLENOID SWITCH ASSEMBLY
42	33316		1	CONTACT AND PUSH ROD ASSEMBLY
43	24-33265		1	SPRING, CONTACT AND PUSH ROD TENSION
44	33303		1	COVER, SOLENOID SWITCH
45	16-33304		1	STUD, RESISTOR TERMINAL (10-32)
46	33305		1	CONTACT, RESISTOR TERMINAL STUD
47	13-33253		1	LOCKWASHER, RESISTOR TERMINAL STUD (#10)
48	11-20645		1	NUT, RESISTOR TERMINAL STUD (10-32)
-	13-33276		1	LOCKWASHER, SWITCH TERMINAL STUD (#8)
-	11-33255		2	NUT, SWITCH TERMINAL STUD (8-32)
49	16-33299		1	STUD, MOTOR TERMINAL (3/8-16)
50	16-33288		1	STUD, BATTERY TERMINAL (3/8-16)
51	12-33289		2	WASHER, BATTERY AND MOTOR TERMINAL STUD (3/8)
52	11-33267		2	NUT, BATTERY AND MOTOR TERMINAL STUD (3/8-16)
53	13-37459		1	LOCKWASHER, BATTERY TERMINAL STUD (3/8)
54	11-33249		1	NUT, BATTERY TERMINAL STUD (3/8-16)
55	16-33262		1	STUD, SWITCH TERMINAL (8-32)
56	54-33307		1	CLIP, SWITCH TERMINAL STUD
57	12-33279		2	WASHER, PLASTIC - SWITCH TERMINAL STUD (#8)
58	11-33252		2	NUT, SWITCH TERMINAL STUD (8-32)
59	13-33268		1	LOCKWASHER, SWITCH TERMINAL STUD (#8)
60	10-33248		2	SCREW, COVER TO SOLENOID SWITCH
61	12-33279		2	WASHER, PLASTIC - COVER SCREW
62	10-33315		1	SCREW, FIELD COIL LEAD TO SOLENOID SWITCH
63	13-33251		1	LOCKWASHER, FIELD COIL LEAD SCREW

ALTERNATOR ASSEMBLY

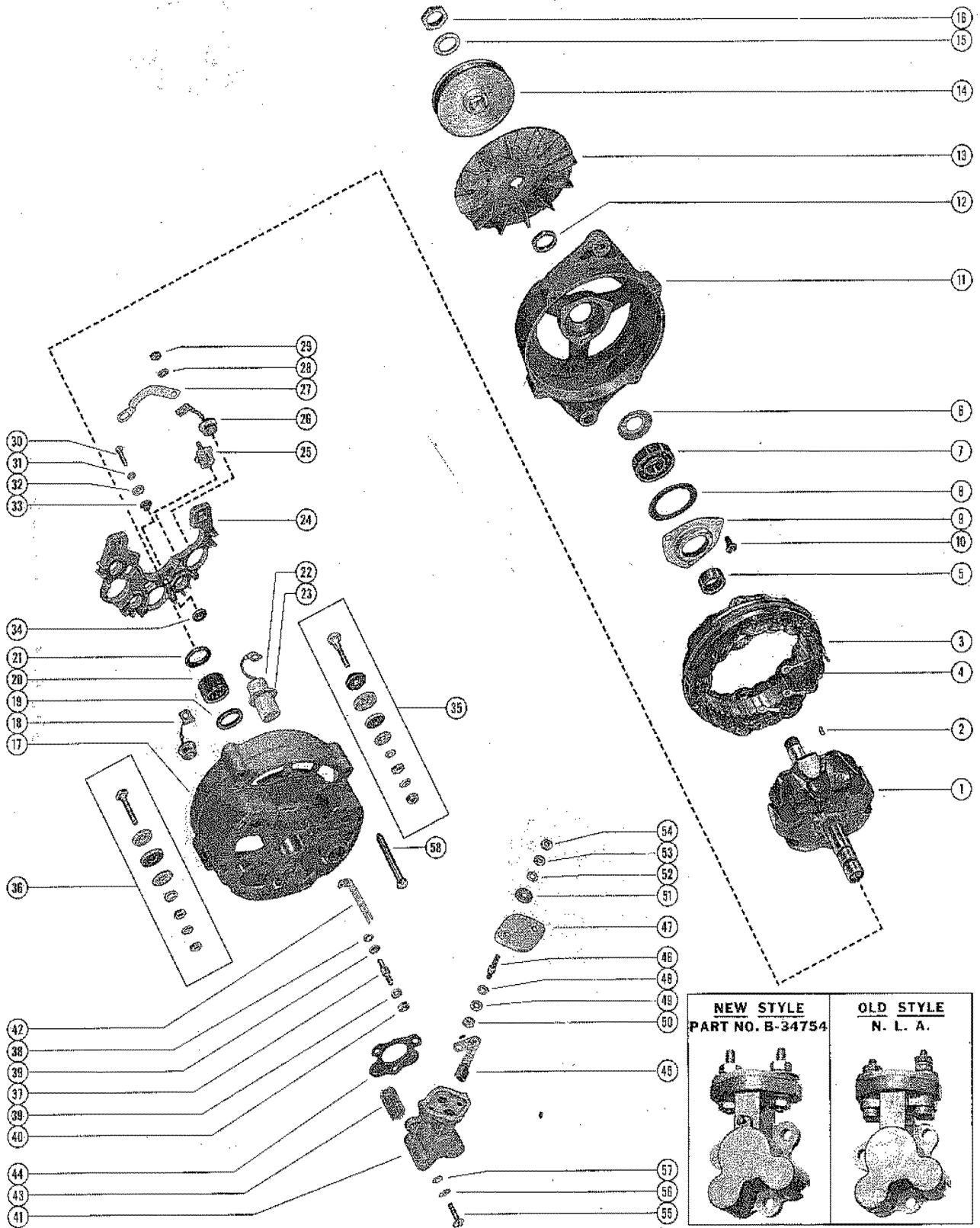


ALTERNATOR ASSEMBLY

REF. NO.	PART NO.	SYM.	QTY.	DESCRIPTION
-	32701		1,	ALTERNATOR ASSEMBLY, COMPLETE SERIAL 00000000-01729300
-	37615A1		,1	ALTERNATOR ASSEMBLY, COMPLETE SERIAL 01729301-09999999
1	33331		1,	ROTOR
	38022		,1	ROTOR
2	28-38030		1,1	KEY, DRIVE - PULLEY AND FAN (ROTOR)
3	33325		1,1	STATOR ASSEMBLY
4	54-33329		3,3	CLIP, TERMINAL - STATOR LEADS
5	33263		1,	COLLAR, DRIVE END FRAME - INNER
	38029		,1	COLLAR, DRIVE END FRAME - INNER
6	25-33312		1,1	SLINGER, GREASE - DRIVE END FRAME
7	30-20802		1,1	BEARING, BALL - DRIVE END FRAME
8	27-33273		1,1	GASKET, BALL BEARING RETAINER PLATE
9	33319		1,1	PLATE, BALL BEARING RETAINER - DRIVE END FRAME
10	10-33323		3,	SCREW, BALL BEARING RETAINER PLATE TO DRIVE END FRAME
	10-38028		,3	SCREW, BALL BEARING RETAINER PLATE TO DRIVE END FRAME
11	33343		1,1	FRAME, DRIVE END
12	33344		1,1	COLLAR, DRIVE END FRAME - OUTER
13	33336		1,	FAN, DRIVE END FRAME
14	36105		1,	PULLY, DRIVE END FRAME
13	37614		,1	FAN, DRIVE END FRAME
14	38766		,1	PULLY, DRIVE END FRAME
15	13-33309		1,1	WASHER, WAVE - ROTOR NUT
16	11-33272		1,1	NUT, ROTOR TO DRIVE END FRAME
17	33349		1,1	FRAME ASSEMBLY, SLIP RING END
18	33341		3,3	DIODE PACKAGE, SLIP RING END FRAME - NEGATIVE
19	26-33348		1,1	SEAL, SLIP RING END FRAME ROLLER BEARING - OUTER
20	31-33355		1,1	BEARING, ROLLER - SLIP RING END FRAME
21	26-33339		1,1	SEAL, SLIP RING END FRAME ROLLER BEARING - INNER
22	33327		1,1	CONDENSER
23	33345		1,1	RETAINER, SLIP RING END FRAME CONDENSER
24	33350		1,1	HEAT SINK ASSEMBLY, SLIP RING END FRAME
25	33342		3,3	TERMINAL PACKAGE, DIODE JUNCTION AND STATOR TERMINAL
26	33340		3,3	DIODE PACKAGE, HEAT SINK-POSITIVE
27	33332		1,1	STRAP, DIODE JUNCTION TERMINAL TO RELAY TERMINAL
28	13-34383		3,3	LOCKWASHER, DIODE JUNCTION TERMINAL
29	11-26419		3,3	NUT, DIODE JUNCTION TERMINAL
30	10-24609		1,1	SCREW, CONDENSER TERMINAL TO HEAT SINK
31	13-34383		1,1	LOCKWASHER, CONDENSER TERMINAL SCREW

CONTINUED ON NEXT PAGE ➡

ALTERNATOR ASSEMBLY

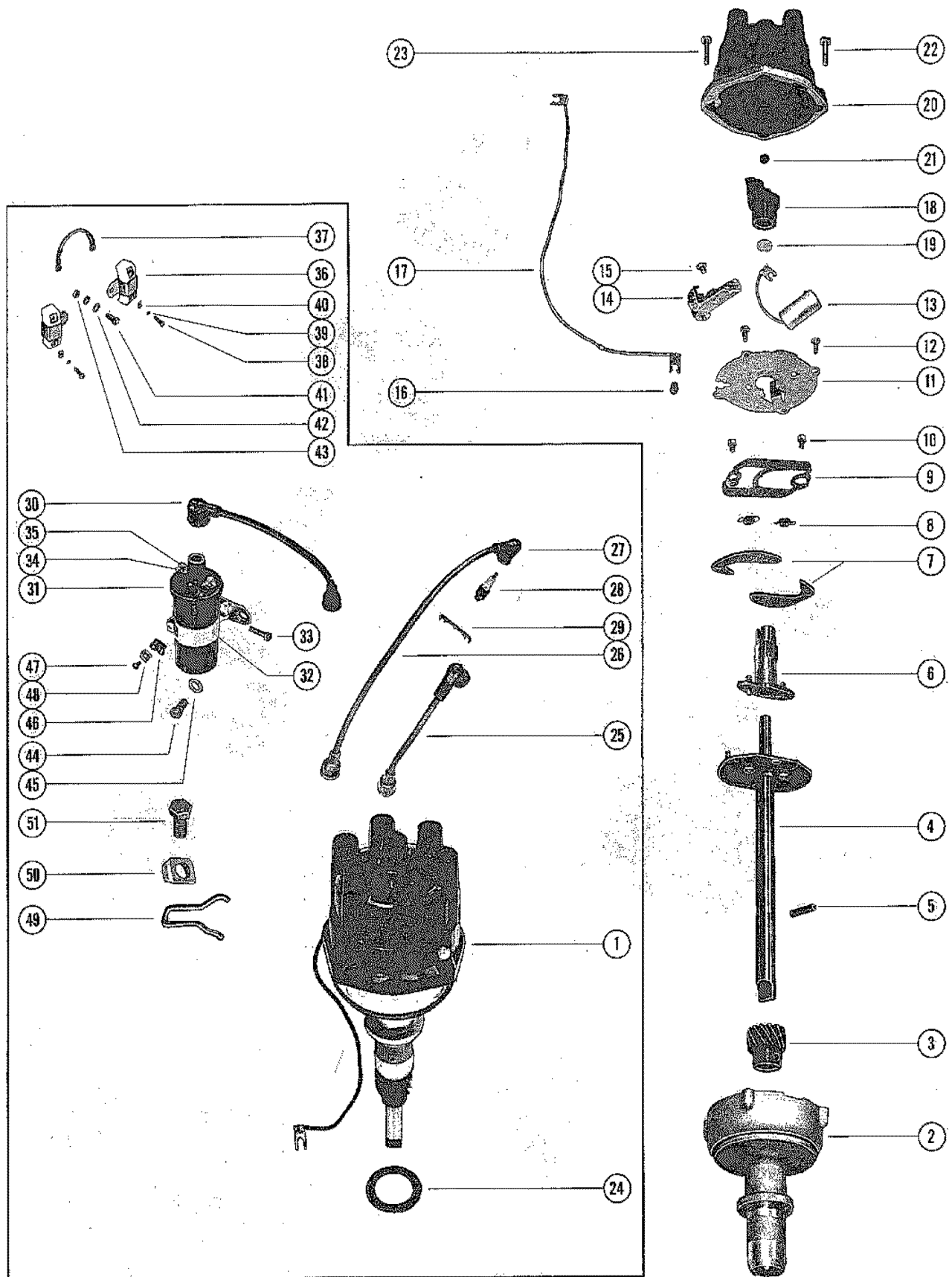


NEW STYLE PART NO. B-34754	OLD STYLE N. L. A.

ALTERNATOR ASSEMBLY

REF. NO.	PART NO.	SYM.	QTY.	DESCRIPTION
32	12-20192		1,	WASHER, CONDENSER TERMINAL SCREW
	12-38027		,1	WASHER, CONDENSER TERMINAL SCREW
33	33326		1,1	INSULATOR, CONDENSER TERMINAL SCREW
34	12-33328		1,1	WASHER, INSULATING - CONDENSER TERMINAL SCREW
35	33353		1,1	RELAY TERMINAL PACKAGE, HEAT SINK TO SLIP RING END FRAME
36	33352		1,1	BATTERY TERMINAL PACKAGE, HEAT SINK TO SLIP RING END FRAME
37	33346		1,1	TERMINAL, GROUND - SLIP RING END FRAME
38	12-20192		1,1	WASHER, GROUND TERMINAL
39	13-26995		2,2	LOCKWASHER, GROUND TERMINAL
40	11-26419		1,1	NUT, GROUND TERMINAL
41	34754		1,1	BRUSH HOLDER PACKAGE SEE NOTE BELOW
42	35203		1,1	CONNECTOR, GROUND TERMINAL TO GROUND BRUSH STUD SEE NOTE BELOW
43	35-33602		2,2	SCREEN, FLAME ARRESTOR - BRUSH HOLDER SEE NOTE BELOW
44	27-33347		1,1	GASKET, BRUSH HOLDER SEE NOTE BELOW
45	35200		1,1	BRUSH PACKAGE, STATOR (2 PER PACKAGE) SEE NOTE BELOW
46	16-35202		2,2	STUD, FIELD AND GROUND BRUSH - BRUSH HOLDER SEE NOTE BELOW
47	35205		1,1	COVER, PLASTIC - BRUSH HOLDER SEE NOTE BELOW
48	13-35207		2,2	WASHER, WAVE - FIELD AND GROUND BRUSH STUD (LOWER) SEE NOTE BELOW
49	13-35198		2,2	LOCKWASHER, FIELD AND GROUP BRUSH STUD (LOWER) SEE NOTE BELOW
50	11-38026		2,2	NUT, FIELD AND GROUND BRUSH STUD (LOWER) SEE NOTE BELOW
51	11-35206		2,2	NUT, SEALING - FIELD AND GROUND BRUSH STUD SEE NOTE BELOW
52	12-35199		1,1	WASHER, GROUND BRUSH STUD SEE NOTE BELOW
53	13-35208		2,2	WASHER, WAVE - FIELD AND GROUND BRUSH STUD (UPPER) SEE NOTE BELOW
54	11-38026		2,2	NUT, FIELD AND GROUP BRUSH STUP (UPPER) SEE NOTE BELOW
55	10-34382		3,3	SCREW, BRUSH HOLDER TO SLIP RING END FRAME
56	13-26995		3,3	LOCKWASHER, BRUSH HOLDER SCREW
57	12-20670		3,	WASHER, BRUSH HOLDER SCREW
	12-38024		,3	WASHER, BRUSH HOLDER SCREW
58	10-33322		4,4	BOLT, THRU - SLIP RING END FRAME TO DRIVE END FRAME

DISTRIBUTOR ASSEMBLY AND COIL

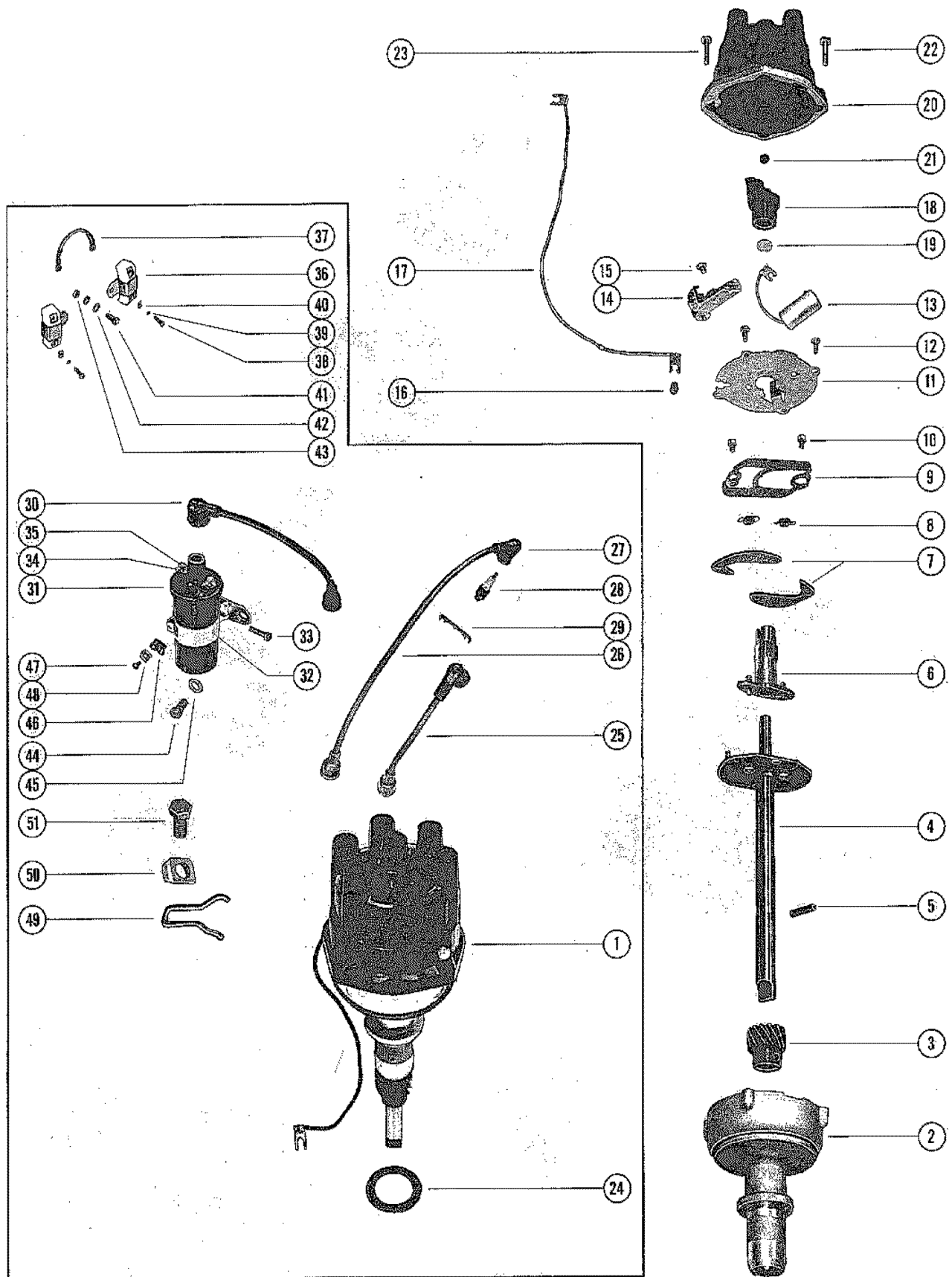


DISTRIBUTOR ASSEMBLY AND COIL

REF. NO.	PART NO.	SYM.	QTY.	DESCRIPTION
1	33266		1	DISTRIBUTOR ASSEMBLY, COMPLETE
2	33668		1	HOUSING, PRIMARY - DISTRIBUTOR
3	43-33664		1	GEAR, DRIVE - MAIN SHAFT
4	33669		1	MAIN SHAFT AND WEIGHT PLATE
5	17-33649		1	PIN, DRIVE GEAR TO MAIN SHAFT
6	33661		1	CAM, BREAKER - ADVANCE
-	33653		1	FELT, BREAKER CAM LUBRICATOR
-	33670		1	RETAINER, BREAKER CAM LUBRICATOR FELT
7	33651		2	WEIGHT, BREAKER CAM ADVANCE
8	24-33652		2	SPRING, BREAKER CAM ADVANCE WEIGHT
9	33655		1	PLATE, WEIGHT HOLD DOWN
10	10-33656		2	SCREW, WEIGHT HOLD DOWN PLATE TO WEIGHT PLATE
11	33665		1	PLATE, MOUNTING - BREAKER ASSEMBLY AND CONDENSER
12	10-33648		2	SCREW, MOUNTING PLATE TO PRIMARY HOUSING
13	33662		1	CONDENSER
14	34235		1	BREAKER ASSEMBLY, DISTRIBUTOR
15	10-33650		1	SCREW, BREAKER ASSEMBLY TO MOUNTING PLATE
16	25-33666		1	GROMMETT, MOUNTING PLATE - PRIMARY WIRE
17	33658		1	LEAD, PRIMARY
18	33659		1	ROTOR, DISTRIBUTOR
19	12-36275		1	WASHER, ROTOR
20	33667		1	CAP, DISTRIBUTOR
21	33654		1	BUTTON, CARBON - DISTRIBUTOR CAP
22	10-33660		1	SCREW, DISTRIBUTOR CAP TO PRIMARY HOUSING (8-32)
23	10-33663		1	SCREW, DISTRIBUTOR CAP TO PRIMARY HOUSING (10-32)
24	27-34486		1	GASKET, DISTRIBUTOR
25	32762A1		2	LEAD ASSEMBLY, HIGH TENSION - DISTRIBUTOR (6")
26	32762A2		2	LEAD ASSEMBLY, HIGH TENSION - DISTRIBUTOR (14")
27	20119A1		4	PROTECTOR, HIGH TENSION LEAD
-	393-1275		4	SLEVE, TERMINAL END COVER
28	33-37405		4	SPARK PLUG (AC#C44N)
29	32782		1	RETAINER, HIGH TENSION LEADS
30	32763A1		1	WIRE ASSEMBLY, DISTRIBUTOR TO COIL (8 1/4")
31	32704		1	COIL ASSEMBLY, IGNITION USE THRU SERIAL # AND BELOW SERIAL 00000000-01949901
32	33321		1	BRACKET, IGNITION COIL MOUNTING SERIAL 00000000-01949901
33	10-33311		1	SCREW, MOUNTING BRACKET TO IGNITION COIL SERIAL 00000000-01949901
34	54-33271		2	CLAMP, LOCK - IGNITION COIL TERMINAL SERIAL 00000000-01949901
35	11-33277		2	NUT, IGNITION COIL TERMINAL SERIAL 00000000-01949901
31	26433		1	COIL, IGNITION STARTED WITH SERIAL #1949902 AND UP SERIAL 01949902-09999999

CONTINUED ON NEXT PAGE ➡


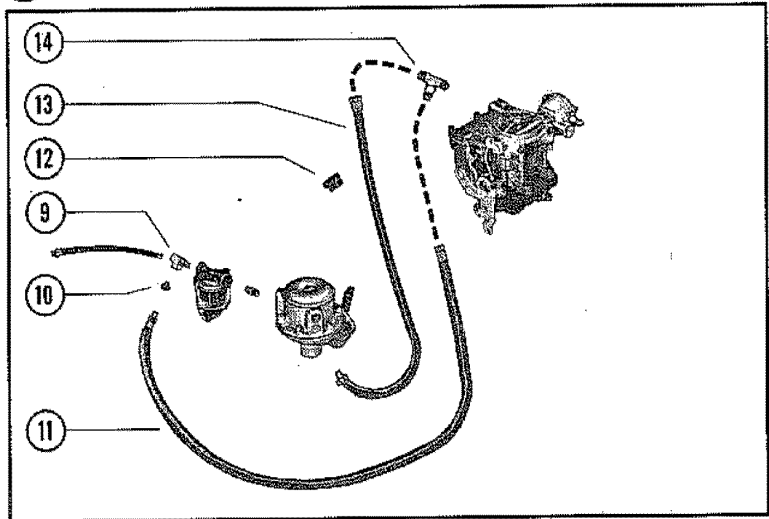
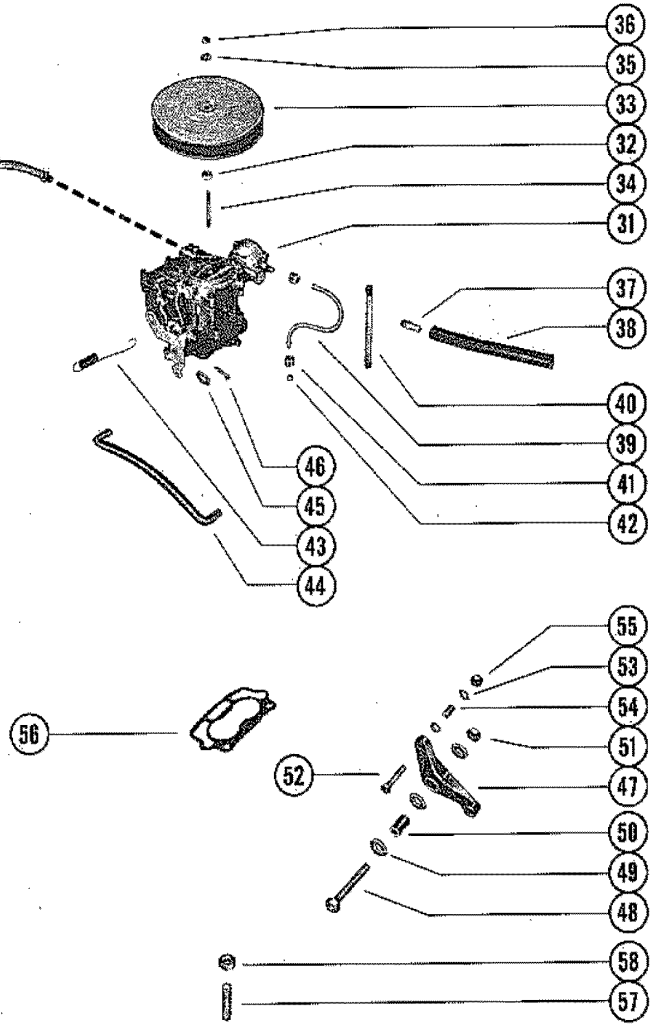
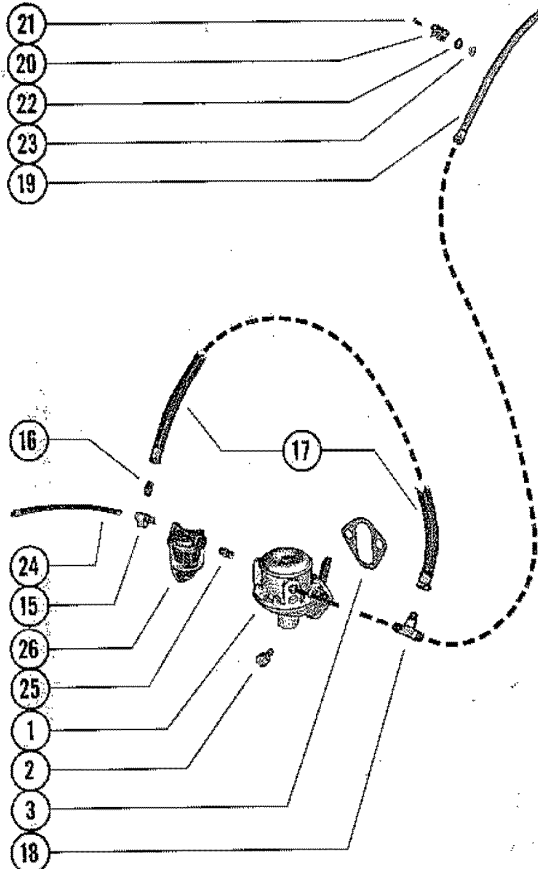
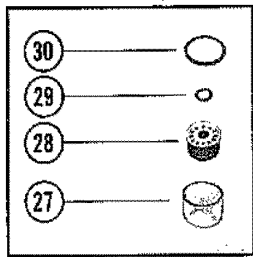
DISTRIBUTOR ASSEMBLY AND COIL



DISTRIBUTOR ASSEMBLY AND COIL

REF. NO.	PART NO.	SYM.	QTY.	DESCRIPTION
32	33321		1	BRACKET, IGNITION COIL MOUNTING SERIAL 01949902-09999999
33	10-33311		1	SCREW, MOUNTING BRACKET TO IGNITION COIL (1 1/2") SERIAL 01949902-09999999
	10-37803		1	SCREW, MOUNTING BRACKET TO IGNITION COIL (1 3/8") SERIAL 01949902-09999999
34	12-30164		2	WASHER, IGNITION COIL TERMINAL SERIAL 01949902-09999999
	13-26996		2	LOCKWASHER, IGNITION COIL TERMINAL SERIAL 01949902-09999999
35	11-20645		2	NUT, IGNITION COIL TERMINAL SERIAL 01949902-09999999
36	393-1286		2	BALLAST SERIAL 01949902-09999999
37	33210		1	JUMPER WIRE, BALLAST TO BALLAST SERIAL 01949902-09999999
38	10-24609		4	SCREW, WIRING HARNESS LEADS TO BALLAST SERIAL 01949902-09999999
39	13-26995		4	LOCKWASHER, WIRING HARNESS LEADS SCREW SERIAL 01949902-09999999
40	12-30191		4	WASHER, WIRING HARNESS LEADS SCREW SERIAL 01949902-09999999
41	10-20653		1	SCREW, BALLAST TO MOUNTING BRACKET (1") SERIAL 01949902-09999999
42	12-28927		2	WASHER, BALLAST TO MOUNTING BRACKET SCREW SERIAL 01949902-09999999
43	11-20184		1	NUT, BALLAST TO MOUNTING BRACKET SCREW SERIAL 01949902-09999999
44	10-27165		1	SCREW, IGNITION COIL TO CYLINDER BLOCK
45	12-20553		1	WASHER, IGNITION COIL SCREW
46	54-23568		1	CLIP, WIRING HARNESS TO COIL BRACKET
47	10-26668		1	SCREW, WIRING HARNESS CLIP TO COIL BRACKET
48	22789		1	"D" WASHER, WIRING HARNESS CLIP SCREW
49	34480		1	CLAMP UNIT, DISTRIBUTOR
50	34549		1	RETAINER, DISTRIBUTOR CLAMP UNIT
51	10-35169		1	SCREW, DISTRIBUTOR TO CYLINDER BLOCK

FUEL PUMP, FUEL FILTER AND CARBURETOR


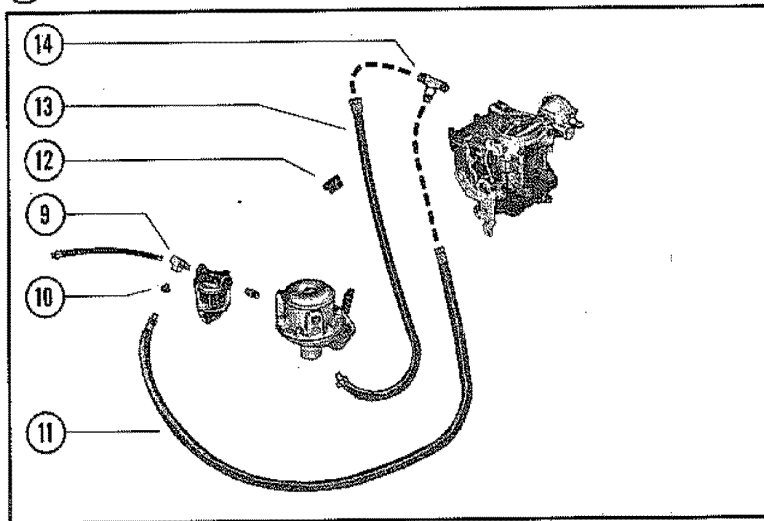
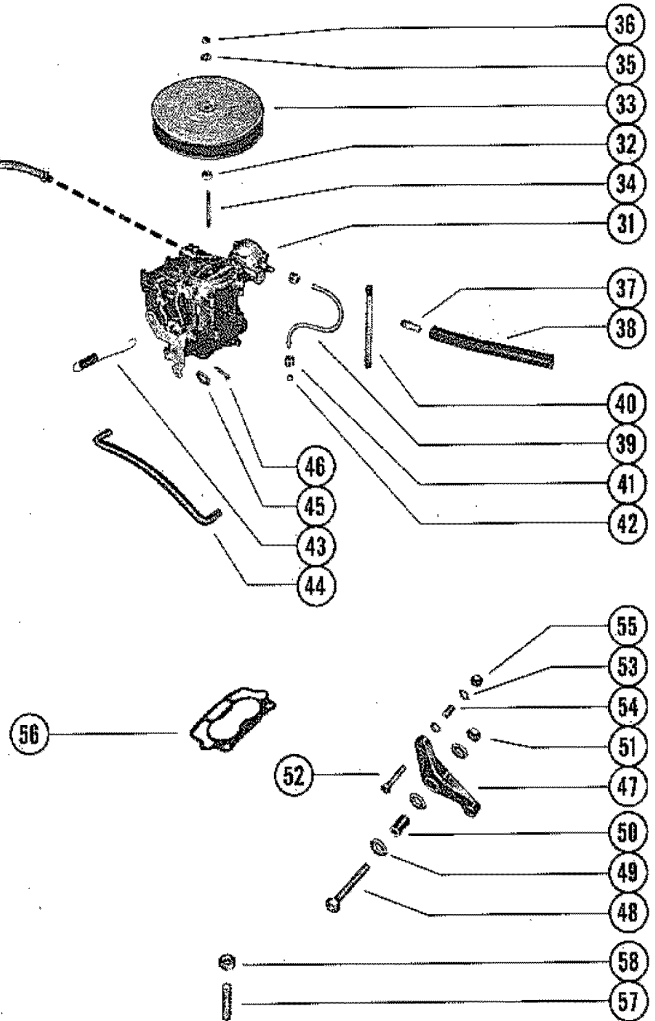
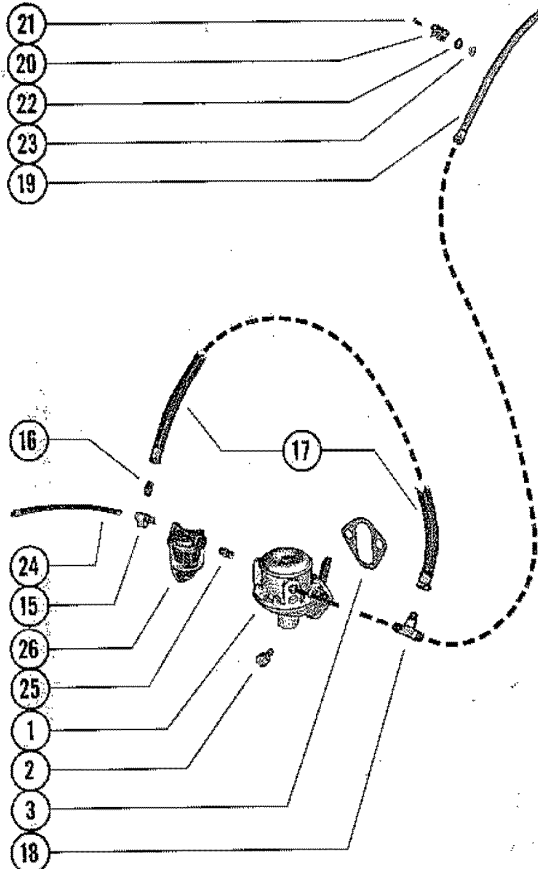
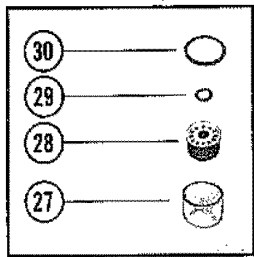


FUEL PUMP, FUEL FILTER AND CARBURETOR

REF. NO.	PART NO.	SYM.	QTY.	DESCRIPTION
1	32722		1	FUEL PUMP ASSEMBLY
-	33357		1	FUEL PUMP REPAIR KIT
-	33358		1	FUEL PUMP DIAPHRAGM KIT
2	10-34554		2	BOLT, FUEL PUMP TO CYLINDER BLOCK (3/4") SERIAL 00000000-01946843
	10-45488		2	BOLT, FUEL PUMP TO CYLINDER BLOCK (7/8") SERIAL 01946844-09999999
3	27-34213		1	GASKET, FUEL PUMP MOUNTING
-	22-35218A2		1	FUEL RETURN LINE ASSEMBLY(N.L.A.-SEE NOTE BELOW) EARLY STYLE- WITH FUEL FILTER MOUNTED ON INLET SIDE OF CARBURETOR.
4	22-35218		1	TEE, FUEL PUMP OUTLET EARLY STYLE- WITH FUEL FILTER MOUNTED ON INLET SIDE OF CARBURETOR.
-	35-35217		1	STRAINER, FUEL PUMP OUTLET TEE EARLY STYLE- WITH FUEL FILTER MOUNTED ON INLET SIDE OF CARBURETOR.
-	27-35216		1	GASKET, FUEL PUMP OUTLET TEE EARLY STYLE- WITH FUEL FILTER MOUNTED ON INLET SIDE OF CARBURETOR.
-	11-35215		1	NUT, FUEL PUMP OUTLET TEE EARLY STYLE- WITH FUEL FILTER MOUNTED ON INLET SIDE OF CARBURETOR.
5	22-35224		1	RESTRICTOR, FUEL RETURN LINE TO TEE EARLY STYLE- WITH FUEL FILTER MOUNTED ON INLET SIDE OF CARBURETOR.
6	32-30466		1	FUEL LINE, TEE TO FUEL TANK EARLY STYLE- WITH FUEL FILTER MOUNTED ON INLET SIDE OF CARBURETOR.
7	54-32874		1	CLIP, FUEL LINE TO CYLINDER BLOCK EARLY STYLE- WITH FUEL FILTER MOUNTED ON INLET SIDE OF CARBURETOR.
8	32-32875		1	FUEL LINE, FUEL PUMP TO FUEL FILTER EARLY STYLE- WITH FUEL FILTER MOUNTED ON INLET SIDE OF CARBURETOR.
-	22-30174		1	FITTING, FUEL INLET - FUEL LINE TO FUEL FILTER EARLY STYLE- WITH FUEL FILTER MOUNTED ON INLET SIDE OF CARBURETOR.
-	22-30177		1	NUT, FUEL INLET FITTING EARLY STYLE- WITH FUEL FILTER MOUNTED ON INLET SIDE OF CARBURETOR.
-	22-30175		1	SLEEVE, FUEL INLET FITTING EARLY STYLE- WITH FUEL FILTER MOUNTED ON INLET SIDE OF CARBURETOR.
-	22-35471A1		1	FUEL RETURN LINE ASSEMBLY LATE STYLE WITH FUEL FILTER MOUNTED LATE STYLE- WITH FUEL FILTER MOUNTED ON INLET SIDE OF FUEL PUMP
9	22-28624		1	TEE, FITTING - FUEL FITTING LATE STYLE- WITH FUEL FILTER MOUNTED ON INLET SIDE OF FUEL PUMP
10	22-35224		1	RESTRICTOR, FUEL FILTER TEE TO FUEL RETURN LINE 1 LATE STYLE- WITH FUEL FILTER MOUNTED ON INLET SIDE OF FUEL PUMP
11	32-35469		1	FUEL LINE, RESTRICTOR TO CARBURETOR TEE (36 1/4") LATE STYLE- WITH FUEL FILTER MOUNTED ON INLET SIDE OF FUEL PUMP

CONTINUED ON NEXT PAGE ➡

FUEL PUMP, FUEL FILTER AND CARBURETOR


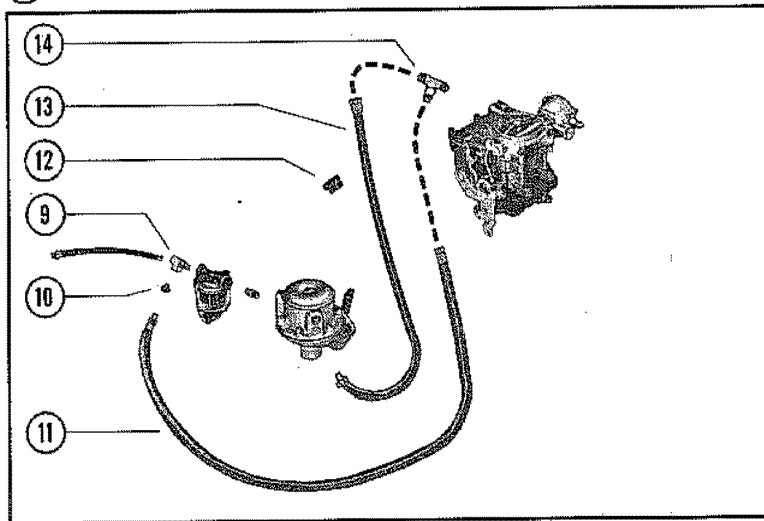
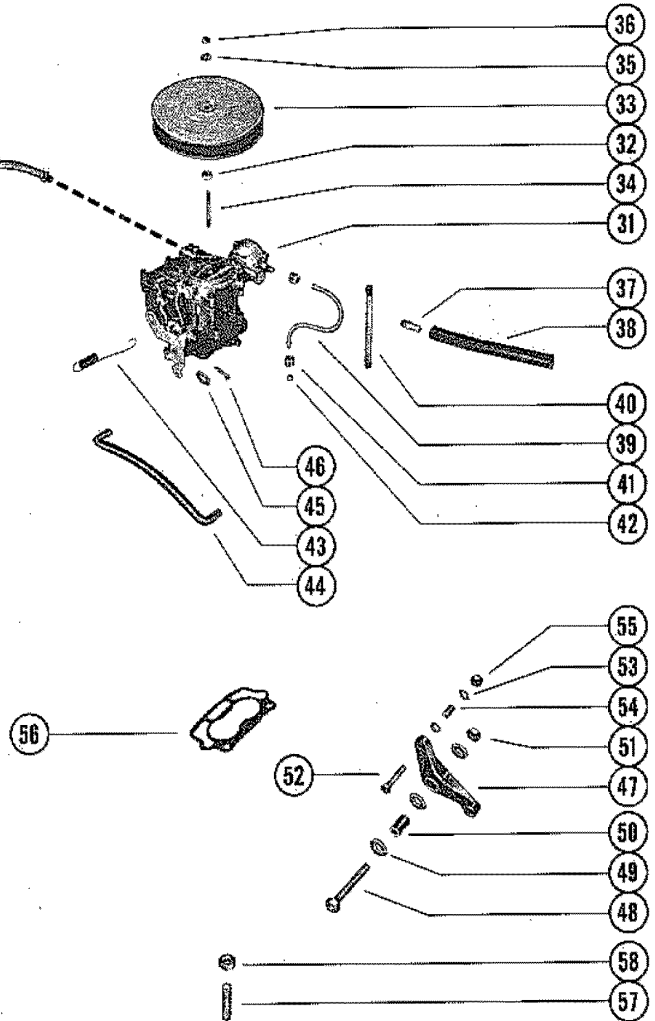
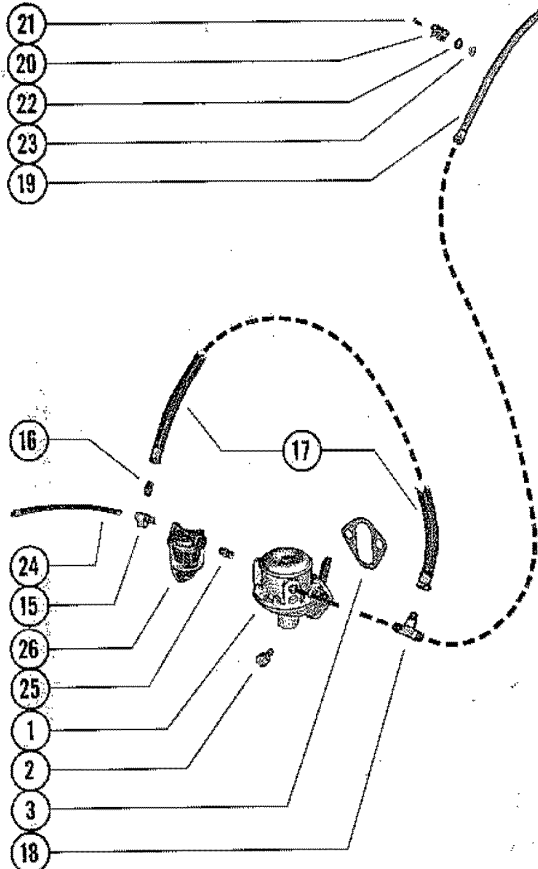
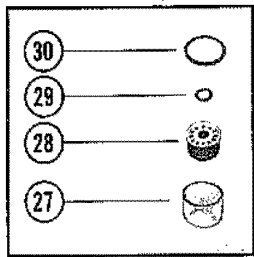


FUEL PUMP, FUEL FILTER AND CARBURETOR

REF. NO.	PART NO.	SYM.	QTY.	DESCRIPTION
12	54-28938		1	CLAMP, FUEL LINES TO CYLINDER BLOCK LATE STYLE- WITH FUEL FILTER MOUNTED ON INLET SIDE OF FUEL PUMP
13	32-35470		1	FUEL LINE, FUEL PUMP TO CARBURETOR TEE (27 1/2") LATE STYLE- WITH FUEL FILTER MOUNTED ON INLET SIDE OF FUEL PUMP
14	22-35471		1	TEE, FUEL LINE TO CARBURETOR LATE STYLE- WITH FUEL FILTER MOUNTED ON INLET SIDE OF FUEL PUMP
15	22-28624		1	TEE, FITTING - FUEL FILTER 1992304 ,
16	22-45122		1	CHECK VALVE, FUEL LINE 1992304 ,
17	32-45121		1	FUEL LINE, FUEL FILTER TO FUEL PUMP (8 3/4") 1992304 ,
18	22-35471		1	TEE, FUEL LINE TO CARBURETOR 1992304 ,
19	32-35470		1	FUEL LINE, FUEL PUMP TO CARBURETOR TEE (27 1/2") 1992304 ,
20	54-28938		1	CLAMP, FUEL LINE TO CYLINDER BLOCK 1992304 ,
21	10-29199		1	SCREW, FUEL LINE CLIP TO CYLINDER BLOCK
22	12-24662		1	WASHER, FUEL LINE CLIP SCREW
23	11-20890		1	NUT, FUEL LINE CLIP SCREW
24	32-30466		1	FUEL LINE, FUEL TANK TO FUEL PUMP
25	22-32876		1	NIPPLE, FUEL FILTER TO FUEL PUMP
26	35-35382A1		1	FUEL FILTER ASSEMBLY
27	35157		1	BOWL, ALUMINUM - FUEL FILTER
28	35-33744		1	ELEMENT, FUEL FILTER
29	27-33746		1	GASKET, FUEL FILTER ELEMENT
30	27-33745		1	GASKET, FUEL FILTER BOWL
31	1336-2076		1	CARBURETOR ASSEMBLY B2 FOR BREAKDOWN
32	11-28941		1	NUT, FLAME ARRESTOR MOUNTING STUD (BOTTOM)
33	45180A1		1	FLAME ARRESTOR ASSEMBLY
34	16-20500		1	STUD, FLAME ARRESTOR MOUNTING - CARBURETOR
35	12-22937		1	WASHER, FLAME ARRESTOR MOUNTING STUD
36	11-20586		1	NUT, FLAME ARRESTOR MOUNTING STUD (TOP)
37	22-33060		1	NIPPLE, VENT HOSE TO CARBURETOR SERIAL 00000000-01972477
	22-39446		1	NIPPLE, VENT HOSE TO CARBURETOR SERIAL 01972478-09999999
38	32-32846		1	HOSE, VENT - CARBURETOR TO ROCKET VALVE COVER CONNECTOR
39	32-32801A1		1	PIPE ASSEMBLY, CHOKE - CARBURETOR TO CHOKE OVEN CONNECTOR
40	34291		1	COVERING, CHOKE PIPE
41	11-21310		2	NUT, CHOKE PIPE TO CARBURETOR AND CHOKE OVEN CONNECTOR
42	23-21309		1	SLEEVE, CHOKE PIPE TO CHOKE OVEN CONNECTOR NUT
43	24-35875		1	SPRING, THROTTLE RETURN - CARBURETOR
44	33866		1	LINK ROD, CARBURETOR AND THROTTLE LEVEL
45	12-24662		1	WASHER, CARBURETOR AND THROTTLE LEVEL LINK ROD

CONTINUED ON NEXT PAGE ➡

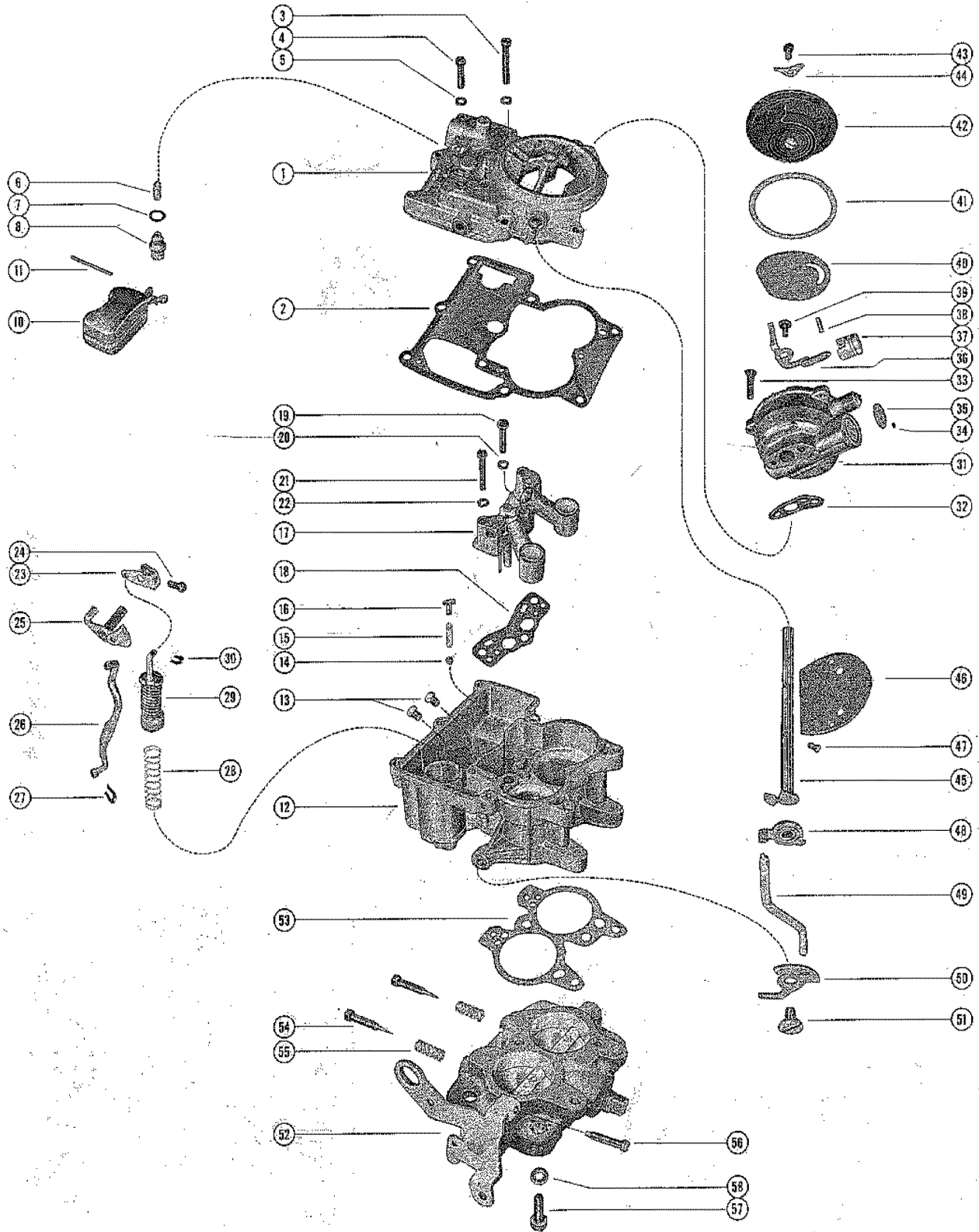
FUEL PUMP, FUEL FILTER AND CARBURETOR



FUEL PUMP, FUEL FILTER AND CARBURETOR

REF. NO.	PART NO.	SYM.	QTY.	DESCRIPTION
46	18-26953		1	COTTER PIN, LINK ROD TO CARBURETOR
47	32800		1	LEVEL, THROTTLE - INTAKE MANIFOLD COVER
48	10-21807		1	SCREW, THROTTLE LEVER TO INTAKE MANIFOLD COVER (1 3/4")
49	12-22937		2	WASHER, THROTTLE LEVER SCREW
50	23-32796		1	BUSHING, THROTTLE LEVER SCREW
51	11-20586		1	NUT, THROTTLE LEVER SCREW
52	10-37892		1	SCREW, REMOTE CONTROL CABLE TO THROTTLE LEVER
53	12-20128		2	WASHER, REMOTE CONTROL CABLE SCREW
54	23-32818		1	BUSHING, REMOTE CONTROL CABLE SCREW
55	11-20190		1	NUT, REMOTE CONTROL CABLE SCREW
56	27-32910		1	GASKET, CARBURETOR TO INTAKE MANIFOLD COVER
57	16-33111		4	STUD, CARBURETOR MOUNTING - INTAKE MANIFOLD COVER
58	11-29250		4	NUT, CARBURETOR MOUNTING STUD

CARBURETOR ASSEMBLY

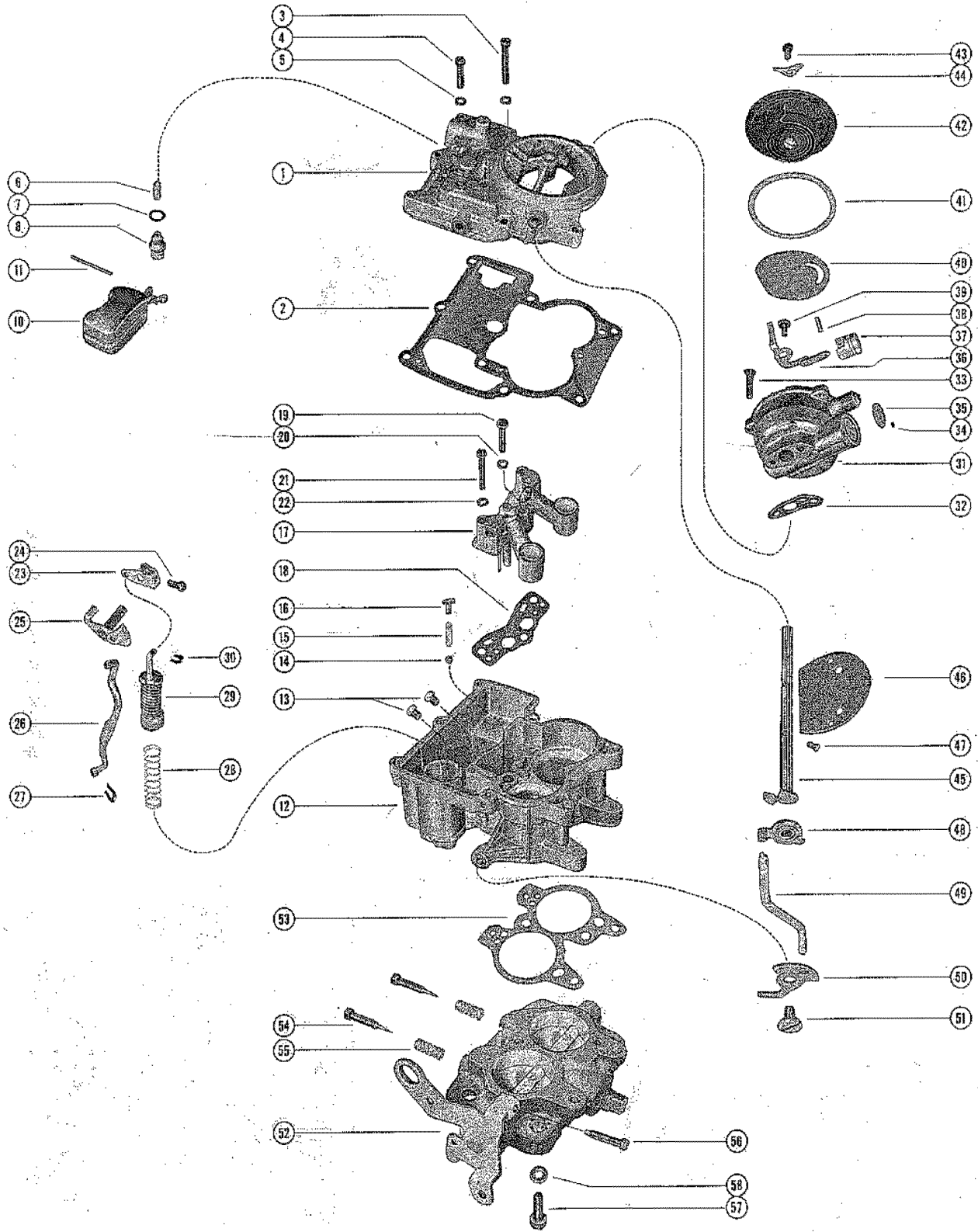


CARBURETOR ASSEMBLY

REF. NO.	PART NO.	SYM.	QTY.	DESCRIPTION
-	1336-2076		1	CARBURETOR ASSEMBLY, COMPLETE
1	1397-2069		1	AIR HORN
2			1	GASKET, AIR HORN
3	10-33048		1	SCREW, AIR HORN TO FLOAT BOWL (LONG)
4	10-33043		7	SCREW, AIR HORN TO FLOAT BOWL (SHORT)
5	13-26996		8	LOCKWASHER, AIR HORN TO FLOAT BOWL SCREW
6			1	STRAINER, INLET NEEDLE AND SEAT
7			1	GASKET, INLET NEEDLE AND SEAT
8			1	INLET NEEDLE AND SEAT ASSEMBLY
10	1397-2060		1	FLOAT ASSEMBLY
11	17-33037		1	PIN, HINGE - FLOAT TO AIR HORN
12	1397-2075		1	FLOAT BOWL ASSEMBLY
13	1397-2448		2	JET, FLOAT BOWL (STANDARD)
14			1	BALL, PUMP DISCHARGE - FLOAT BOWL
15			1	SPRING, PUMP DISCHARGE - FLOAT BOWL
16			1	GUIDE, PUMP DISCHARGE - FLOAT BOWL
17	1397-2058		1	VENTURI CLUSTER ASSEMBLY, FLOAT BOWL
18			1	GASKET, VENTURI CLUSTER
19	10-33034		1	SCREW, VENTURI CLUSTER TO FLOAT BOWL (CENTER)
20			1	GASKET, VENTURI CLUSTER TO FLOAT BOWL SCREW (CENTER)
21	10-33033		2	SCREW, VENTURI CLUSTER TO FLOAT BOWL (OUTER)
22	13-33029		2	LOCKWASHER, VENTURI CLUSTER TO FLOAT BOWL SCREW (OUTER)
23	1397-2048		1	LEVER, PUMP - AIR HORN
24	10-33047		1	SCREW, AIR HORN PUMP LEVER
25	1397-2054		1	PUMP SHAFT AND LEVER ASSEMBLY, AIR HORN
26	1397-2051		1	ROD, PUMP
27			1	CLIP, RETAINER - PUMP ROD
28			1	SPRING, FLOAT BOWL PUMP RETURN
29			1	PUMP ASSEMBLY, FLOAT BOWL
30			1	CLIP, RETAINER - FLOAT BOWL PUMP
31	1397-2064		1	CHOKE HOUSING ASSEMBLY
32			1	GASKET, CHOKE HOUSING
33	10-33053		2	SCREW, CHOKE HOUSING TO AIR HORN
34	1397-2050		1	PLUG, BALL - CHOKE HOUSING
35	19-33041		1	WELCH PLUG, CHOKE HOUSING
36	1397-2066		1	LEVER ASSEMBLY, CHOKE PISTON
37	1397-2059		1	CHOKE PISTON, CHOKE HOUSING
38	17-33049		1	PIN, CHOKE PISTON TO CHOKE PISTON LEVER
39	10-33056		1	SCREW, CHOKE PISTON LEVER TO CHOKE HOUSING
40	1397-2057		1	PALTE, BAFFLE-CHOKE HOUSING
41			1	GASKET, STAT COVER AND COIL
42	1397-2074		1	STAT COVER AND COIL ASSEMBLY

CONTINUED ON NEXT PAGE ➡

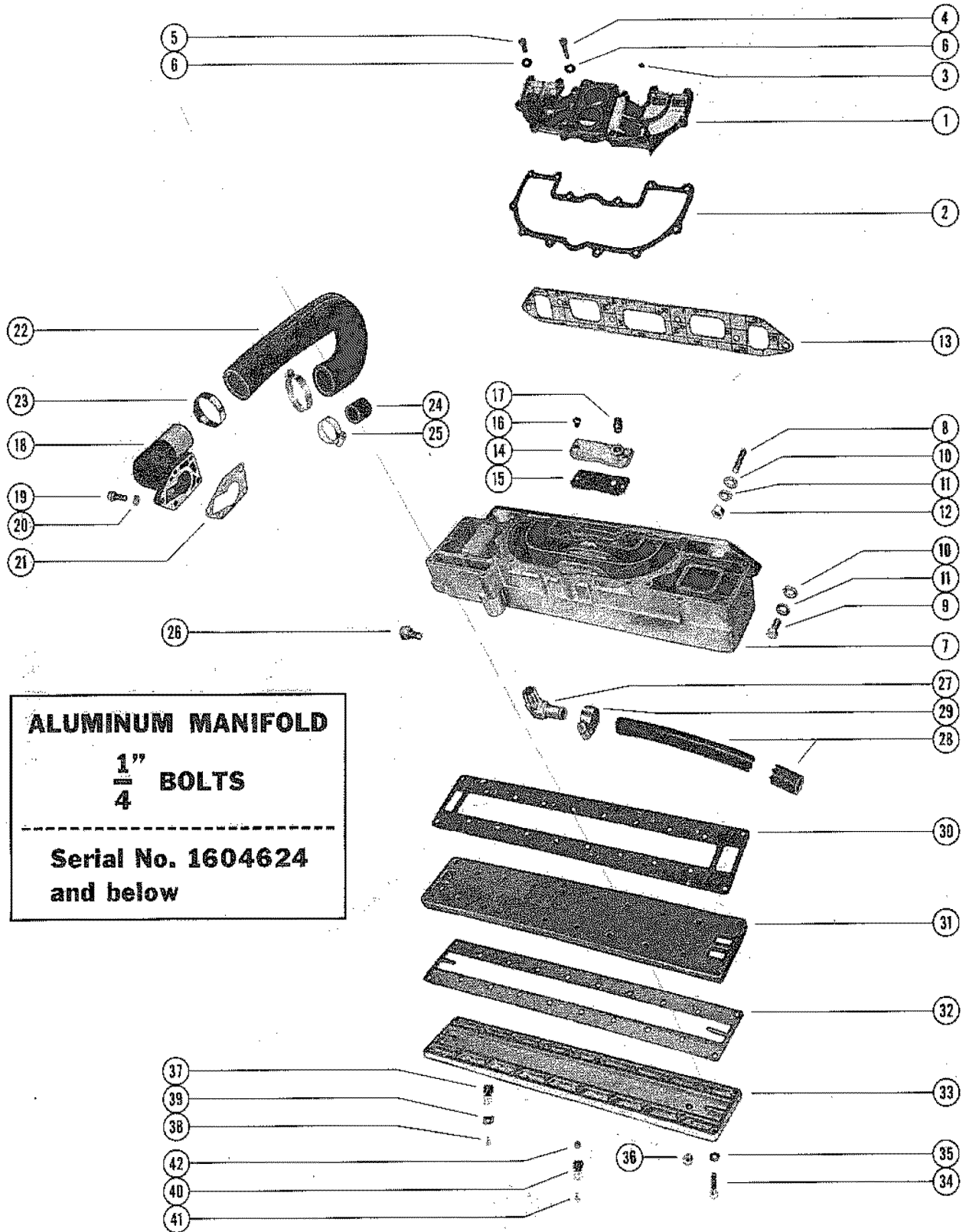
CARBURETOR ASSEMBLY



CARBURETOR ASSEMBLY

REF. NO.	PART NO.	SYM.	QTY.	DESCRIPTION
43	10-33047		3	SCREW, STAT COVER AND COIL TO CHOKE HOUSING
44	54-33036		3	RETAINER, STAT COVER AND COIL TO CHOKE HOUSING SCREW
45	1397-2065		1	CHOPKE SHAFT ASSEMBLY
46	1397-2047		1	VALVE, CHOKE - CHOKE SHAFT
47	10-33045		2	SCREW, CHOKE VALVE TO CHOKE SHAFT
48	1397-2056		1	CHOKE LEVER AND COLLAR ASSEMBLY, CHOKE SHAFT
49	1397-2052		1	ROD, CHOKE
50	1397-2071		1	CAM, FAST IDLE - FLOAT BOWL
51	10-33042		1	SCREW, FAST IDLE CAM TO FLOAT BOWL
52	1397-2070		1	THROTTLE BODY ASSEMBLY
53			1	GASKET, THROTTLE BODY
54	1397-2062		2	IDLE ADJUSTING NEEDLE, THROTTLE BODY(INCLUDED WITH O)
55	24-33050		2	SPRING, IDLE ADJUSTING NEEDLE
56	1397-2061		1	IDLE STOP SCREW, THROTTLE BODY
57	10-33052		3	SCREW, THROTTLE BODY TO FLOAT BOWL
58	13-33028		3	LOCKWASHER, THROTTLE BODY TO FLOAT BOWL SCREW
-	27-32910		1	GASKET, CARBURETOR FLANG(INCLUDED WITH)
-	1397-2072		1	OVERHAUL KIT
-	1397-2067		1	OFF ENGINE KIT
-	1397-2073		1	GASKET KIT
-	1397-2213		1	ALTITUDE KIT (5,000FT.)
-	1397-2214		1	ALTITUDE KIT (10,000FT.)

EXHAUST MANIFOLD ASSEMBLY (ALUMINUM - 1/4" BOLTS)

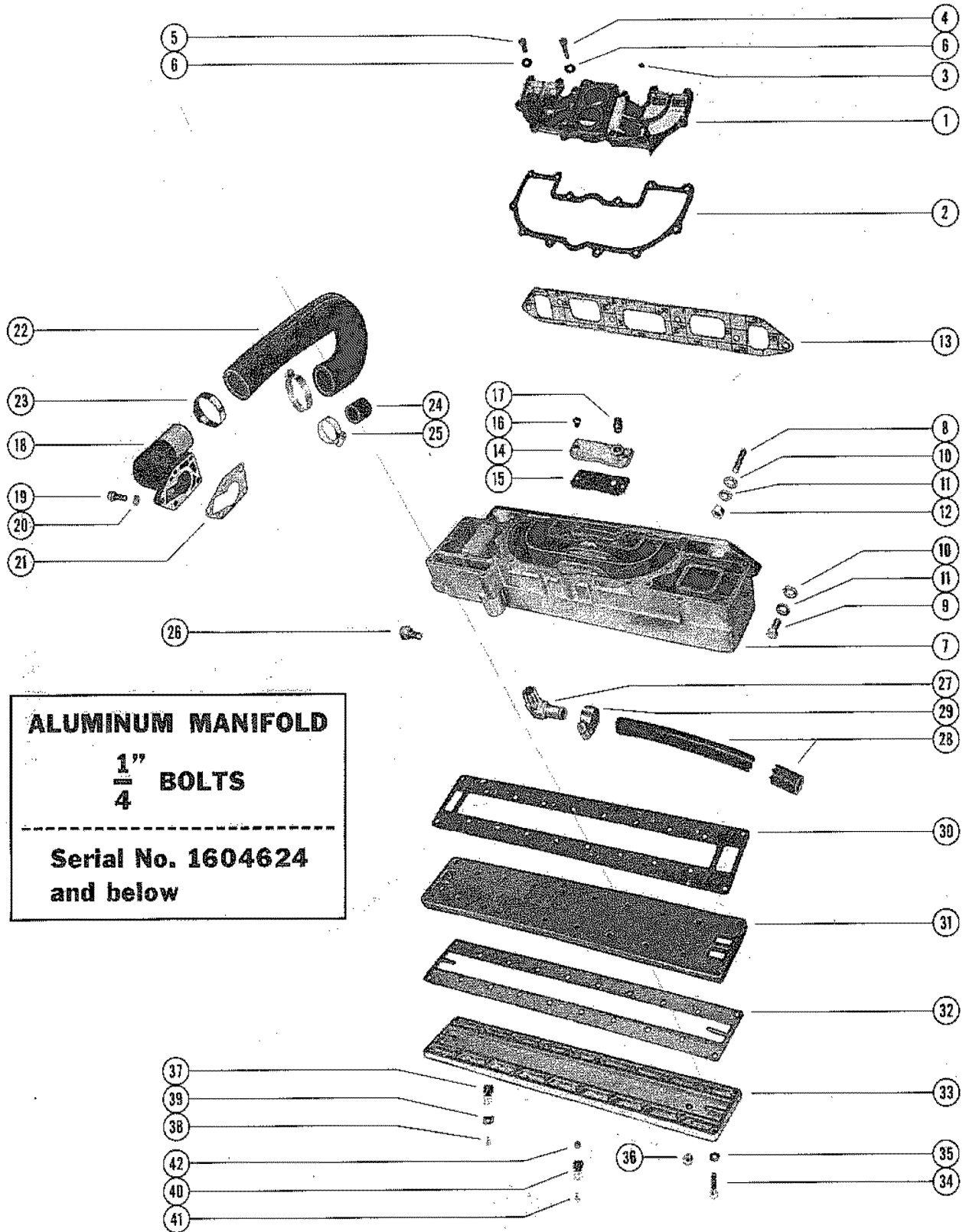


EXHAUST MANIFOLD ASSEMBLY (ALUMINUM - 1/4" BOLTS)

REF. NO.	PART NO.	SYM.	QTY.	DESCRIPTION
1	32683		1	COVER, INTAKE MANIFOLD
2	27-34047		1	GASKET, INTAKE MANIFOLD COVER
3	22-36382		1	PLUG, PIPE - INTAKE MANIFOLD COVER
4	10-34633		4	SCREW, INTAKE MANIFOLD COVER TO EXHAUST MANIFOLD BODY (1 5/8)
5	10-34634		8	SCREW, INTAKE COVER TO EXHAUST MANIFOLD BODY (1")
6	13-26992		12	LOCKWASHER, INTAKE MANIFOLD COVER SCREW
7	32679		1	BODY, EXHAUST MANIFOLD (NO LONGER AVAILABLE - ORDER B-35138A5 EXHAUST MANIFOLD ASSEMBLY)
8	16-34612		4	STUD, EXHAUST MANIFOLD BODY TO CYLINDER HEAD (1 1/2")
-	16-32908		2	STUD, EXHAUST MANIFOLD BODY TO CYLINDER HEAD (1 5/16") SERIAL 00000000-01564843
9	10-21077		2	SCREW, EXHAUST MANIFOLD BODY TO CYLINDER HEAD (7/8") SERIAL 01537451-01604624
10	12-20553		6	WASHER, EXHAUST MANIFOLD BODY STUD AND SCREW
11	13-37459		6	LOCKWASHER, EXHAUST MANIFOLD BODY STUD AND SCREW
12	11-24883		4	NUT, EXHAUST MANIFOLD BODY STUD
13	27-32816		1	GASKET, EXHAUST MANIFOLD BODY TO CYLINDER HEAD
14	32797		1	COVER, CHOKE OVEN - EXHAUST MANIFOLD BODY
15	27-32815		1	GASKET, CHOKE OVEN COVER
16	10-28192		2	SCREW, CHOKE OVEN COVER TO EXHAUST MANIFOLD (1/2")
17	22-21373		1	CONNECTOR, CHOKE OVEN COVER TO CHOKE PIPE
18	32684		1	ELBOW, WATER OUTLET - EXHAUST MANIFOLD SERIAL 00000000-01564843
	33481		1	ELBOW, WATER OUTLET - EXHAUST MANIFOLD SERIAL 01564844-01604624
19	10-34634		5	SCREW, WATER OUTLET ELBOW TO EXHAUST MANIFOLD BODY (1")
20	13-26992		5	LOCKWASHER, WATER OUTLET ELBOW SCREW
21	27-32814		1	GASKET, EXHAUST MANIFOLD ELBOW
22	32-32751		1	HOSE, WATER OUTLET ELBOW TO WATER PUMP SERIAL 00000000-01537450
	32-33484		1	HOSE, WATER OUTLET ELBOW TO WATER PUMP SERIAL 01564844-01604624
23	54-32781		2	CLAMP, HOSE TO WATER OUTLET ELBOW AND WATER PUMP
24	32877		1	COVER, WATER PUMP
25	54-38426		1	CLAMP, WATER PUMP COVER TO WATER PUMP
26	10-25299		1	SCREW, WATER PUMP FLANG (3/4")
27	22-32715		1	ELBOW, WATER INLET HOSE - EXHAUST MANIFOLD BODY
28	32-32844		1	HOSE, WATER INLET - EXHAUST MANIFOLD BODY ELBOW TO DRIVE UNI
29	54-32779		2	CLAMP, HOSE TO EXHAUST MANIFOLD BODY ELBOW AND DRIVE UNIT
30	27-32809		1	GASKET, INNER WATER JACKET COVER TO EXHAUST MANIFOLD BODY

CONTINUED ON NEXT PAGE ➡

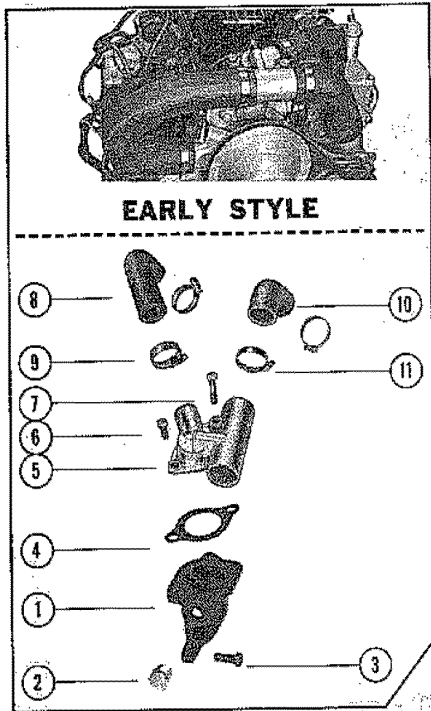
EXHAUST MANIFOLD ASSEMBLY (ALUMINUM - 1/4" BOLTS)



EXHAUST MANIFOLD ASSEMBLY (ALUMINUM - 1/4" BOLTS)

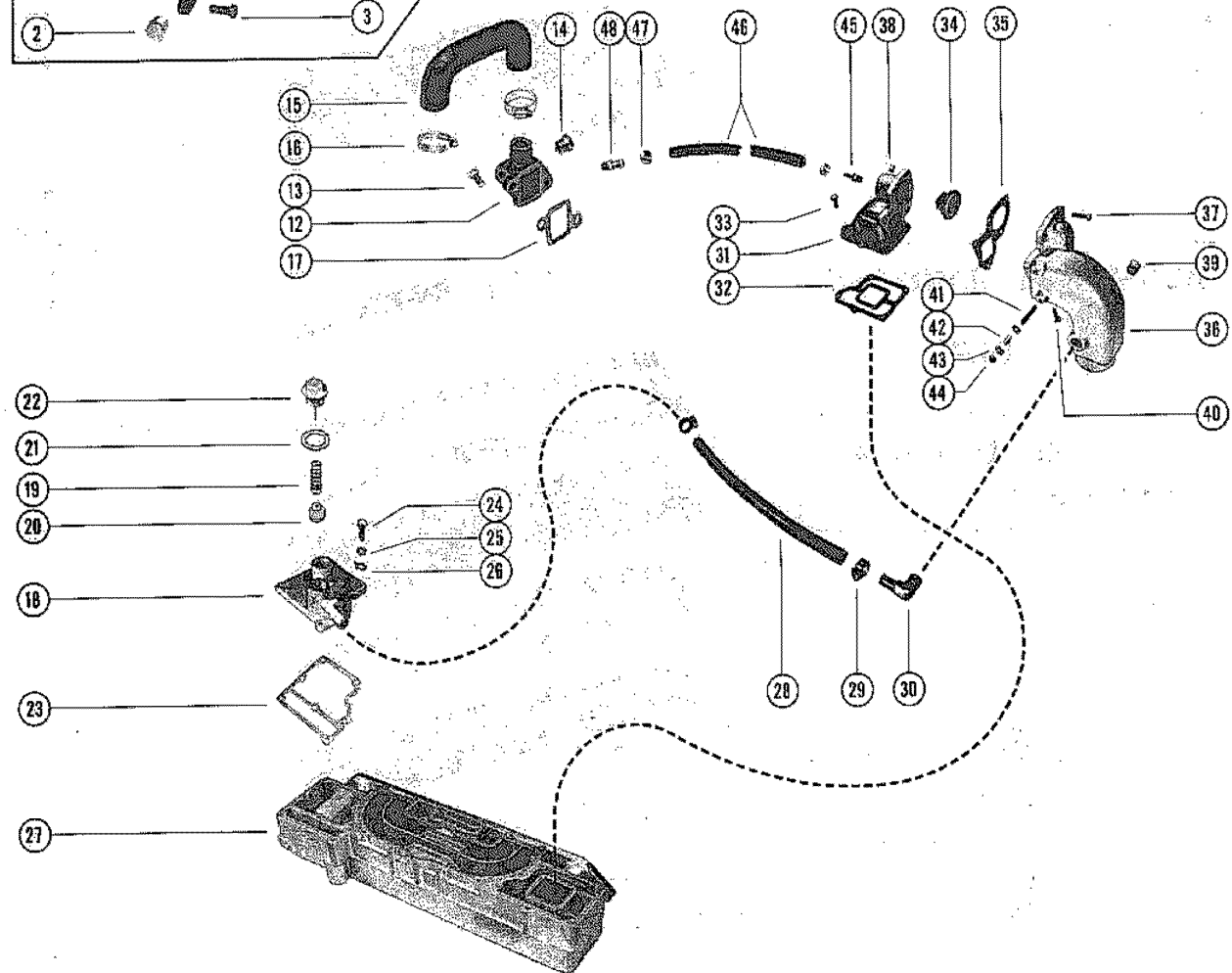

REF. NO.	PART NO.	SYM.	QTY.	DESCRIPTION
31	32680		1	COVER, WATER JACKET - INNER (SEE NOTE BELOW)
32	27-32810		1	GASKET, OUTER COVER TO INNER COVER
33	32681		1	COVER, WATER JACKET - OUTER(SEE NOTE BELOW)
34	10-34633		20	SCREW, OUTER AND INNER COVERS TO EXHAUST MANIFOLD BODY(1 1/2"
35	13-26992		20	LOCKWASHER, OUTER AND INNER COVERS SCREW
36	22-32802		1	PLUG, PIPE - OUTER WATER JACKET COVER
37	54-26550		1	CLIP, WIRING HARNESS TO OUTER WATER JACKET COVER SERIAL 00000000-01537450
	54-22740		1	CLIP, WIRING HARNESS TO OUTER WATER JACKET COVER SERIAL 01564844-01604624
38	10-28192		1	SCREW, WIRING HARNESS CLAMP TO OUTER WATER JACKET COVER (1/2
39	22789		1	"D" WASHER. WIRING HARNESS CLAMP SCREW
40	54-28938		1	CLAMP, WIRING HARNESS TO CYLINDER BLOCK
41	10-29199		1	SCREW, CLAMP TO CYLINDER BLOCK SERIAL 00000000-01602979
42	11-20890		1	NUT, CLAMP SCREW SERIAL 00000000-01602979

FRONT WATER SYSTEM AND EXHAUST ELBOW (ALUMINUM - 1/4" BOLTS)



ALUMINUM MANIFOLD
 $\frac{1}{4}$ " BOLTS

 Serial No. 1604624 and below

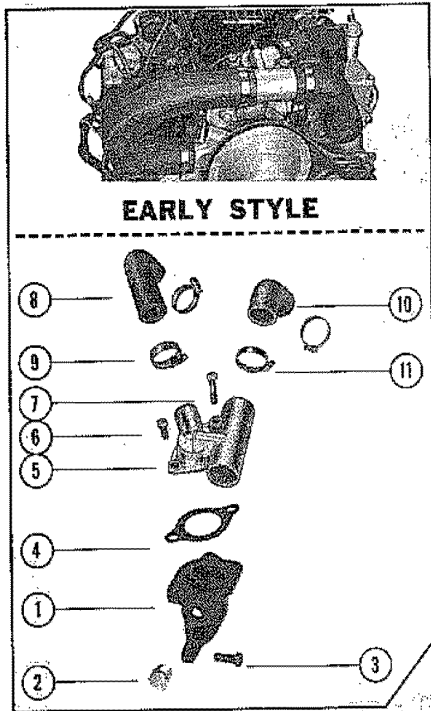


FRONT WATER SYSTEM AND EXHAUST ELBOW (ALUMINUM - 1/4" BOLTS)

REF. NO.	PART NO.	SYM.	QTY.	DESCRIPTION
1	33919		1	HOUSING, WATER OUTLET SERIAL 00000000-01564843
2	22-32804		1	PLUG, WATER OUTLET HOUSING SERIAL 00000000-01564843
3	10-35169		2	SCREW, WATER OUTLET HOUSING TO CYLINDER HEAD SERIAL 00000000-01564843
4	27-33918		1	GASKET, WATER OUTLET HOUSING TO DISTRIBUTION BLOCK SERIAL 00000000-01564843
5	32718		1	BLOCK, DISTRIBUTION - WATER OUTLET HOUSING SERIAL 00000000-01564843
6	10-20359		1	SCREW, DISTRIBUTION BLOCK TO WATER OUTLET HOUSING (1") SERIAL 00000000-01564843
7	10-32774		2	SCREW, DISTRIBUTION BLOCK TO WATER OUTLET HOUSING (2") SERIAL 00000000-01564843
8	32-32752		1	HOSE, DISTRIBUTION BLOCK TO RELIEF VALVE BODY SERIAL 00000000-01564843
9	54-32780		2	CLAMP, HOSE TO DISTRIBUTION BLOCK AND RELIEF VALVE BODY SERIAL 00000000-01564843
10	32-32749		1	HOSE, DISTRIBUTION BLOCK TO WATER OUTLET ELBOW SERIAL 00000000-01564843
11	54-32781		2	CLAMP, HOSE TO DISTRIBUTION BLOCK AND WATER OUTLET ELBOW SERIAL 00000000-01564843
12	33483		1	ELBOW, WATER OUTLET - CYLINDER HEAD SERIAL 01564844-01604624
13	10-21077		2	SCREW, WATER OUTLET ELBOW TO CYLINDER HEAD (7/8") SERIAL 01564844-01604624
14	22-32804		1	PLUG, PIPE - WATER OUTLET ELBOW SERIAL 01564844-01604624
15	32-33485		1	HOSE, WATER OUTLET ELBOW TO RELIEF VALVE BODY SERIAL 01564844-01604624
16	54-32780		2	CLAMP, HOSE TO WATER OUTLET ELBOW AND RELIEF VALVE BODY SERIAL 01564844-01604624
17	27-33680		1	GASKET, WATER OUTLET ELBOW
18	32682A2		1	BODY ASSEMBLY, RELIEF VALVE
19	24-35087A1		1	SPRING ASSEMBLY, RELIEF VALVE BODY
20	35086		1	BUTTON, CHECK VALVE - RELIEF VALVE BODY
21	27-32019		1	GASKET, RELIEF VALVE BODY CAP
22	32729A1		1	CAP ASSEMBLY, RELIEF VALVE BODY
-	22-32802		1	PLUG, RELIEF VALVE BODY
23	27-32811		1	GASKET, RELIEF VALVE BODY
24	10-34634		7	SCREW, RELIEF VALVE BODY TO EXHAUST MANIFOLD BODY (1")
25	13-26992		7	LOCKWASHER, RELIEF VALVE BODY SCREW
26	27711		1	RETAINER, RELIEF VALVE BODY SCREW - THROTTLE RETURN SPRING
27	32679		1	BODY, EXHAUST MANIFOLD NO LONGER AVAILABLE - ORDER B-35138A5 EXHAUST MANIFOLD.
28	32-32843		1	HOSE, DRAIN - RELIEF BODY TO EXHAUST ELBOW
29	54-32779		2	CLAMP, DRAIN HOSE TO RELIEF VALVE BODY AND EXHAUST ELBOW

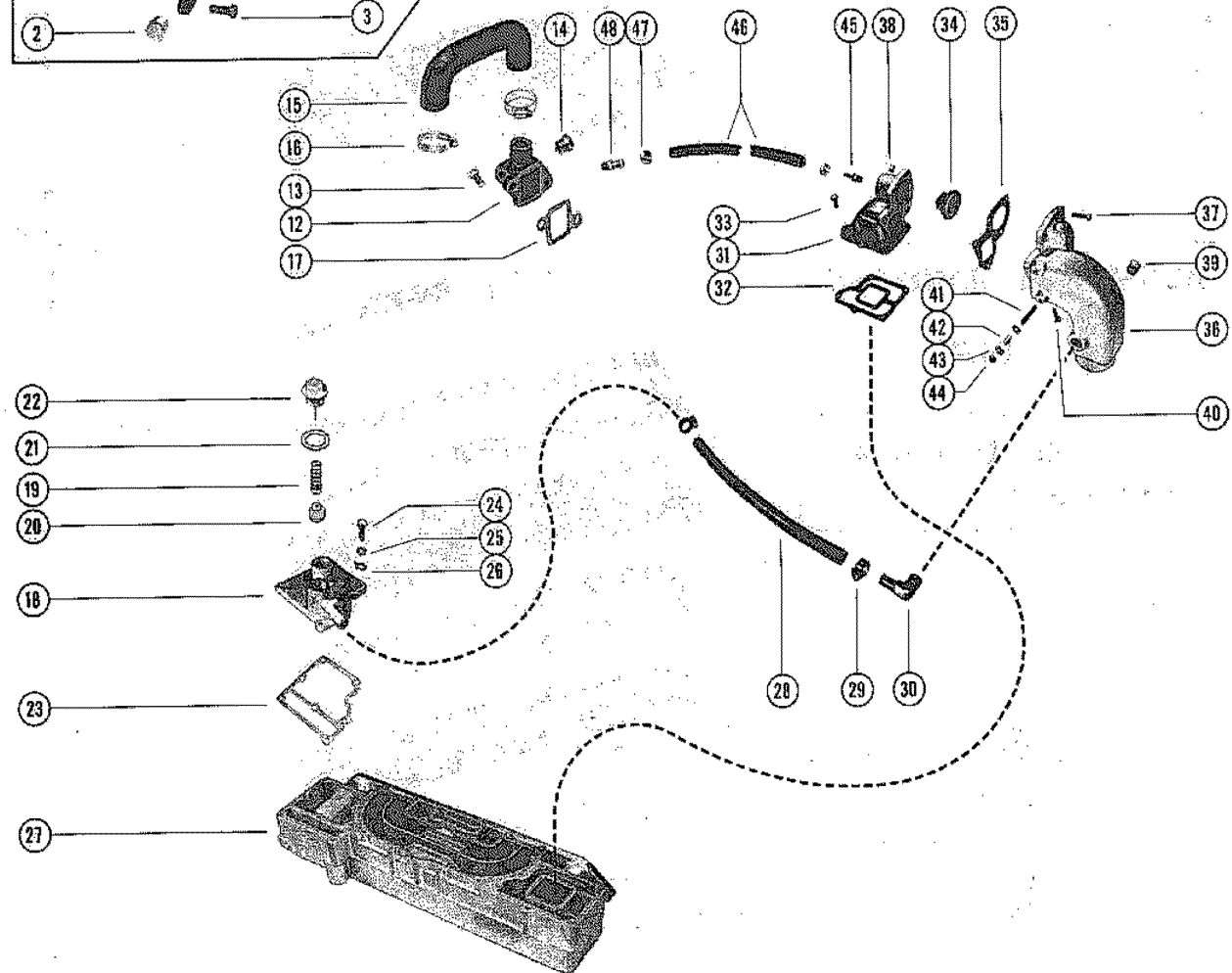

CONTINUED ON NEXT PAGE ➡

FRONT WATER SYSTEM AND EXHAUST ELBOW (ALUMINUM - 1/4" BOLTS)



ALUMINUM MANIFOLD
 $\frac{1}{4}$ " BOLTS

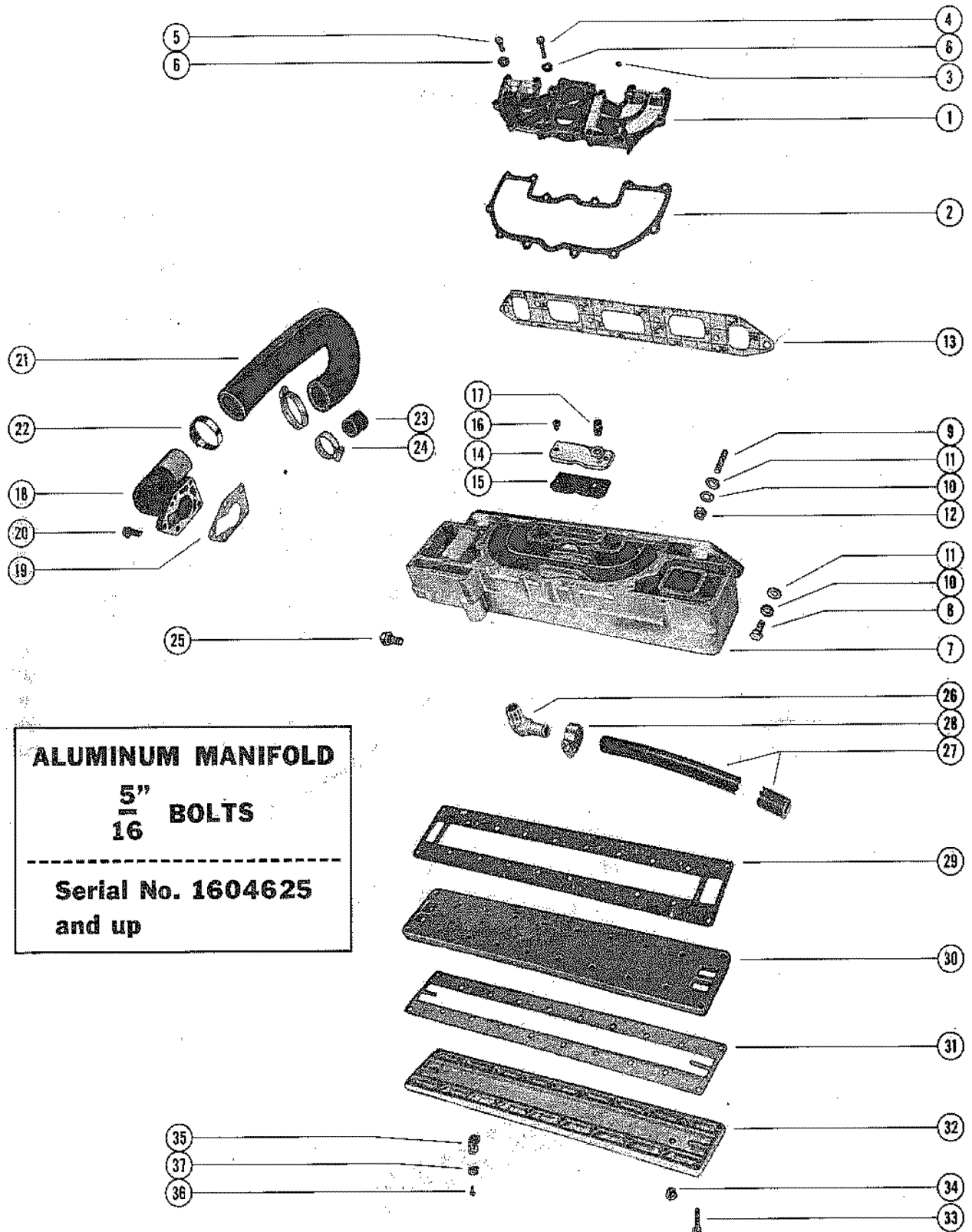
 Serial No. 1604624 and below



FRONT WATER SYSTEM AND EXHAUST ELBOW (ALUMINUM - 1/4" BOLTS)

REF. NO.	PART NO.	SYM.	QTY.	DESCRIPTION
30	22-32715		1	ELBOW, DRAIN HOSE - EXHAUST ELBOW
31	32723		1	CONTAINER, THERMOSTAT - EXHAUST MANIFOLD BODY
32	27-32812		1	GASKET, THERMOSTAT CONTAINER
33	10-34634		5	SCREW, THERMOSTAT CONTAINER TO EXHAUST MANIFOLD (1")
34	35884		1	THERMOSTAT
35	27-32813		1	GASKET, EXHAUST ELBOW
36	32724		1	ELBOW, EXHAUST - THERMOSTAT CONTAINER
37	10-22421		4	SCREW, EXHAUST ELBOW TO THERMOSTAT CONTAINER (1 1/4")
38	11-24652		4	NUT, EXHAUST ELBOW SCREW
39	22-32803		1	PLUG, PIPE - EXHAUST ELBOW
40	10-28667		1	SCREW, EXHAUST ELBOW TO THERMOSTAT CONTAINER (LOWER) - 1"
41	16-33526		1	STUD, REMOTE CONTROL CABLE TO EXHAUST ELBOW
42	23-31866		1	SPACER, REMOTE CONTROL CABLE STUD
43	12-21631		2	WASHER, REMOTE CONTROL CABLE STUD
44	11-20586		1	NUT, REMOTE CONTROL CABLE STUD
45	22-20445		1	NIPPLE, BLEED HOSE TO DISTRIBUTION BLOCK SERIAL 00000000-01564843
46	32-32840		1	HOSE, BLEED - DISTRIBUTION BLOCK TO RELIEF VALVE BODY (11 1/2") SERIAL 00000000-01564843
47	54-20387		2	CLAMP, BLEED HOSE FASTENING SERIAL 00000000-01564843
48	22-20445		1	NIPPLE, BLEED HOSE TO RELIEF VALVE BODY SERIAL 00000000-01564843
45	22-33060		1	NIPPLE, BLEED TO THERMOSTAT CONTAINER SERIAL 01564844-01604624
46	32-34394		1	HOSE, BLEED - OUTLET ELBOW TO THERMOSTAT CONTAINER (19 3/8") SERIAL 01564844-01604624
47	54-20386		2	CLAMP, BLEED HOSE FASTENING SERIAL 01564844-01604624
48	22-33060		1	NIPPLE, BLEED HOSE TO WATER OUTLET ELBOW SERIAL 01564844-01604624

EXHAUST MANIFOLD ASSEMBLY (ALUMINUM - 5/16" BOLTS)



ALUMINUM MANIFOLD
5/16" BOLTS

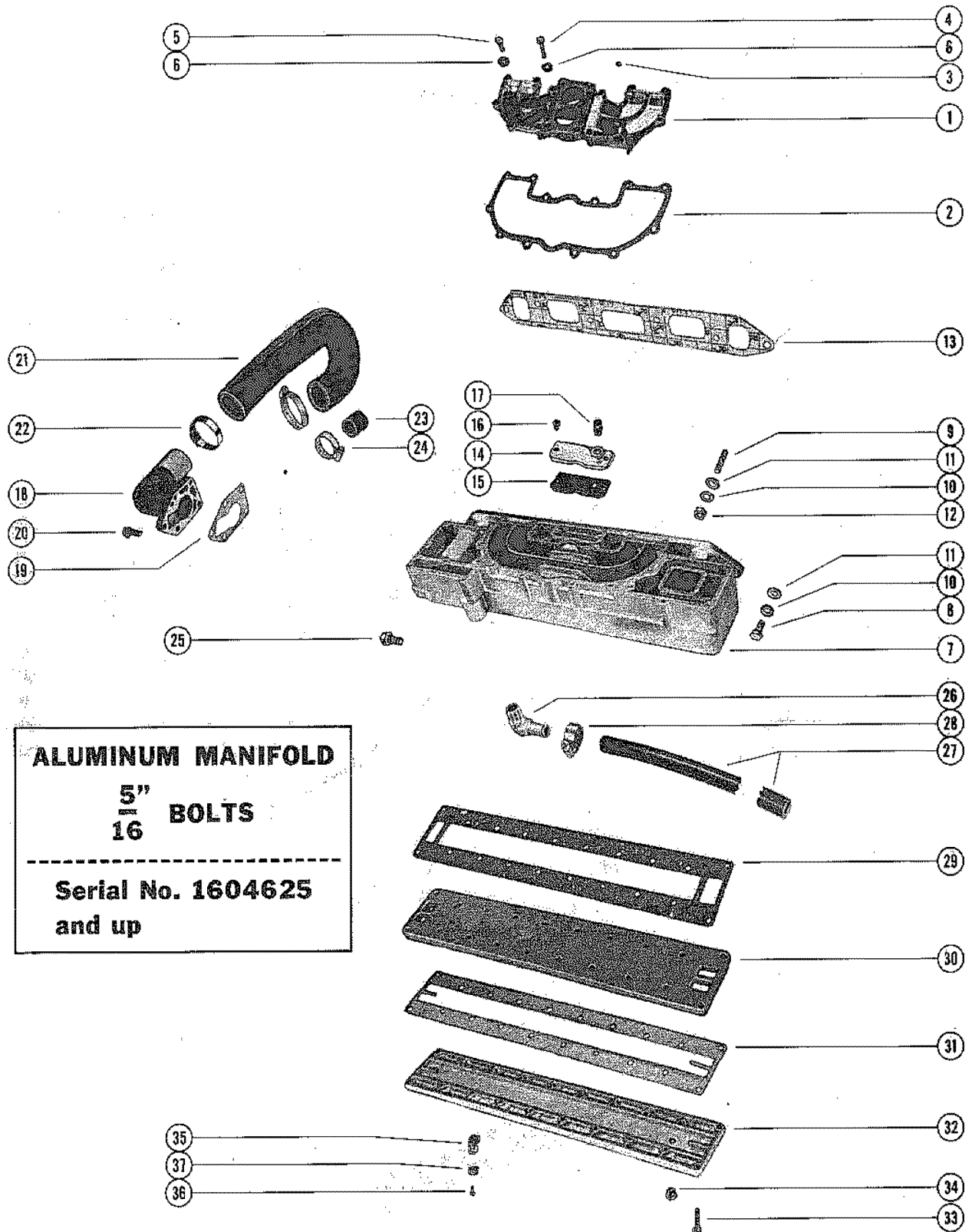
Serial No. 1604625
and up

EXHAUST MANIFOLD ASSEMBLY (ALUMINUM - 5/16" BOLTS)

REF. NO.	PART NO.	SYM.	QTY.	DESCRIPTION
1	32683		1	COVER, INTAKE MANIFOLD
2	27-34047		1	GASKET, INTAKE MANIFOLD COVER
3	22-36382		1	PLUG, PIPE - INTAKE MANIFOLD COVER
4	10-35581		4	SCREW, INTAKE COVER TO EXHAUST MANIFOLD (1 5/8") SERIAL 01604625-01731503
5	10-35582		8	SCREW, INTAKE COVER TO EXHAUST MANIFOLD (1") SERIAL 01604625-01731503
6	13-26992		12	LOCKWASHER, INTAKE COVER SCREW SERIAL 01604625-01731503
4	10-38326		4	SCREW, INTAKE COVER TO EXHAUST MANIFOLD (1 5/8") SERIAL 01731504-09999999
5	10-38327		8	SCREW, INTAKE COVER TO EXHAUST MAINFOLD (1") SERIAL 01731504-09999999
7	35138		1	BODY, EXHAUST MANIFOLD
8	10-21077		2	SCREW, EXHAUST MANIFOLDBODY TO CYLINDER HEAD (7/8")
9	16-34612		4	STUD, EXHAUST MANIFOLD BODY TO CYLINDER HEAD (1 1/2")
10	13-37459		6	LOCKWASHER, EXHAUST MANIFOLD BODY STUD AND SCREW
11	12-20553		6	WASHER, EXHAUST MANIFOLD BODY STUD AND SCREW
12	11-20087		4	NUT, EXHAUST MANIFOLD BODY STUD
13	27-32816		1	GASKET, EXHAUST MANIFOLD BODY TO CYLINDER HEAD
14	32797		1	COVER, CHOKE OVEN - EXHAUST MANIFOLD BODY
15	27-32815		1	GASKET, CHOKE OVEN COVER
16	10-28192		2	SCREW, CHOKE OVEN COVER TO EXHAUST MANIFOLD (1/2")
17	22-21373		1	CONNECTOR, CHOKE OVEN COVER TO CHOKE PIPE
18	35149		1	ELBOW, WATER OUTLET - EXHAUST MANIFOLD BODY
19	27-35150		1	GASKET, EXHAUST MANIFOLD ELBOW
20	10-35388		5	SCREW, WATER OUTLET ELBOW TO EXHAUST MANIFOLD BODY (1")
21	32-33484		1	HOSE, WATER OUTLET ELBOW TO WATERPUMP
22	54-32781		2	CLAMP, HOSE TO WATER OUTLET ELBOW AND WATER PUMP
23	32877		1	COVER, WATER PUMP
24	54-38426		1	CLAMP, WATER PUMP COVER TO WATER PUMP
25	10-25299		1	SCREW, WATER PUMP FLANGE (3/4")
26	22-32715		1	ELBOW, WATER INLET HOSE - EXHAUST MANIFOLD BODY
27	32-32844		1	HOSE, WATER INLET - EXHAUST MANIFOLD BODY ELBOW TO DRIVE UNI
28	54-32779		2	CLAMP, HOSE TO EXHAUST MANIFOLD BODY ELBOW AND DRIVE UNIT
29	27-35140		1	GASKET, INNER WATER JACKET COVER TO EXHAUST MANIFOLD BODY
30	35139		1	COVER, WATERJACKET - INNER
31	27-35142		1	GASKET, OUTER COVER TO INNER COVER
32	35141		1	COVER, WATER JACKET - OUTER

CONTINUED ON NEXT PAGE ➡

EXHAUST MANIFOLD ASSEMBLY (ALUMINUM - 5/16" BOLTS)



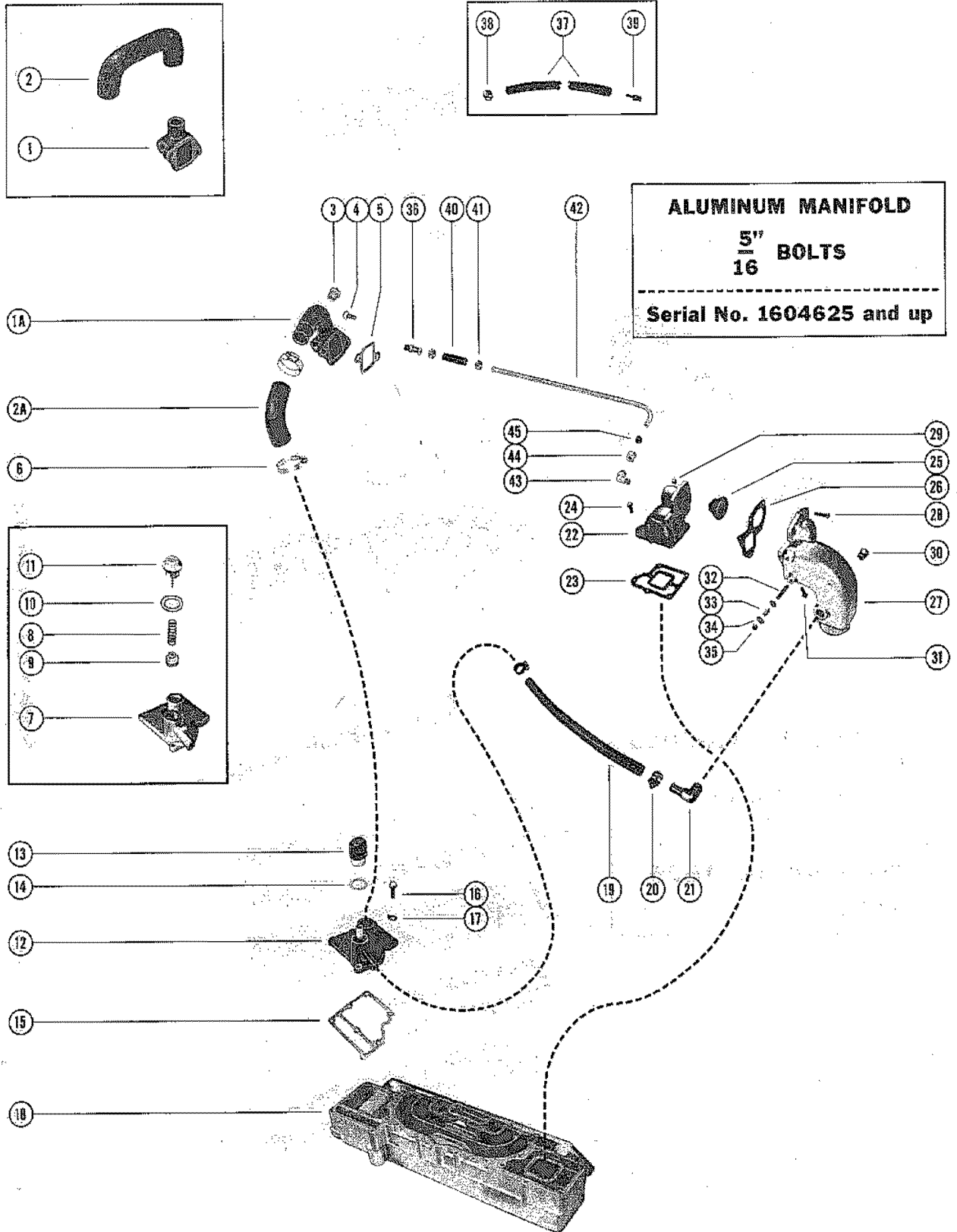
ALUMINUM MANIFOLD
5"
16 BOLTS

Serial No. 1604625
and up

EXHAUST MANIFOLD ASSEMBLY (ALUMINUM - 5/16" BOLTS)

REF. NO.	PART NO.	SYM.	QTY.	DESCRIPTION
33	10-35390		22	SCREW, OUTER AND INNER COVERS TO EXHAUST MANIFOLD BODY (1 3/
34	22-32802		1	PLUG, PIPE - OUTER WATER JACKET COVER
35	54-22740		1	CLIP, WIRING HARNESS TO OUTER COVER
36	10-29240		1	SCREW, WIRING HARNESS CLIP TO OUTER COVER (10-32 X 5/8")
37	22789		1	"D" WASHER, WIRING HARNESS CLIP SCREW
35	54-28938		1	CLAMP, WIRING HARNESS TO OUTER COVER
36	10-20031		1	SCREW, WIRING HARNESS CLAMP CLAMP TO OUTER COVER (1/4-20 X 1
37	22789		1	"D" WASHER, WIRING HARNESS CLAMP SCREW

FRONT WATER SYSTEM AND EXHAUST ELBOW (ALUMINUM - 5/16" BOLTS)

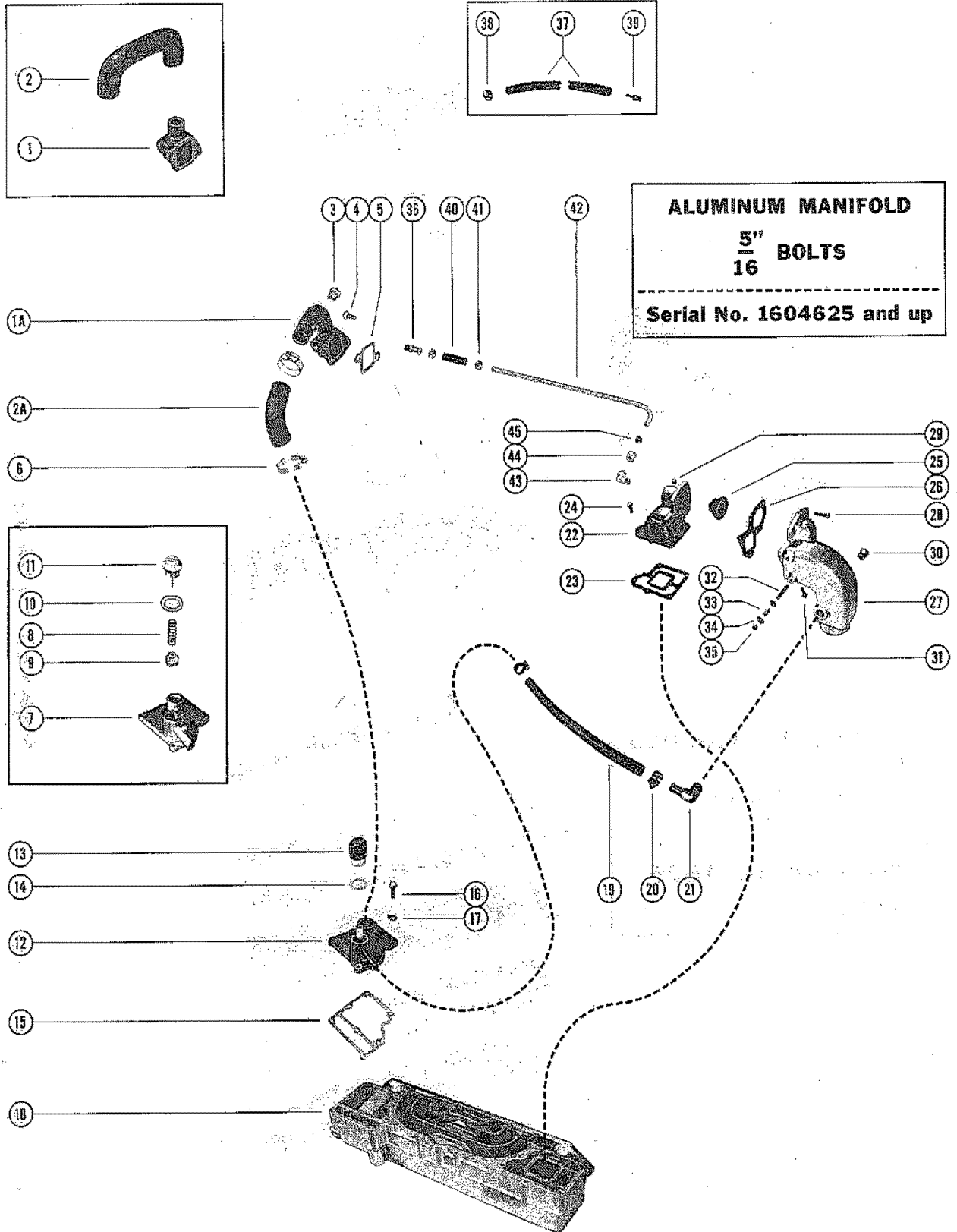


FRONT WATER SYSTEM AND EXHAUST ELBOW (ALUMINUM - 5/16" BOLTS)

REF. NO.	PART NO.	SYM.	QTY.	DESCRIPTION
1	33483		1	ELBOW, WATER OUTLET - CYLINDER HEAD SERIAL 01604625-01822366
2	32-33485		1	HOSE, WATER OUTLET ELBOW TO RELIEF VALVE BODY SERIAL 01604625-01822366
1A	38057		1	ELBOW, WATER OUTLET - CYLINDER HEAD SERIAL 01822367-09999999
2A	32-38066		1	HOSE, OUTLET ELBOW TO MANIFOLD SERIAL 01822367-09999999
3	22-32804		1	PLUG, PIPE WATER OUTLET ELBOW
4	10-21077		2	SCREW, WATER OUTLET ELBOW TO CYLINDER HEAD (7/8")
5	27-33680		1	GASKET, WATER OUTLET ELBOW
6	54-32780		2	CLAMP, HOSE TO WATER OUTLET ELBOW AND RELIEF VALVE BODY
7	35143A1		1	BODY ASSEMBLY, RELIEF VALVE SERIAL 01604625-01823525
8	24-35087A1		1	SPRING ASSEMBLY, RELIEF VALVE BODY SERIAL 01604625-01823525
9	35086		1	BUTTON, CHECK VALVE - RELIEF VALVE BODY SERIAL 01604625-01823525
10	27-32019		1	GASKET, RELIEF VALVE BODY CAP SERIAL 01604625-01823525
11	32729A1		1	CAP ASSEMBLY, RELIEF VALVE BODY SERIAL 01604625-01823525
12	38058A1		1	COVER ASSEMBLY, RELIEF VALVE SERIAL 01823526-09999999
13	22-38060		1	CAP, STAND PIPE SERIAL 01823526-09999999
14	27-38061		1	GASKET, STAND PIPE CAP SERIAL 01823526-09999999
15	27-35144		1	GASKET, RELIEF VALVE BODY
16	10-35388		7	SCREW, RELIEF VALVE BODY TO EXHAUST MANIFOLD BODY (1")
17	26551		1	RETAINER, RELIEF BODY SCREW - THROTTLE RETURN SPRING
18	35138		1	BODY, EXHAUST MANIFOLD
19	32-32843		2	HOSE, DRAIN - RELIEF VALVE BODY TO EXHAUST ELBOW
20	54-32779		2	CLAMP, DRAIN HOSE TO RELIEF VALVE BODY AND EXHAUST ELBOW
21	22-32715		1	ELBOW, DRAIN HOSE - EXHAUST ELBOW
22	35145		1	CONTAINER, THERMOSTAT - EXHAUST MANIFOLD BODY
23	27-35146		1	GASKET, THERMOSTAT CONTAINER
24	10-35388		5	SCREW, THERMOSTAT CONTAINER TO EXHAUST MANIFOLD (1")
25	35884		1	THERMOSTAT
26	27-35147		1	GASKET, EXHAUST ELBOW
27	35148		1	ELBOW, EXHAUST - THERMOSTAT CONTAINER
28	10-35156		4	SCREW, EXHAUST ELBOW TO THERMOSTAT CONTAINER (1 1/4")
29	11-24652		4	NUT, EXHAUST ELBOW SCREW
30	22-32803		1	PLUG, PIPE - EXHAUST ELBOW

CONTINUED ON NEXT PAGE ➡

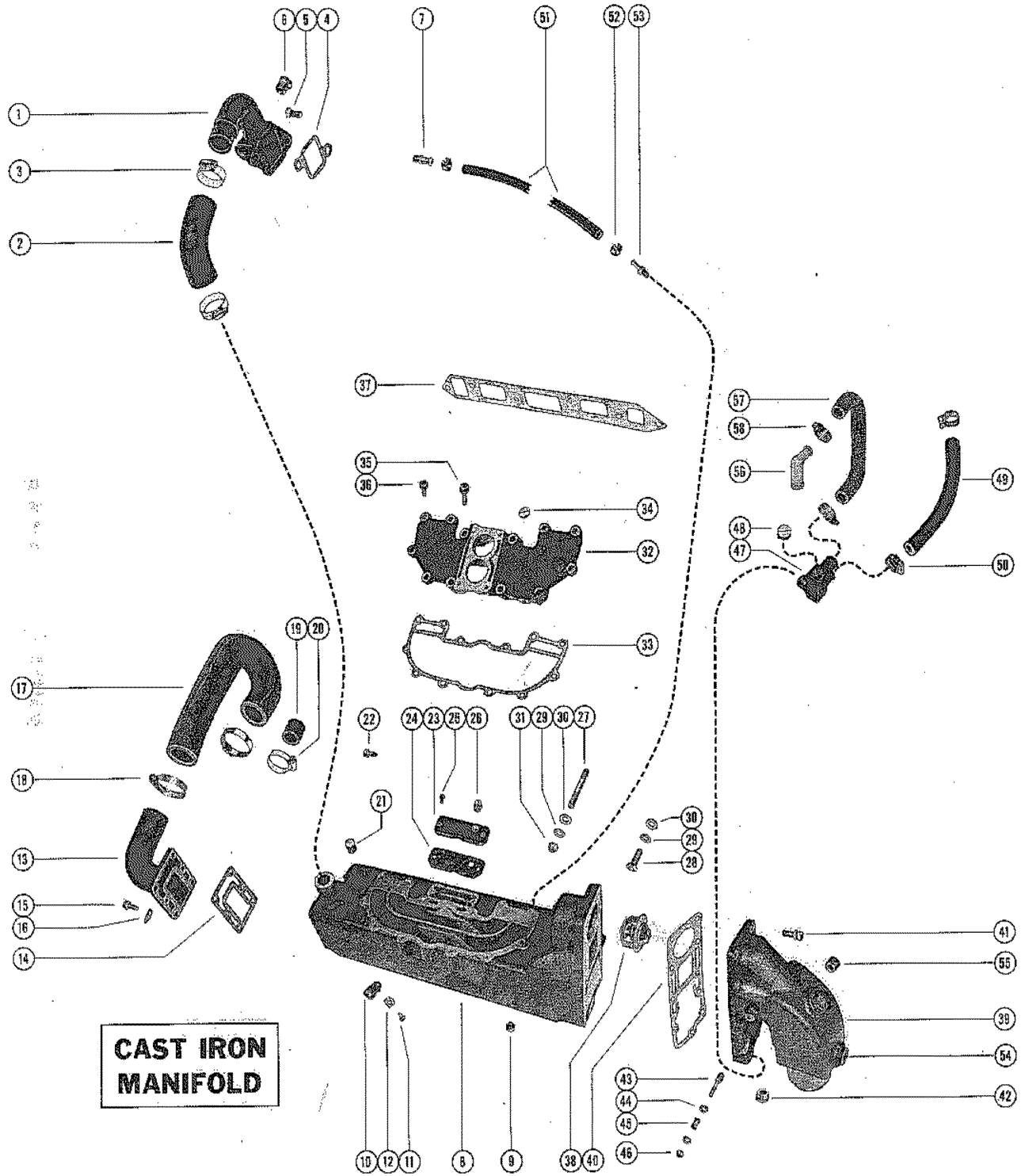
FRONT WATER SYSTEM AND EXHAUST ELBOW (ALUMINUM - 5/16" BOLTS)



FRONT WATER SYSTEM AND EXHAUST ELBOW (ALUMINUM - 5/16" BOLTS)

REF. NO.	PART NO.	SYM.	QTY.	DESCRIPTION
31	10-35388		1	SCREW, EXHAUST ELBOW TO THERMOSTAT CONTAINER (LOWER) - 1"
32	16-33526		1	STUD, REMOTE CONTROL CABLE TO EXHAUST ELBOW
33	23-31866		1	SPACER, REMOTE CONTROL CABLE STUD
34	12-21631		2	WASHER, REMOTE CONTROL CABLE STUD
35	11-20586		1	NUT, REMOTE CONTROL CABLE STUD
36	22-33060		1	NIPPLE, BLEED HOSE TO WATER OUTLET ELBOW
37	32-34394		1	HOSE, BLEED - ELBOW TO THERMOSTAT CONTAINER (19 3/8") SERIAL 01604625-01823525
38	54-20386		2	CLAMP, BLEED HOSE FASTENING SERIAL 01604625-01823525
39	22-33060		1	NIPPLE, BLEED HOSE TO THERMOSTAT CONTAINER SERIAL 01604625-01823525
40	32-38272		1	HOSE, BLEED - BLEED TUBE TO WATER OUTLET ELBOW SERIAL 01823526-09999999
41	32-38272		2	CLAMP, BLEED HOSE FASTENING SERIAL 01823526-09999999
42	32-38068		1	TUBE, BLEED - BLEED HOSE TO THERMOSTAT CONTAINER SERIAL 01823526-09999999
43	22-30174		1	ELBOW, BLEED TUBE TO THERMOSTAT CONTAINER SERIAL 01823526-09999999
44	22-30177		1	NUT, COMPRESSION - BLEED TUBE ELBOW SERIAL 01823526-09999999
45	22-30175		1	SLEEVE, COMPRESSION - BLEED TUBE ELBOW SERIAL 01823526-09999999

EXHAUST MANIFOLD ASSEMBLY (CAST-IRON)

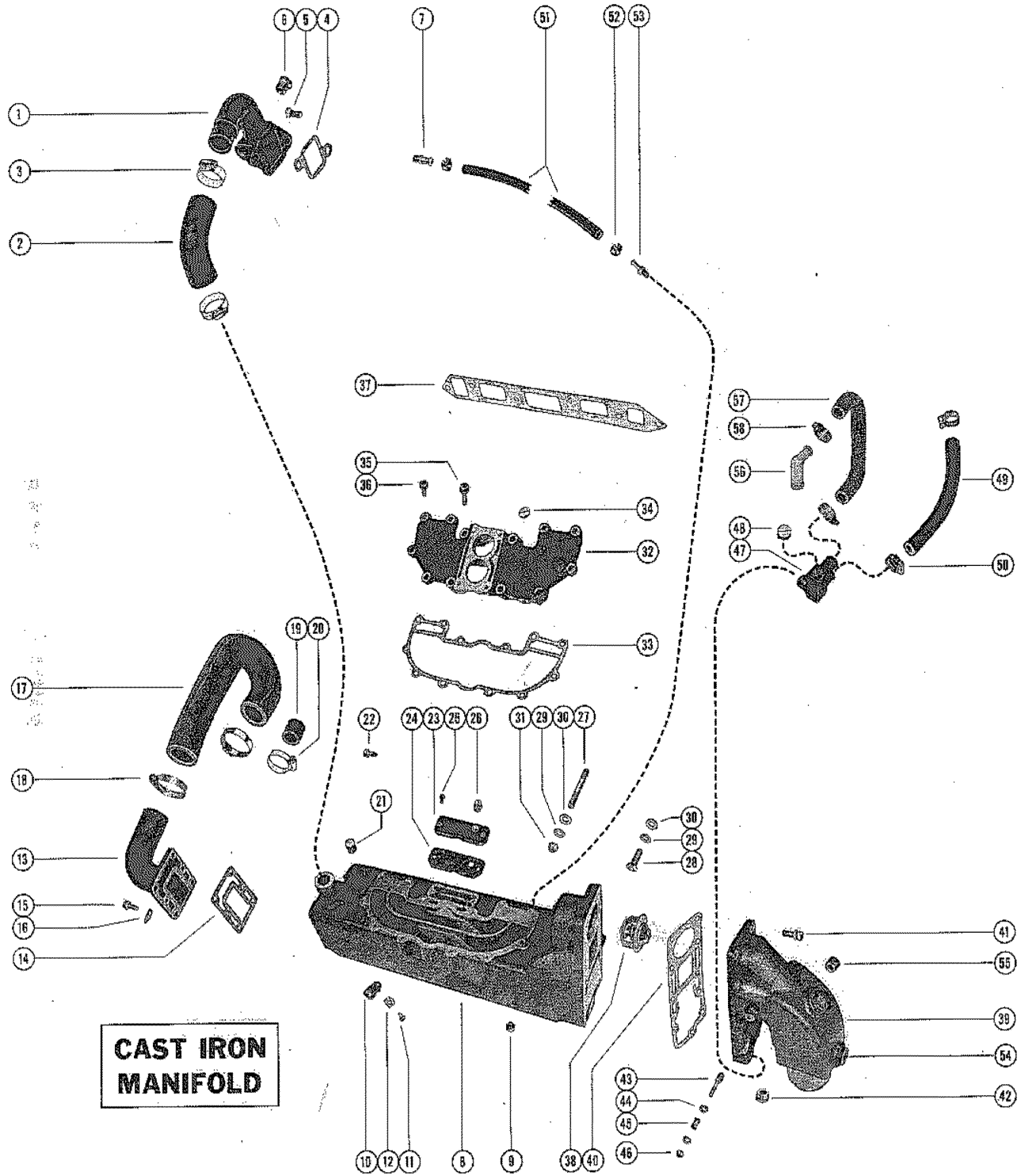


EXHAUST MANIFOLD ASSEMBLY (CAST-IRON)

REF. NO.	PART NO.	SYM.	QTY.	DESCRIPTION
1	38057		1	ELBOW, WATER OUTLET - CYLINDER HEAD
2	32-38066		1	HOSE, WATER OUTLET ELBOW TO EXHAUST MANIFOLD
3	54-32780		2	CLAMP, HOSE TO WATER OUTLET ELBOW AND EXHAUST MANIFOLD
4	27-33680		1	GASKET, WATER OUTLET ELBOW
5	10-21077		2	SCREW, WATER OUTLET ELBOW TO CYLINDER HEAD (7/8")
6	22-32804		1	PLUG, PIPE - WATER OUTLET ELBOW
7	22-33060		1	NIPPLE, BLEED HOSE TO WATER OUTLET ELBOW
8	35891		1	BODY, EXHAUST MANIFOLD
9	22-32802		1	PLUG, PIPE - EXHAUST MANIFOLD BODY
10	54-22627		1	CLAMP, WIRING HARNESS TO EXHAUST MANIFOLD BODY (1/2")
11	10-29240		1	SCREW, WIRING HARNESS CLAMP FASTENING (5/8")
12	22789		1	:D: WASHER, WIRING HARNESS CLAMP SCREW
13	35893		1	ELBOW, WATER OUTLET - EXHAUST MANIFOLD BODY
14	27-35895		1	GASKET, WATER OUTLET ELBOW
15	10-35388		6	SCREW, WATER OUTLET ELBOW TO EXHAUST MANIFOLD BODY (1")
16	26551		1	RETAINER, WATER OUTLET ELBOW SCREW - THROTTLE RETURN SPRING
17	32-33484		1	HOSE, WATER OUTLET ELBOW TO WATER PUMP
18	54-32781		2	CLAMP, HOSE TO WATER OUTLET ELBOW AND WATER PUMP
19	32877		1	COVER, WATER PUMP
20	54-38426		1	CLAMP, WATER PUMP COVER TO WATER PUMP
21	22-36382		1	PLUG, PIPE - EXHAUST MANIFOLD BODY
22	10-25299		1	SCREW, WATER PUMP FLANGE (3/4")
23	32797		1	COVER, CHOKE OVEN - EXHAUST MANIFOLD BODY
24	27-32815		1	GASKET OVEN COVER
25	10-22028		2	SCREW, CHOKE OVEN COVER TO EXHAUST MANIFOLD BODY (1/2")
26	22-21373		1	CONNECTOR, CHOKE OVEN COVER TO CHOKE PIPE
27	16-34612		4	STUD, EXHAUST MANIFOLD BODY TO CYLINDER HEAD (1 1/2")
28	10-21077		1	SCREW, EXHAUST MANIFOLD BODY TO CYLINDER HEAD (7/8")
	10-26632		1	SCREW, EXHAUST MANIFOLD BODY TO CYLINDER HEAD (1 1/4")
29	13-37459		6	LOCKWASHER, EXHAUST MANIFOLD BODY STUD AND SCREW
30	12-20553		6	WASHER, EXHAUST MANIFOLD BODY STUD AND SCREW
31	11-20087		4	NUT, EXHAUST MANIFOLD BODY STUD
32	35890		1	COVER, INTAKE MANIFOLD
33	27-35898		1	GASKET, INTAKE MANIFOLD COVER
34	22-36382		1	PLUG, PIPE - INTAKE MANIFOLD COVER

CONTINUED ON NEXT PAGE ➡

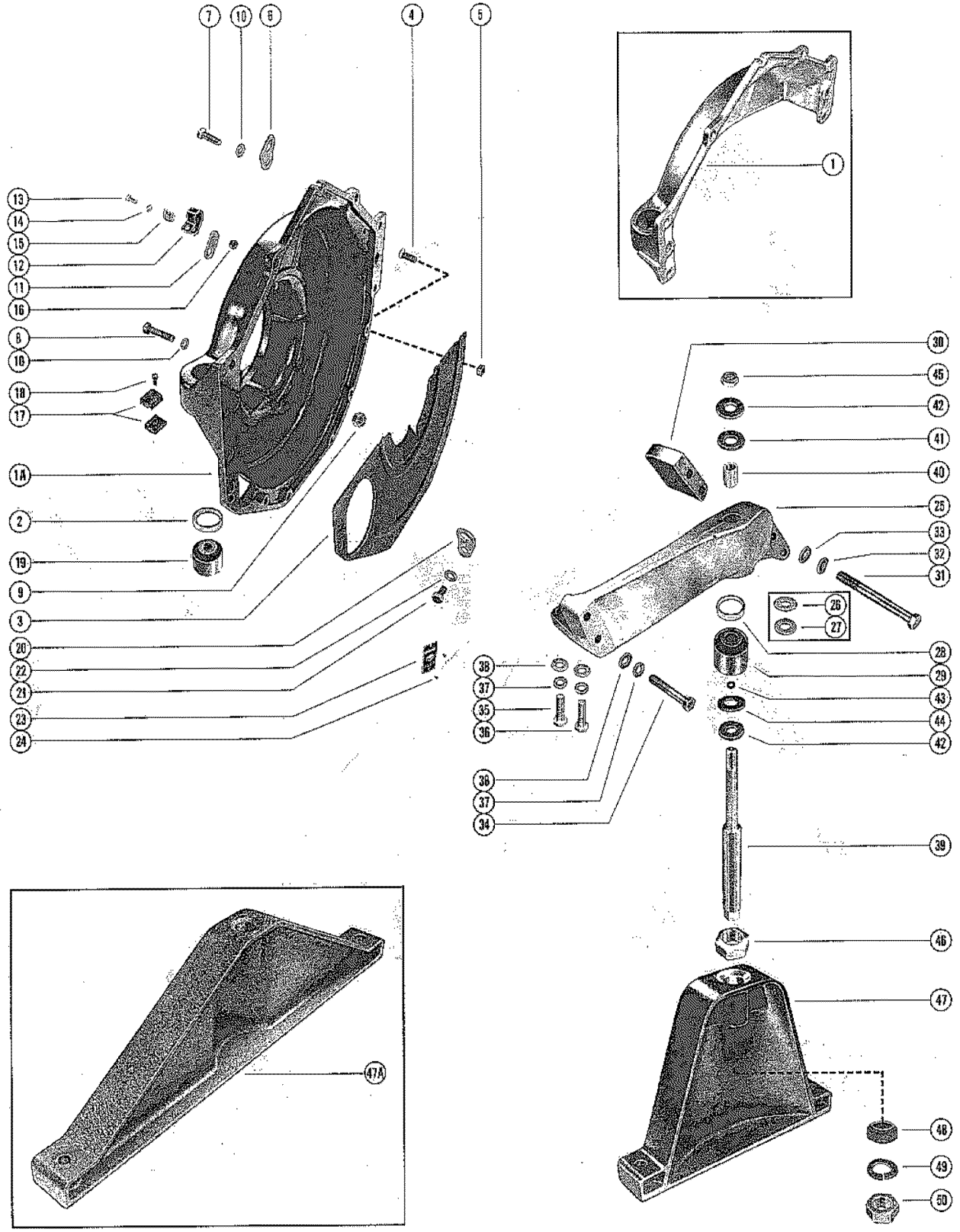
EXHAUST MANIFOLD ASSEMBLY (CAST-IRON)



EXHAUST MANIFOLD ASSEMBLY (CAST-IRON)

REF. NO.	PART NO.	SYM.	QTY.	DESCRIPTION
35	10-35390		4	SCREW,INTAKE MANIFOLD COVER TO EXHAUST MANIFOLD BODY (1 3/4"
36	10-35388		8	SCREW, INTAKE MANIFOLD COVER TO EXHAUST MANIFOLD BODY (1")
37	27-32816		1	GASKET, EXHAUST MANIFOLD BODY TO CYLINDER HEAD
38	35884		1	THERMOSTAT
39	35892		1	ELBOW, EXHAUST - EXHAUST MANIFOLD BODY
40	27-35894		1	GASKET, EXHAUST ELBOW
41	10-35388		10	SCREW, EXHAUST ELBOW TO EXHAUST MANIFOLD BODY (1")
42	22-36373		1	PLUG, EXHAUST ELBOW (UNDER BEND)
43	16-35897		1	STUD, REMOTE CONTROL CABLE TO EXHAUST ELBOW
44	12-21631		2	WASHER, REMOTE CONTROL CABLE STUD
45	23-31866		1	SPACER, REMOTE CONTROL CABLE STUD
46	11-20586		1	NUT, REMOTE CONTROL CABLE STUD
47	22-36106		1	TEE, EXHAUST ELBOW
48	22-32803		1	PLUG, PIPE - EXHAUST ELBOW TEE (3/8-18)
49	32-36107		1	HOSE, WATER INLET - EXHAUST ELBOW TEE (10 1/2")
50	54-32779		2	CLAMP, WATER INLET HOSE FASTENING
51	32-34394		1	HOSE, BLEED - WATER OUTLET ELBOW TO EXHAUST MANIFOLD (19 3/8
52	54-20386		2	CLAMP, BLEED HOSE FASTENING
53	22-33060		1	NIPPLE, BLEED HOSE TO EXHAUST MANIFOLD BODY
54	22-33198		1	PLUG, EXHAUST ELBOW
55	22-37372		1	PLUG, PIPE - EXHAUST ELBOW (1/2-14)
56	22-38062		1	FITTING, EXHAUST ELBOW
57	32-38065		1	HOSE, EXHAUST ELBOW TEE TO EXHAUST ELBOW FITTING
58	54-32779		2	CLAMP, HOSE TO EXHAUST ELBOW TEE AND FITTING

FLYWHEEL HOUSING AND ENGINE SUPPORT

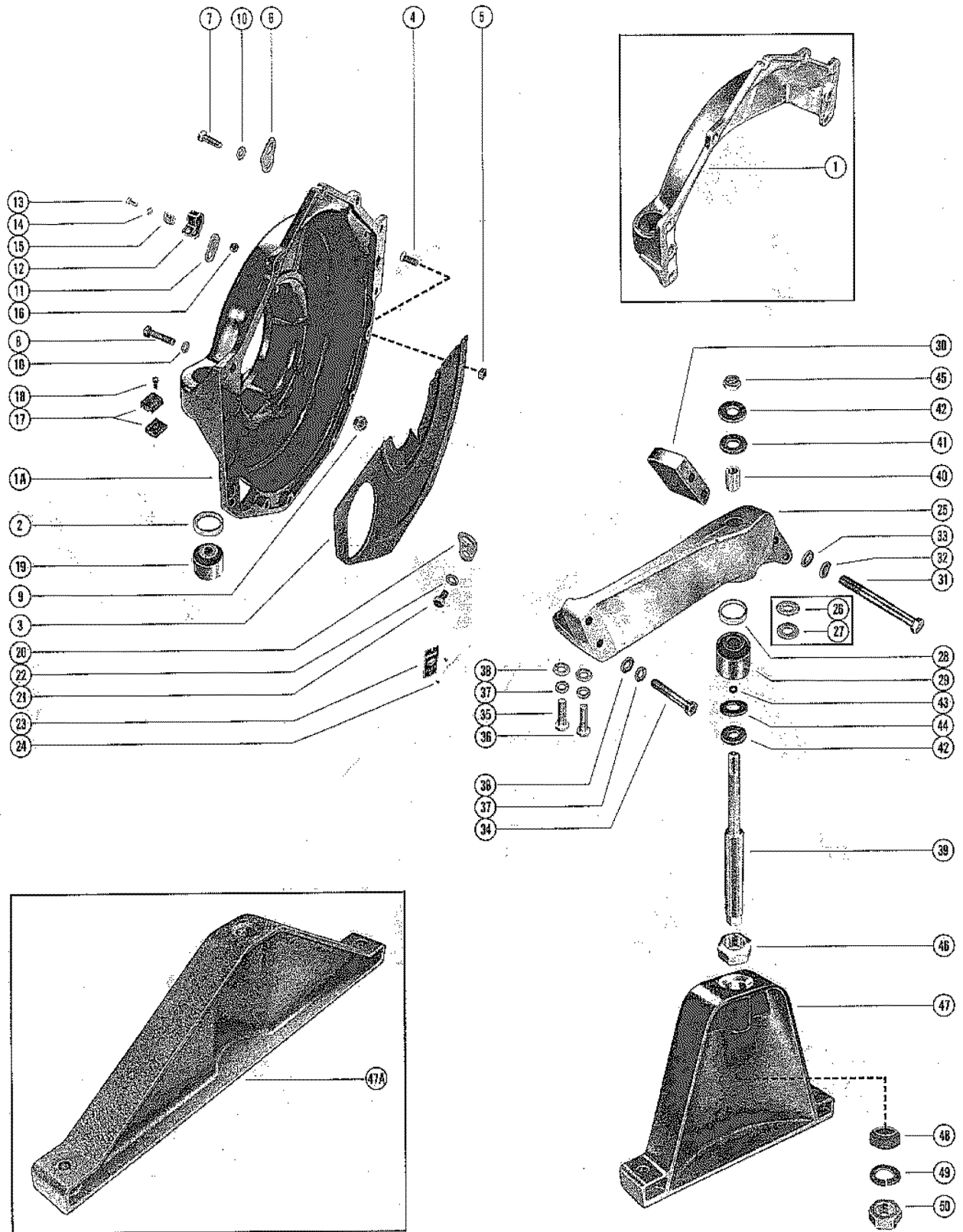


FLYWHEEL HOUSING AND ENGINE SUPPORT

REF. NO.	PART NO.	SYM.	QTY.	DESCRIPTION
1	32484		1	HOUSING, FLYWHEEL USE THRU SERIAL 00000000-01667230
1A	35865A2		1	FLYWHEEL HOUSING ASSEMBLY SERIAL 01667231-09999999
2	23-35903		2	SPACER, FLYWHEEL HOUSING MOUNT SERIAL 01667231-09999999
3	35864		1	COVER PLATE, FLYWHEEL HOUSING SERIAL 01667231-09999999
4	10-20705		6	SCREW, COVER PLATE TO FLYWHEEL HOUSING (3/4") SERIAL 01667231-09999999
5	11-29250		6	NUT, COVER PLATE SCREW SERIAL 01667231-09999999
6	54-34764		1	EVE, LIFTING - FLYWHEEL HOUSING SCREW
7	10-26632		5	SCREW, FLYWHEEL HOUSING TO CYLINDER BLOCK (1 1/4") QUANTITY WAS 6 SERIAL 00000000-01565957
8	10-34613		1	SCREW, FLYWHEEL HOUSING TO CYLINDER BLOCK (1 3/4") SERIAL 01565958-01949901
9	13-37459		6	LOCKWASHER, FLYWHEEL HOUSING SCREW SERIAL 01565958-01949901
10	11-32219		1	NUT, FLYWHEEL HOUSING SCREW SERIAL 01565958-01949901
7	10-26632		4	SCREW, FLYWHEEL HOUSING TO CYLINDER BLOCK (1 1/4") SERIAL 01949902-09999999
8	10-28464		1	SCREW, BRACKET AND FLYWHEEL TO CYLINDER BLOCK (1 1/2") SERIAL 01949902-09999999
	10-45754		1	SCREW, BRACKET AND FLYWHEEL TO CYLINDER BLOCK (2") SERIAL 01949902-09999999
9	13-37459		6	LOCKWASHER, BRACKET AND FLYWHEEL HOUSING SCREW SERIAL 01949902-09999999
10	11-28517		1	NUT, BRACKET AND FLYWHEEL HOUSING SCREW SERIAL 01949902-09999999
11	32786		2	TAB, WIRING HARNESS TO FLYWHEEL HOUSING SERIAL 00000000-01949901
12	54-24871		2	CLAMP, WIRING HARNESS TO FLYWHEEL HOUSING SERIAL 00000000-01565943
	54-22690		1	CLAMP, WIRING HARNESS TO FLYWHEEL HOUSING SERIAL 01565944-01949901
	54-22627		1	CLAMP, WIRING HARNESS TO FLYWHEEL HOUSING SERIAL 01565944-01949901
13	10-20191		2	SCREW, WIRING HARNESS CLAMP TO FLYWHEEL HOUSING SERIAL 00000000-01949901
14	13-26995		2	LOCKWASHER, WIRING HARNESS CLAMP SCREW SERIAL 00000000-01949901
15	22789		2	"D" WASHER, WIRING HARNESS CLAMP SCREW SERIAL 00000000-01949901
16	11-26419		2	NUT, WIRING HARNESS CLAMP SCREW SERIAL 00000000-01949901
12	54-24871		1	CLAMP, WIRING HARNESS TO FLYWHEEL HOUSING SERIAL 01949902-09999999
13	10-22028		1	SCREW, WIRING HARESS CLAMP ATTACHED SERIAL 01949902-09999999

CONTINUED ON NEXT PAGE ➡

FLYWHEEL HOUSING AND ENGINE SUPPORT

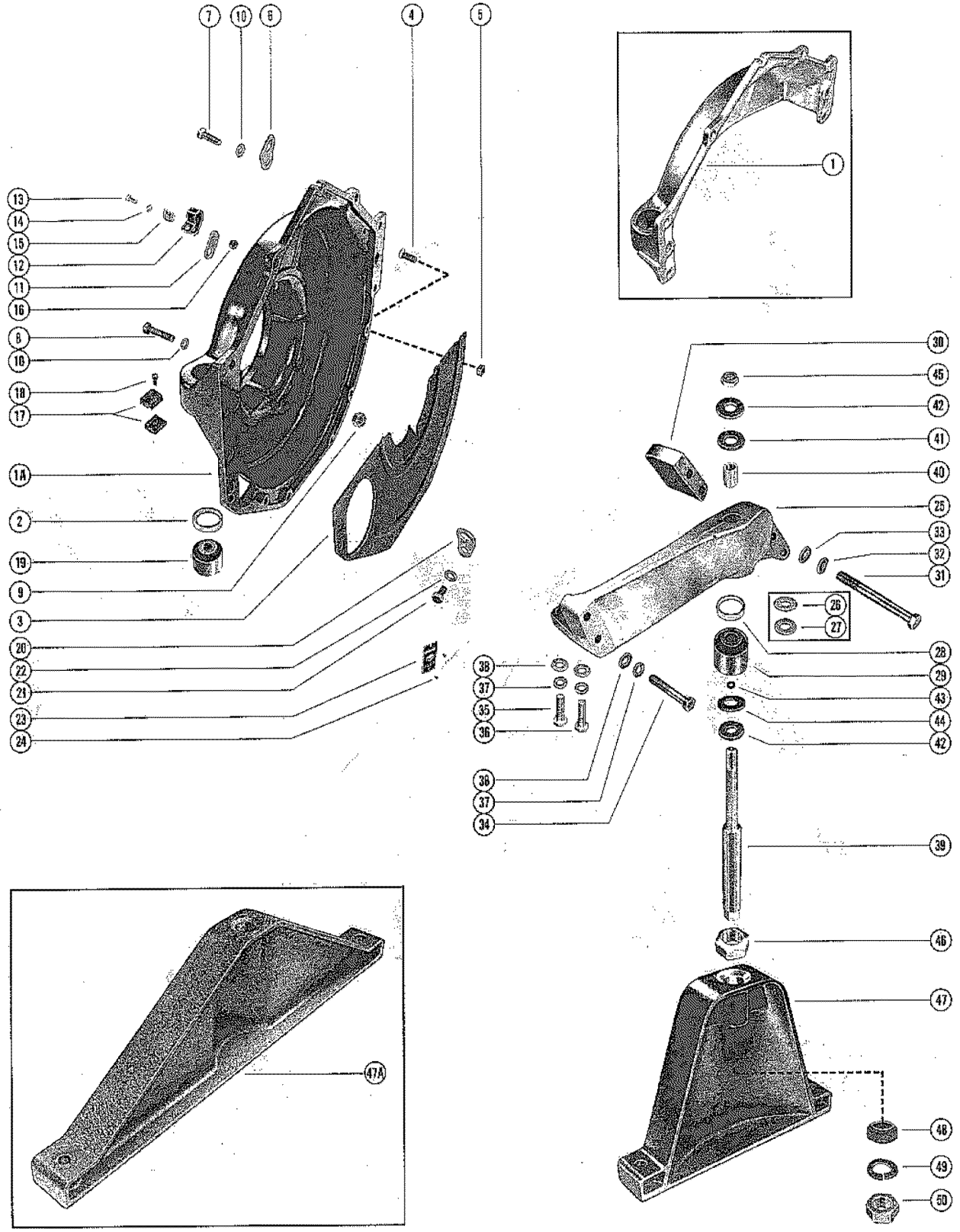


FLYWHEEL HOUSING AND ENGINE SUPPORT

REF. NO.	PART NO.	SYM.	QTY.	DESCRIPTION
14	13-26996		1	LOCKWASHER, WIRING HARNESS CLAMP SCREW SERIAL 01949902-09999999
17	39974		2	CONNECTOR, HARNESS LEADS TO FLYWHEEL HOUSING SERIAL 01949902-09999999
18	10-37892		2	SCREW, CONNECTOR TO FLYWHEEL HOUSING (7/8") SERIAL 01949902-09999999
19	32692		2	MOUNT, FLYWHEEL HOUSING (LEFT AND RIGHT) SERIAL 00000000-01539608
	32832		1	MOUNT, FLYWHEEL HOUSING (LEFT) SERIAL 01539309-09999999
	33149		1	MOUNT, FLYWHEEL HOUSING (RIGHT) SERIAL 01539309-09999999
20	54-34764		1	EYE, LIFTING - CYLINDER BLOCK
21	10-27165		1	SCREW, LIFTING EYE TO CYLINDER BLOCK
22	13-37459		1	LOCKWASHER, LIFTING EYE SCREW
23	38-31042		1	SERIAL PLATE
24	10-20314		2	SCREW, DRIVE - SERIAL PLATE TO CYLINDER BLOCK
25	32604A2		1	BRACKET ASSEMBLY, FRONT MOUNTING SERIAL 00000000-01667230
26	12-32639		1	WASHER, FRONT MOUNTING BRACKET SERIAL 00000000-01667230
27	12-32552		1	WASHER, FRONT MOUNTING BRACKET SERIAL 00000000-01667230
29	32833		1	MOUNT, FRONT MOUNTING BRACKET SERIAL 00000000-01667230
30	32584		1	BLOCK, SPACER - FRONT MOUNTING BRACKET SERIAL 00000000-01667230
25	36099A2		1	BRACKET ASSEMBLY FRONT MOUNTING SERIAL 01667231-09999999
28	23-35903		1	SPACER, FRONT MOUNTING BRACKET SERIAL 01667231-09999999
29	32833		1	MOUNT, FRONT MOUNTING BRACKET SERIAL 01667231-09999999
30	35862		1	BLOCK, SPACER - FRONT MOUNTING BRACKET SERIAL 01667231-09999999
31	10-32557		2	SCREW, BRACKET AND SPACER BLOCK TO CYLINDER BLOCK (4 1/2")
32	13-32993		2	LOCKWASHER, BRACKET AND SPACER BLOCK SCREW
33	12-22248		2	WASHER, BRACKET AND SPACER BLOCK SCREW
34	10-26486		2	SCREW, FRONT MOUNTING BRACKET TO CYLINDER BLOCK (2 3/8")
35	10-26632		1	SCREW, FRONT MOUNTING BRACKET TO CYLINDER BLOCK (1 1/4")
36	10-28464		1	SCREW, FRONT MOUNTING BRACKET TO CYLINDER BLOCK (1 1/2")
37	13-37459		4	LOCKWASHER, FRONT MOUNTING BRACKET SCREW
38	12-37828		4	WASHER, FRONT MOUNTING BRACKET SCREW

CONTINUED ON NEXT PAGE ➡

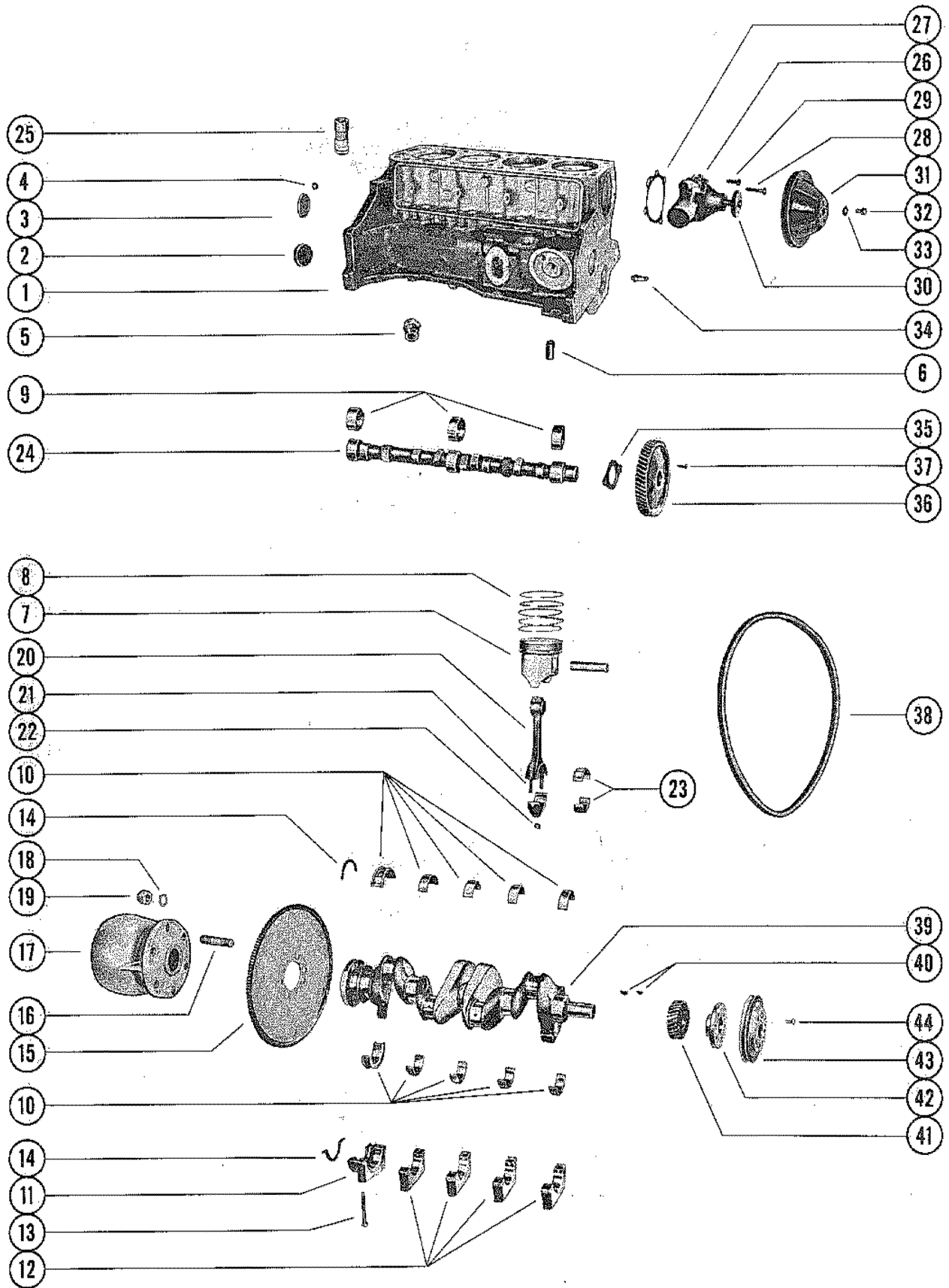
FLYWHEEL HOUSING AND ENGINE SUPPORT



FLYWHEEL HOUSING AND ENGINE SUPPORT

REF. NO.	PART NO.	SYM.	QTY.	DESCRIPTION
39	16-32579		1	STUD, ADJUSTING - FRONT MOUNTING BRACKET SERIAL 00000000-01667230
40	23-32756		1	SPACER, FRONT MOUNTING BRACKET ADJUSTING STUD SERIAL 00000000-01667230
41	12-33072		1	WASHER, FRONT MOUNTING BRACKET ADJUSTING STUD SERIAL 00000000-01667230
	12-32552		1	WASHER, FRONT MOUNTING BRACKET ADJUSTING STUD SERIAL 00000000-01667230
39	16-36100		1	STUD, ADJUSTING - FRONT MOUNTING BRACKET SERIAL 01667231-09999999
40	23-36101		1	SPACER, FRONT MOUNTING BRACKET ADJUSTING STUD SERIAL 01667231-09999999
41	12-36104		1	WASHER, RUBBER - FRONT MOUNTING BRACKET ADJUSTING STUD SERIAL 01667231-09999999
42	12-36103		2	WASHER, FRONT MOUNTING BRACKET ADJUSTING STUD SERIAL 01667231-09999999
43	12-20959		1	WASHER, FRONT MOUNTING BRACKET ADJUSTING STUD SERIAL 01667231-09999999
44	12-32638		1	WASHER, FRONT MOUNTING BRACKET ADJUSTING STUD SERIAL 01667231-09999999
45	11-20220		1	NUT, FRONT MOUNTING BRACKET ADJUSTING STUD (TOP)
46	11-32882		1	NUT, FRONT MOUNTING BRACKET ADJUSTING STUD
47	32778		1	SUPPORT, FRONT - ENGINE MOUNT
47A	32849		OPT	SUPPORT, FRONT - ENGINE MOUNT
48	23-33064		1	SLEEVE, FRONT MOUNTING BRACKET ADJUSTING STUD
49	13-33065		1	LOCKWASHER, FRONT MOUNTING BRACKET ADJUSTING STUD
50	11-30708		1	NUT, JAM - FRONT MOUNTING BRACKET ADJUSTING STUD (BOTTOM)

CYLINDER BLOCK, PISTON AND CRANKSHAFT

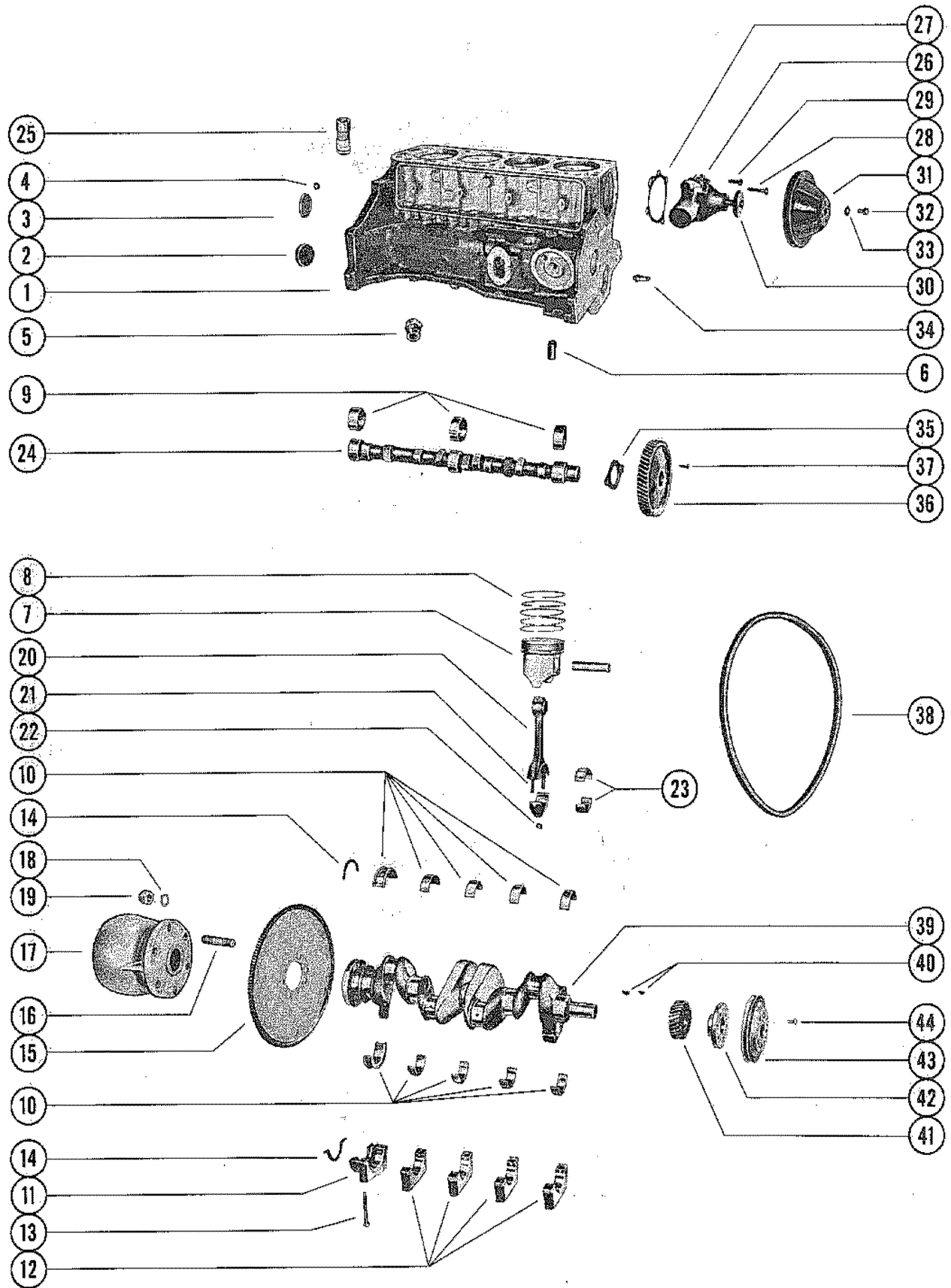


CYLINDER BLOCK, PISTON AND CRANKSHAFT

REF. NO.	PART NO.	SYM.	QTY.	DESCRIPTION
1	839-2281		1	CYLINDER BLOCK ASSEMBLY (SEE NOTE)
2	19-34270		2	PLUG, EXPANSION - CYLINDER BLOCK (1 5/8" DIA.)
	19-34271		1	PLUG, EXPANSION - CYLINDER BLOCK (2" DIA.)
-	19-37531		1	PLUG, OIL CHANNEL - CYLINDER BLOCK
3	19-34488		1	PLUG, EXPANSION - CAMSHAFT BEARING HOLE
4	19-34487		1	PLUG, PIPE - CYLINDER BLOCK (3/8")
5	22-36382		1	PLUG, WATER DRAIN - CYLINDER BLOCK
6	23-35168		1	BEARING, DISTRIBUTOR PILOT SHAFT
7	733-2278		4	PISTON AND PISTON PIN ASSEMBLY (STANDARD)
	736-2343		AR	PISTON AND PISTON PIN ASSEMBLY (.001 O.S.) USE STANDARD PISTON RING
	733-2231		AR	PISTON AND PISTON PIN ASSEMBLY (.002 O.S.) USE STANDARD PISTON RING
	733-2274		AR	PISTON AND PISTON PIN ASSEMBLY (.020 O.S.)
	733-2279		AR	PISTON AND PISTON PIN ASSEMBLY (.030 O.S.)
8	39-34479		1	RING, PISTON - 4 SETS (STANDARD)
	39-34556		AR	RING, PISTON - 4 SETS (.20 O.S.)
	39-34557		AR	RING, PISTON- 4 SETS (.30 O.S.)
9	23-34456		1	BEARING SET (3 PAIR), CAMSHAFT
10	23-34463		1	BEARING SET (5 PAIR), CRANKSHAFT MAIN (STANDARD)
	23-34494		AR	BEARING SET (5PAIR), CRANKSHAFT MAIN (.001 U.S.)
	23-34495		AR	BEARING SET (5PAIR), CRANKSHAFT MAIN (.002 U.S.)
	23-34496		AR	BEARING SET (5PAIR), CRANKSHAFT MAIN (.010 U.S.)
	23-34497		AR	BEARING SET (5PAIR), CRANKSHAFT MAIN (.020 U.S.)
11	34498		1	CAP, REAR - CRANKSHAFT BEARING
12	35310		4	CAP, INTERMEDIATE AND FRONT - CRANKSHAFT BEARING
-	15-34533		AR	SHIM UNIT, BEARING CAP - FRONT AND INTERMEDIATE
-	15-34534		AR	SHIM UNIT, BEARING CAP - REAR
13	10-34499		10	BOLT, CRANKSHAFT BEARING CAP TO CYLINDER BLOCK (2 23/32") SERIAL 00000000-01945392
	10-46717		10	BOLT, CRANKSHAFT BEARING CAP TO CYLINDER BLOCK (2 31/32") SERIAL 01945393-09999999
14	26-34462		1	OIL SEAL UNIT, CRANKSHAFT REAR BEARING
-	34543		1	VALVE, BY-PASS - OIL FILTER
15	220-2282		1	FLYWHEEL, CRANKSHAFT
16	16-32808		6	STUD, FLYWHEEL TO ENGINE CUOPLING
17	38965A1		1	ENGINE COUPLING ASSEMBLY
18	12-35935		6	WASHER, FLYWHEEL STUD
19	11-33962		6	NUT, FLYWHEEL STUD
20	613-2277		4	CONNECTING ROD ASSEMBLY
21	10-34473		8	BOLT, CONNECTING ROD BEARING CAP
22	11-34474		8	NUT, CONNECTING ROD CAP BOLT
23	23-34454		1	BEARING SET (4 PAIR), CONNECTING ROD (STANDARD)

CONTINUED ON NEXT PAGE ➡

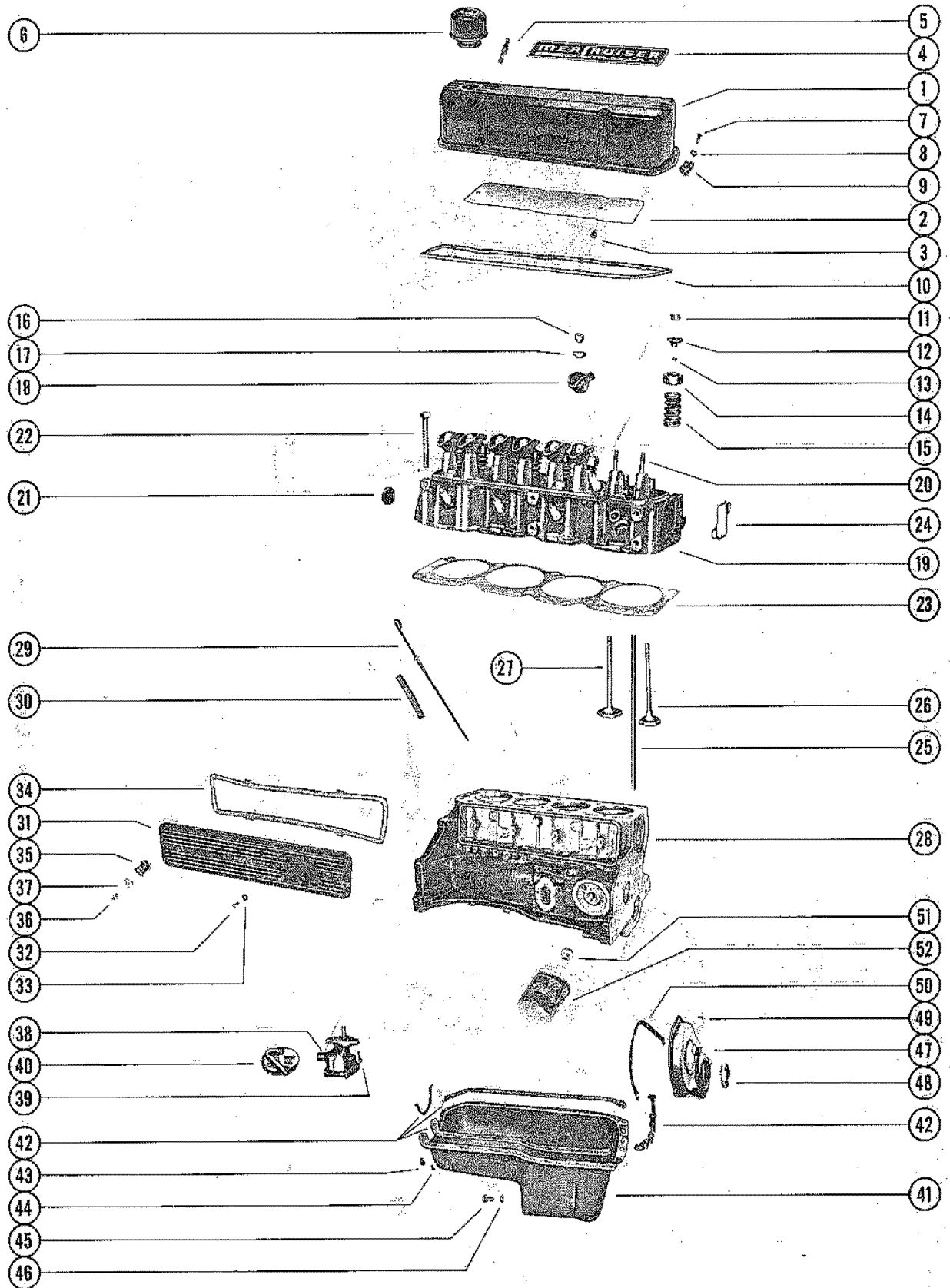
CYLINDER BLOCK, PISTON AND CRANKSHAFT



CYLINDER BLOCK, PISTON AND CRANKSHAFT

REF. NO.	PART NO.	SYM.	QTY.	DESCRIPTION
23	23-34475		AR	BEARING (PAIR), CONNECTING ROD (.001 U.S.)
	23-34476		AR	BEARING (PAIR), CONNECTING ROD (.002 U.S.)
	23-34477		AR	BEARING (PAIR), CONNECTING ROD (.010 U.S.)
	23-34478		AR	BEARING (PAIR), CONNECTING ROD (.020 U.S.)
24	424-2276A1		1	CAMSHAFT ASSEMBLY (INCLUDES 8 EACH OF B-2435214 SPRINGS)
25	34282		8	LIFTER, VALVE - TAPPET SERIAL 00000000-01633400
	35583		8	LIFTER, VALVE - TAPPET SERIAL 01633401-01945392
	46472		8	LIFTER, VALVE - TAPPET SERIAL 01945393-09999999
26	37369		1	WATER PUMP ASSEMBLY (SPECIAL MARINE)
27	27-33956		1	GASKET, WATER PUMP
28	10-34471		2	SCREW, WATER PUMP TO CYLINDER BLOCK (1 1/2")
29	10-35339		1	SCREW, WATER PUMP TO CYLINDER BLOCK (3/4")
	10-34505		1	SCREW, WATER PUMP TO CYLINDER BLOCK (7/8")
30	34481		1	HUB, WATER PUMP PULLEY (NO LONGER AVAILABLE)
-	37242		1	REINFORCEMENT, WATER PUMP PULLEY
31	33864		1	PULLEY, WATER PUMP
32	10-34551		4	SCREW, PULLEY AND HUB TO WATER PUMP (3/4")
33	13-39107		4	LOCKWASHER, PULLY AND HUB SCREW
34	32-34535		1	NOZZLE, OIL - TIMING GEAR SERIAL 00000000-01945392
	32-46471		1	NOZZLE, OIL - TIMING GEAR SERIAL 01945393-09999999
35	23-34469		1	BEARING, THRUST - CAMSHAFT
36	43-34467		1	GEAR, TIMING - CAMSHAFT (FIBER)
37	10-34468		2	SCREW, TIMING GEAR TO CAMSHAFT (1/2")
38	32850		1	BELT, ALTERNATOR, WATER PUMP PULLY AND CRANKSHAFT PULLY
39	423-2275		1	CRANKSHAFT
40	28-34466		2	KEY, PULLY AND GEAR LOCATING
41	43-34465		1	GEAR, CRANKSHAFT
42	34220		1	HUB, PULLY - CRANKSHAFT
43	33862		1	PULLY, CRANKSHAFT SERIAL 00000000-01564733
	35602		1	PULLY, CRANKSHAFT SERIAL 01564734-09999999
44	10-34508		1	SCREW, PULLY TO CRANKSHAFT HUB (9/16")
	10-34276		2	SCREW, PULLY TO CRANKSHAFT HUB (3/8")
-	54-34550		1	CLIP, FUEL FEED PIPE

CYLINDER HEAD AND OIL PAN

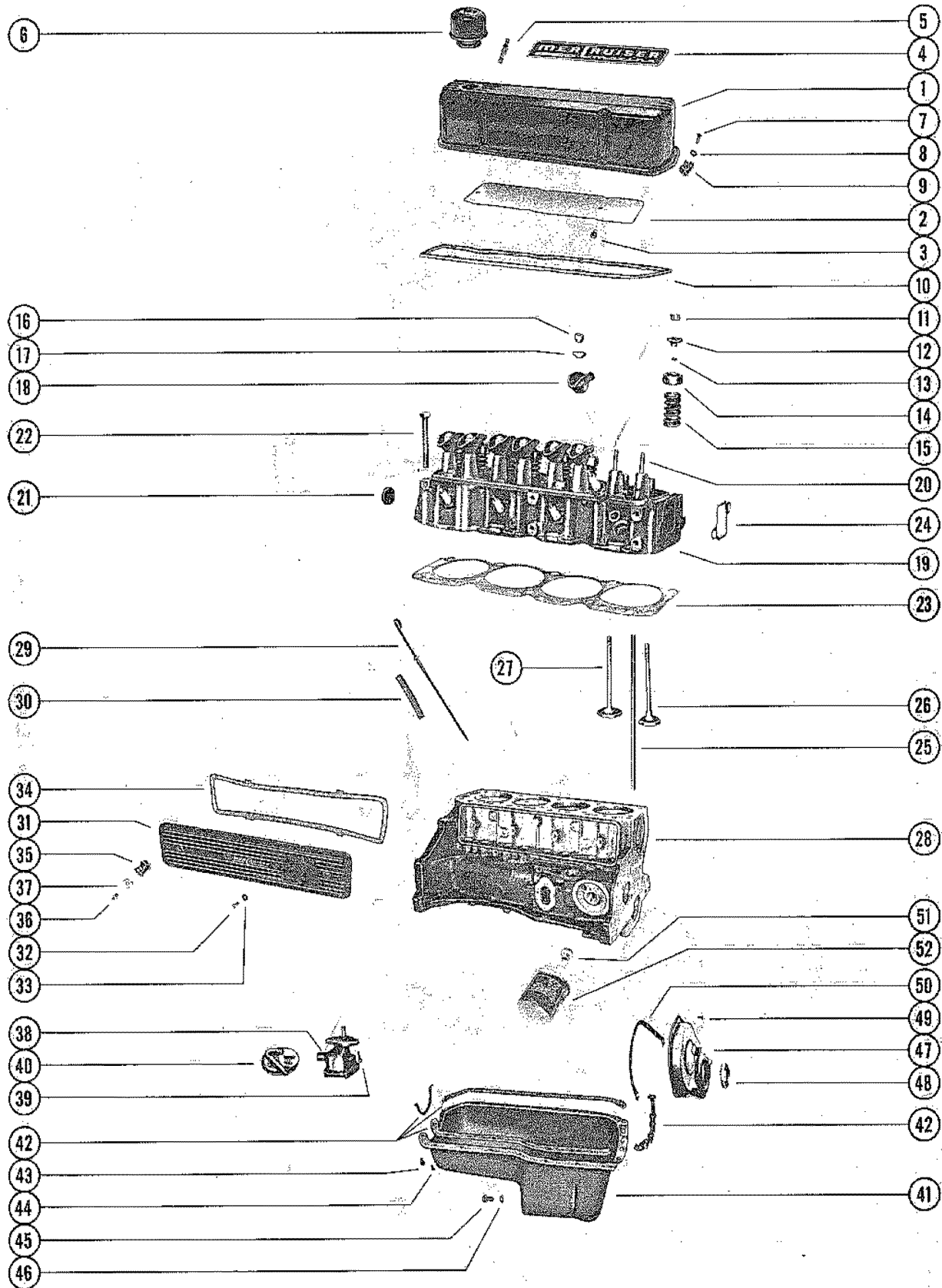


CYLINDER HEAD AND OIL PAN

REF. NO.	PART NO.	SYM.	QTY.	DESCRIPTION
1	32732		1	COVER, ROCKER VALVE - CYLINDER HEAD
2	32747		1	BAFFLE, ROCKET VALVE COVER
3	10-30663		2	SCREW, BAFFLE TO ROCKET VALVE COVER
4	37-32852		1	DECAL, ROCKER VALVE COVER
-	37-36345		1	DECAL, ROCKER VALVE COVER - "110 H.P."
5	22-32820		1	CONNECTOR, ROCKER VALVE COVER (VENT HOSE)
6	32721		1	OIL FILLER ASSEMBLY, ROCKER VALVE COVER
7	10-35585		5	SCREW, ROCKER VALVE COVER TO CYLINDER HEAD (3/4") EARLY STYLE
8	12-29245		5	WASHER, ROCKER VALVE COVER SCREW EARLY STYLE
7	10-38627		5	SCREW, ROCKER VALVE COVER TO CYLINDER HEAD (5/8") LATE STYLE
9	54-33361		1	CLIP, ROCKER VALVE COVER SCREW
10	27-34041		1	GASKET, ROCKER VALVE COVER TO CYLINDER HEAD
11	28-34514		8	KEY, VALVE STEM (2 PER VALVE)
12	34515		8	CAP, VALVE SPRING
13	26-34217		8	SEAL, VALVE SPRING CAP
14	34518		8	SHEID, VALVE SPRING CAP
15	24-34520		8	SPRING, VALVE SERIAL 00000000-01564733
	24-35214		8	SPRING, VALVE SERIAL 01564734-09999999
16	11-34516		8	NUT, ROCKET VALVE ARM STUD
17	34517		8	BALL UNIT, ROCKER VALVE ARM STUD
18	34519		8	ARM, ROCKER VALVE
19	936-2284		1	CYLINDER HEAD ASSEMBLY
20	16-34521		AR	STUD, VALVE ROCKER ARM (.013 O.S.)
	16-34522		AR	STUD, VALVE ROCKER ARM (.003 O.S.)
21	19-34272		2	PLUG, EXPANSION - CYLINDER HEAD (15/16" DIA.)
22	10-34510		10	BOLT, CYLINDER HEAD TO CYLINDER BLOCK
23	27-34273		1	GASKET, CYLINDER HEAD TO CYLINDER BLOCK
24	27-33680		1	GASKET, WATER OUTLET HOUSING TO CYLINDER HEAD
25	34532		8	ROD, PUSH - VALVE
26	34458		4	VALVE, INLET (STANDARD STEM)
	34525		AR	VALVE, INLET (.015 O.S. STEM)
27	34528		4	VALVE, EXHAUST (STANDARD STEM) SERIAL 00000000-01945392
	35323		4	VAVLE, EXHAUST (STANDARD STEM SERIAL 01945393-09999999
	34529		AR	VALVE, EXHAUST (.015 O.S. STEM)
28	839-2281		1	CYLINDER BLOCK ASSEMBLY(SEE PAGE 27 FOR BREAKDOWN)
29	34539		1	GAUDG ASSEMBLY, OIL LEVEL (DIP STICK) SERIAL 00000000-01946843
30	32-34540		1	TUBE, OIL LEVEL GAUGE SERIAL 00000000-01946843
29	45490		1	GAUGE ASSEMBLY, OIL LEVEL (DIP STICK) SERIAL 01946844-09999999

CONTINUED ON NEXT PAGE ➡

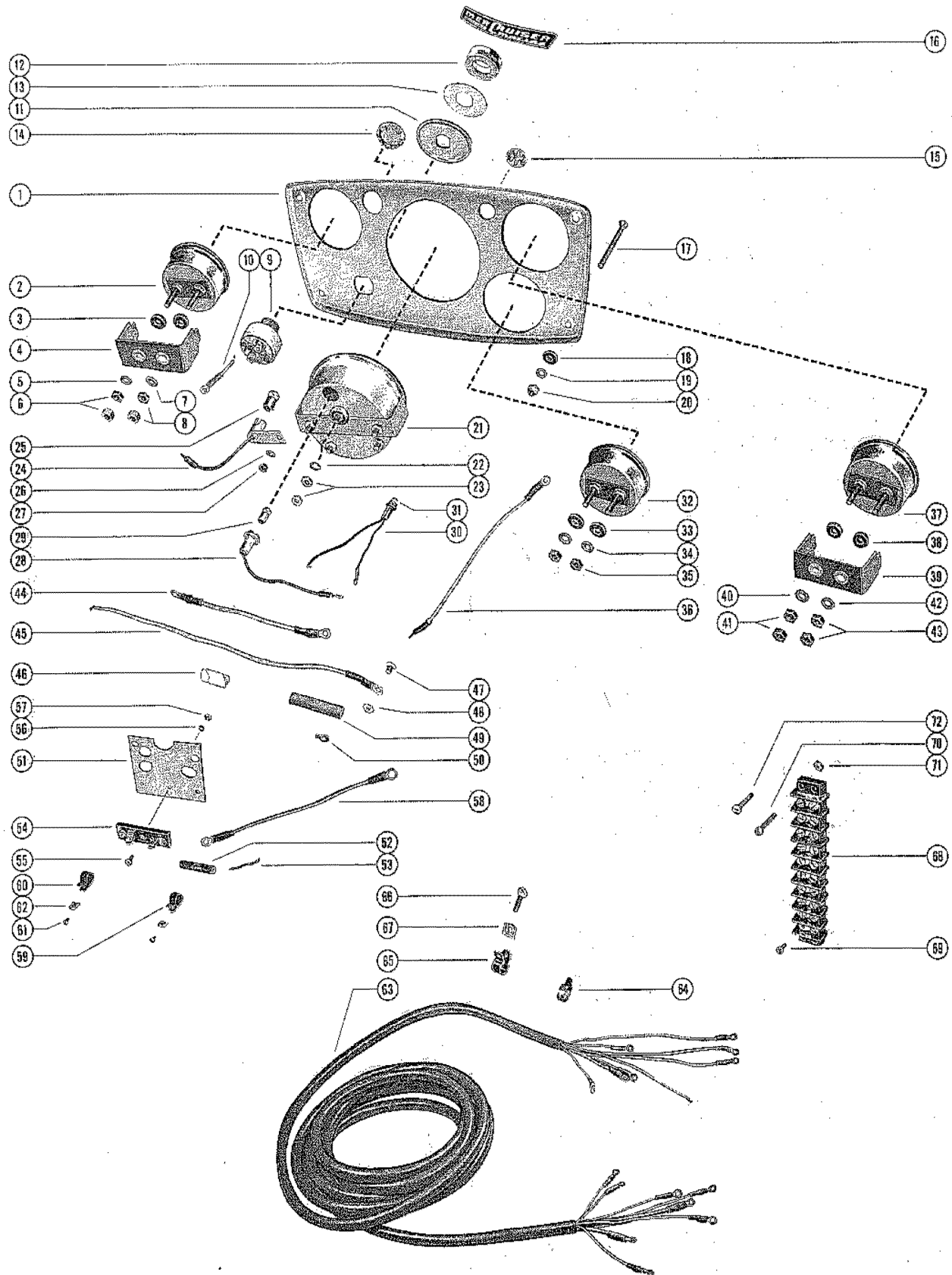
CYLINDER HEAD AND OIL PAN



CYLINDER HEAD AND OIL PAN

REF. NO.	PART NO.	SYM.	QTY.	DESCRIPTION
30	32-45489		1	TUBE, OIL LEVEL GAUGE SERIAL 01946844-09999999
31	34489		1	COVER, PUSH ROD SERIAL 00000000-01949341
32	10-34470		4	SCREW, PUSH ROD COVER TO CYLINDER BLOCK SERIAL 00000000-01949341
33	25-25429		4	"O" RONG, PUSH ROD COVER SCREW SERIAL 00000000-01949341
31	39332A1		1	COVER ASSEMBLY, PUSH ROD SERIAL 01949342-09999999
32	10-39783		4	SCREW, PUSH ROD COVER TO CYLINDER BLOCK SERIAL 01949342-09999999
34	27-34208		1	GASKET, PUSH ROD COVER
35	54-22875		1	CLIP, WIRING HARNESS TP PUSH ROD COVER SERIAL 01949902-09999999
36	10-30663		1	SCREW, WIRING HARNESS CLIP ATTACHING SERIAL 01949902-09999999
37	22789		1	"D" WASHER, WIRING HARNESS CLIP ATTACHING SCREW SERIAL 01949902-09999999
38	34504		1	OIL PUMP ASSEMBLY SEE NOTE SERIAL 00000000-01821604
	36405		1	OIL PUMP ASSEMBLY SERIAL 01821605-09999999
-	27-34460		1	GASKET, OIL PUMP COVER
39	10-34505		2	SCREW, OIL PUMP TO CYLINDER BLOCK (7/8") SERIAL 00000000-01821604
	10-35339		2	SCREW, OIL PUMP TO CYLINDER BLOCK (3/4") SERIAL 01821605-09999999
40	34503		1	SCREEN ASSEMBLY, OIL PUMP SERIAL 00000000-01821604
	37374		1	SCREEWW ASSEMBLY, OIL PUMP SERIAL 01821604-09999999
-	10-46470		1	SCREW, OIL PUMP SCREEN SUPPORT CLAMPING SERIAL 01945393-09999999
-	34541		1	SUPPORT, OIL PUMP
41	34234		1	OIL PAN ASSEMBLY
42	274-34206		1	GASKET SET, OIL PAN
43	10-34277		18	SCREW, OIL PAN TO CYLINDER BLOCK (1/4")
44	10-34500		4	SCREW, OIL PAN TO CYLINDER BLOCK (5/16")
45	10-34501		1	SCREW, DRAIN - OIL PAN
46	27-34502		1	GASKET, OIL PAN DRAIN SCREW
47	34219		1	COVER ASSEMBLY CRANKCASE SERIAL 00000000-01564733
	35603		1	COVER ASSEMBLY, CRANKCASE SERIAL 01564734-09999999
48	26-34218		1	OIL SEAL, CRANKCASE COVER
49	10-34277		8	BOLT, CRANKCASE COVER TO CYLINDER BLOCK
50	27-34216		1	GASKET, CRANKCASE COVER
51	32720		1	CONNECTOR, OIL FILTER TO CYLINDER BLOCK
52	32716		1	OIL FILTER ASSEMBLY

INSTRUMENT PANEL ASSEMBLY

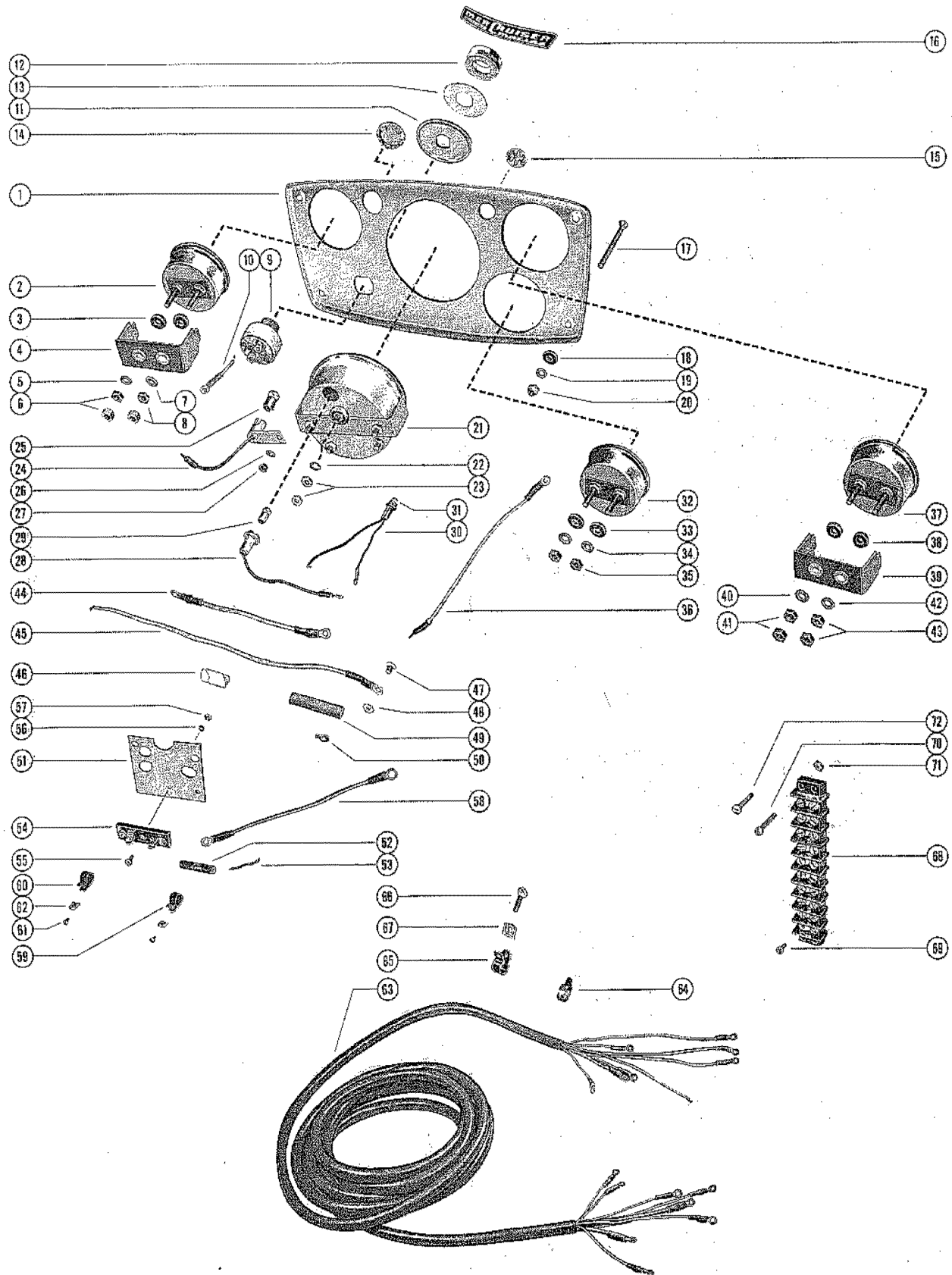


INSTRUMENT PANEL ASSEMBLY

REF. NO.	PART NO.	SYM.	QTY.	DESCRIPTION
-	32897A1		1,,	INSTRUMENT PANEL ASSEMBLY, COMPLETE SEE NOTE
-	34095A5		,1,	INSTRUMENT PANEL ASSEMBLY, COMPLETE SEE NOTE
-	34095A9		,,1	INSTRUMENT PANEL ASSEMBLY, COMPLETE SEE NOTE
1	32825		1,,	PANEL, INSTRUMENT
	34102		,1,1	PANEL, INSTRUMENT
2	32829		1,,	OIL PRESSURE GAUGE ASSEMBLY
	34627		,1,1	OIL PRESSURE GAUGE ASSEMBLY
3	12-33110		2,2,2	WASHER, FIBER - OIL PRESSURE GAUGE TERMINAL
4	32826		1,,	CLAMP, OIL PRESSURE GAUGE
5	12-20878		2,2,2	WASHER, OIL PRESSURE GAUGE TERMINAL (#10)
6	11-20645		3,,	NUT, OIL PRESSURE GAUGE TERMINAL (#10)
	11-20645		,2,2	NUT, OIL PRESSURE GAUGE TERMINAL (#10)
7	12-20192		2,,	WASHER, OIL PRESSURE GAUGE TERMINAL (#8)
8	11-26419		3,,	NUT, OIL PRESSURE GAUGE TERMINAL (#8)
9	30163		1,1,1	SWITCH, IGNITION - INSTRUMENT PANEL (WITH KEY #30431) WHEN ORDERING REPLACEMENT KEYS, ALSO LIST NUMBER STAMPED ON KEY.
10	32870		1,1,1	JUMPER WIRE, IGNITION SWITCH TO OIL PRESSURE GAUGE (WHITE - 2 1/4")
11	34093		,1,1	PLATE, IGNITION SWITCH
12	32861		1,1,	BEZEL, IGNITION SWITCH TO INSTRUMENT PANEL(EARLY STYLE)
	37275		,1,1	BEZEL, IGNITION SWITCH TO INSTRUMENT PANEL LATE STYLE
13	38-37338		,1,1	INSERT, IGNITION SWITCH BEZEL LATE STYLE
14	19-32863		1,1,1	BUTTON, PLUG - INSTRUMENT PANEL (LARGE)
15	19-32862		1,1,1	BUTTON, PLUG - INSTRUMENT PANEL (SMALL)
16	37-32851		1,1,1	DECAL, INSTRUMENT PANEL
17	10-32866		4,4,4	SCREW, INSTRUMENT PANEL TO DASH BOARD
18	12-33110		8,8,8	WASHER, FIBER - INSTRUMENT PANEL TO DASH BOARD SCREW
19	12-20878		4,4,4	WASHER, INSTRUMENT PANEL TO DASH BOARD SCREW
20	11-20190		4,4,4	NUT, INSTRUMENT PANEL TO DASH BOARD SCREW
21	32831		1,1,1	TACHOMETER ASSEMBLY
22	12-20878		1,1,1	WASHER, TACHOMETER TERMINAL (#10)
23	11-20645		2,2,2	NUT, TACHOMETER TERMINAL (#10)
24	32865		2,2,2	SOCKET, LIGHT BULB - INSTRUMENT PANEL
25	32878		2,2,2	LIGHT BOLB, INSTRUMENT PANEL SOCKET
26	12-20878		2,2,2	WASHER, TACHOMETER LIGHT SOCKET TERMINAL (#10)
27	11-20645		2,2,2	NUT, TACHOMETER LIGHT SOCKET TERMINAL (#10)
28	32859		1,1,1	SOCKET, LIGHT BULB - TACHOMETER
29	32878		1,1,1	LIGHT BULB, TACHOMETER SOCKET
30	32860		1,,	INDICATOR LIGHT SOCKET ASSEMBLY
31	32879		1,,	LIGHT BULB, INDICATOR LIGHT SOCKET
32	34631		,1,1	AMMETER GAUGE ASSEMBLY

CONTINUED ON NEXT PAGE ➡

INSTRUMENT PANEL ASSEMBLY

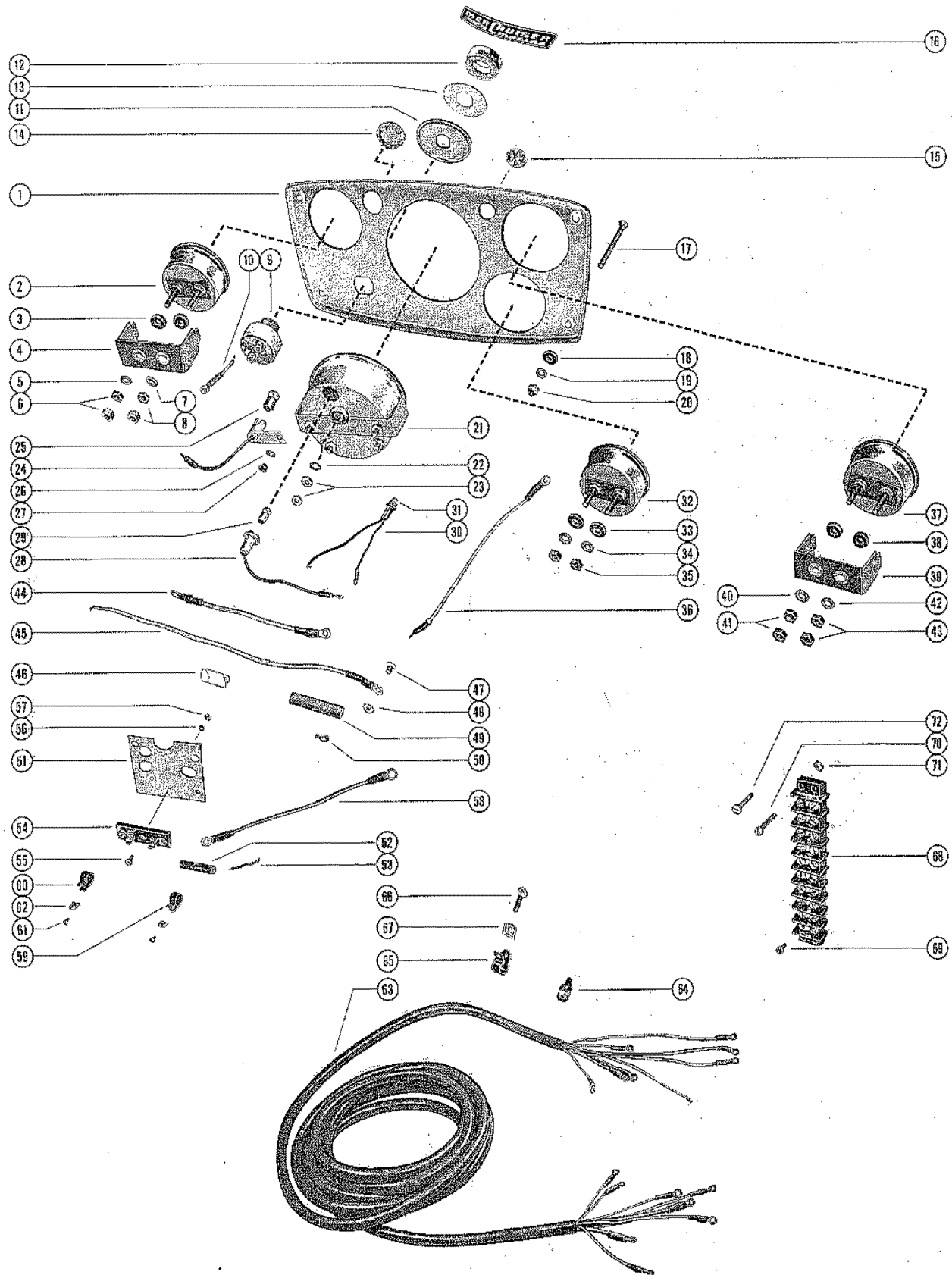


INSTRUMENT PANEL ASSEMBLY

REF. NO.	PART NO.	SYM.	QTY.	DESCRIPTION
33	12-33110		,2,2	WASHER, FIBER - AMMETER GAUGE TERMINAL
34	12-20878		,2,2	WASHER, AMMETER GAUGE TERMINAL (#10)
35	11-20645		,2,2	NUT, AMMETER GAUGE TERMINAL (#10)
36	34096		,1,1	JUMPER WIRE, IGNITION SWITCH TO AMMETER GAUGE (RED - 7 3/4"
37	32827		1,,	WATER TEMPERATURE GAUGE ASSEMBLY
	34629		,1,1	WATER TEMPERATURE GAUGE ASSEMBLY
38	12-33110		2,2,2	WASHER, FIBER - WATER TEMPERATURE GAUGE TERMINAL
39	32826		1,,	CLAMP, WATER TEMPERATURE GAUGE
40	12-20878		2,2,2	WASHER TEMPERATURE GAUGE TERMINAL (#10)
41	11-20645		3,,	NUT, WATER TEMPERATURE GAUGE TERMINAL (#10)
	11-20645		,2,2	NUT, WATER TEMPERATURE GAUGE TERMINAL (#10)
42	12-20192		2,,	WASHER, WATER TEMPERATURE GAUGE TERMINAL (#8)
43	11-26419		3,,	NUT, WATER TEMPERATURE GAUGE TERMINAL (#8)
44	32871		1,1,1	JUMPER WIRE, WATER GAUGE TO OIL GAUGE (WHITE - 8 3/4")
45	32872		1,1,1	JUMPER WIRE, IGNITION SWITCH TO REMOTE CONTROL (YELLOW - 12
46	33370		1,1,1	BINDER, WIRING HARNESS AND JUMPER WIRES
47	10-24231		2,2,2	SCREW, JUMPER WIRE TO REMOTE CONTROL SWITCH WIRE
48	11-20645		2,2,2	NUT, JUMPER WIRE SCREW
49	23-32914		2,2,2	SLEEVE, INSTRUMENT PANEL JUMPER WIRE
50	22924		2,2,	TERMINAL, INSTRUMENT PANEL WIRE (#10)
51	33824		1,1,1	BRACKET, MOUNTING - WIRING HARNESS CLAMPS
52	32868		1,,	BALLAST, MOUNTING BRACKET - INDICATOR LIGHT
53	32873		1,,	JUMPER WIRE, IGNITION SWITCH TO BALLAST (GRAY - 2 1/8")
54	34097		,1,1	FUSE BLOCK, INSTRUMENT PANEL
55	10-34123		,1,1	SCREW, FUSE BLOCK TO MOUNTING BRACKET
56	13-26994		,1,1	LOCKWASHER, FUSE BLOCK SCREW
57	11-21270		,1,1	NUT, FUSE BLOCK SCREW
58	34092		,1,1	JUMPER WIRE, FUSE BLOCK TO AMMETER GAUGE (RED - 6 1/2")
59	54-22740		1,,	CLAMP, BALLAST TO MOUNTING BRACKET
60	54-22875		2,,	CLAMP, WIRING HARNESS TO MOUNTING BRACKET
	54-24871		,2,	CLAMP WIRING HARNESS TO MOUNTING BRACKET
	54-46997		,,2	CLAMP, WIRING HARNESS TO MOUNTING BRACKET
61	10-29762		3,,	SCREW, WIRING HRANESS AND BALLAST CLAMP TO MOUNTING BRACKET
	10-29762		,2,2	SCREW, WIRING HRANESS AND BALLAST CLAMP TO MOUNTING BRACKET
62	22789		3,,	"D" WASHER, WIRING HARNESS AND BALLAST CLAMP SCREW

CONTINUED ON NEXT PAGE ➡

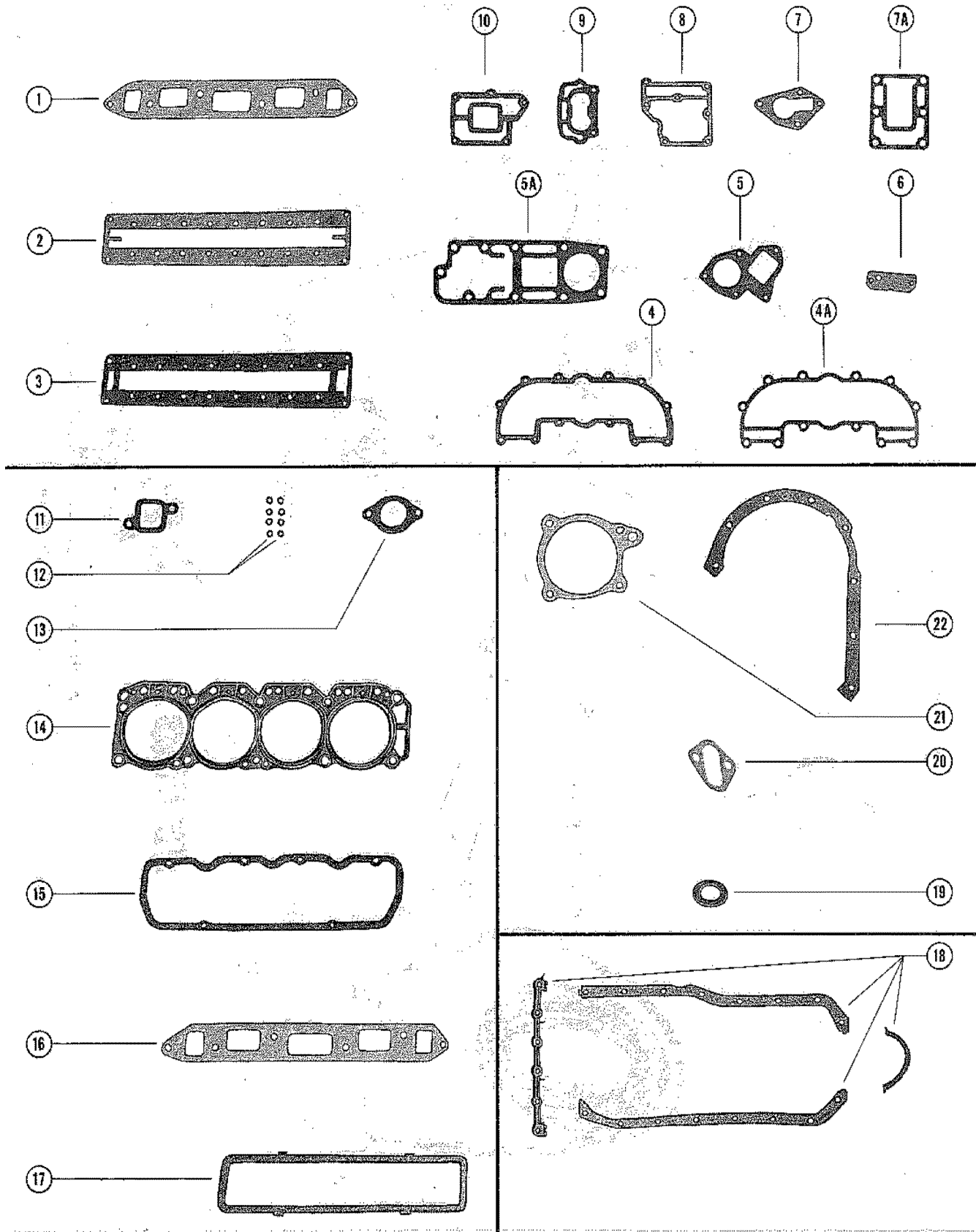
INSTRUMENT PANEL ASSEMBLY



INSTRUMENT PANEL ASSEMBLY

REF. NO.	PART NO.	SYM.	QTY.	DESCRIPTION
62	22789		,2,2	"D" WASHER, WIRING HARNESS AND BALLAST CLAMP SCREW
63	32864		1,,	WIRING HARNESS
	34104		,1,	WIRING HARNESS
	39542		,,1	WIRING HARNESS, QUICK DISCONNECT(NOT AS SHOWN)
64	54-32780		,,1	CLAMP, WIRING HARNESS ATTACHING
65	54-22875		4,,	CLAMP, WIRING HARNESS TO BOAT
	54-24871		,4,	CLAMP, WIRING HARNESS TO BOAT
	54-46457		,,4	CLAMP, WIRING HARNESS TO BOAT
66	10-22793		4,,	SCREW, WOOD - WIRING HARNESS CLAMP TO BOAT
	10-33615		,4,4	SCREW, WOOD - WIRING HARNESS CLAMP TO BOAT
67	22789		4,4,4	"D" WASHER, WIRING HARNESS CLAMP SCREW
68	32790		1,1,	TERMINAL BLOCK, WIRING HARNESS LEADS
69	10-28739		20,20,	SCREW, WIRING HARNESS LEADS TO TERMINAL BLOCK
70	10-20644		4,4,	SCREW, TERMINAL BLOCK TO BOAT
71	10-33615		4,4,	SCREW, WOOD - TERMINAL BLOCK TO BOAT
72	10-33615		4,4,	SCREW, WOOD -TERMINAL BLOCK TO BOAT

GASKETS AND GASKET SETS



GASKETS AND GASKET SETS

REF. NO.	PART NO.	SYM.	QTY.	DESCRIPTION
-	27-34605A1		1,	GASKET SET, EXHAUST MANIFOLD ALUMINUM MANIFOLD
-	27-35440A1		1,	GASKET SET, EXHAUST MANIFOLDALUMINUM MANIFOLD
-	27-35898A1		,1	GASKET SET, EXHAUST MANIFOLD(CAST IRON MANIFOLD)
1	27-32816		1,1	GASKET, EXHAUST MANIFOLD TO CYLINDER HEAD
2	27-32810		1,	GASKET, OUTEER WATER COVER TO INNER WATER COVER
	27-35142		1,	GASKET, OUTER WATER COVER TO INNER WATER COVER
3	27-32809		1,	GASKET, INNER WATER COVER TO EXHAUST MANIFOLD
	27-35140		1,	GASKET, INNER WATER COVER TO EXHAUST MANIFOLD
4	27-34047		1,	GASKET, INTAKE MANIFOLD COVER
4A	27-35898		,1	GASKET, INTAKE MANIFOLD COVER
5	27-32813		1,	GASKET, EXHAUST ELBOW
	27-35147		1,	GASKET, EXHAUST ELBOW
5A	27-35894		,1	GASKET, EXHAUST ELBOW
6	27-32815		1,1	GASKET, CHOKE OVEN COVER
7	27-32814		1,	GASKET, WATER OUTLET ELBOW
	27-35150		1,	GASKET, WATER OUTLET ELBOW
7A	27-35895		,1	GASKET, WATER OUTLET ELBOW
8	27-32811		1,	GASKET, RELIEF VALVE BODY
	27-35144		1,	GASKET, RELIEF VALVE BODY
9	27-32910		1,1	GASKET, CARBURETOR TO INTAKE MANIFOLD COVER
10	27-32812		1,	GASKET, THERMOSTAT CONTAINER
	27-35146		1,	GASKET, THERMOSTAT CONTAINER
-	27-34604A1		1,1	GASKET SET, CYLINDER HEAD
11	27-33680		1,1	GASKET, WATER OUTLET HOUSING TO CYLINDER HEAD
12	26-34217		8,8	SEAL, RUBBER - VALVE STEM
13	27-33918		1,1	GASKET, DISTRIBUTION BLOCK TO WATER OUTLET HOUSING
14	27-34273		1,1	GASKET, CYLINDER HEAD TO CYLINDER BLOCK
15	27-34041		1,1	GASKET, ROCKER VALVE COVER TO CYLINDER HEAD
16	27-32816		1,1	GASKET, EXHAUST MANIFOLD TO CYLINDER HEAD
17	27-34208		1,1	GASKET, PUSH ROD COVER TO CYLINDER BLOCK
18	27-34206		1,1	GASKET SET, OIL PAN
-	27-34213A1		1,1	GASKET SET, MISCELLANEOUS
19	27-34486		1,1	GASKET, DISTRIBUTOR TO CYLINDER BLOCK
20	27-34213		1,1	GASKET, FUEL PUMP TO CYLINDER BLOCK
21	27-33956		1,1	GASKET, WATER PUMP TO CYLINDER BLOCK
22	27-34216		1,1	GASKET, CRANKCASE FRONT COVER TO CYLINDER BLOCK

PARTS INDEX

Part Number	Description	Pg.	Ref. No.	Part Number	Description	Pg.	Ref. No.
20119A1	PROTECTOR, HIGH TENSION LEAD	19	27	32680	COVER, WATER JACKET - INNER (SEE NOTE BELOW)	35	31
22789	"D" WASHER, WIRING HARNESS AND BALLAST CLAMP SCREW	69	62	32681	COVER, WATER JACKET - OUTER(SEE NOTE BELOW)	35	33
22789	"D" WASHER, WIRING HARNESS AND BALLAST CLAMP SCREW	71	62	32682A2	BODY ASSEMBLY, RELIEF VALVE	37	18
22789	"D" WASHER, WIRING HARNESS CLAMP SCREW	43	37	32683	COVER, INTAKE MANIFOLD	41	1
22789	"D" WASHER, WIRING HARNESS CLAMP SCREW	53	15	32683	COVER, INTAKE MANIFOLD	41	1
22789	"D" WASHER, WIRING HARNESS CLAMP SCREW	71	67	32684	ELBOW, WATER OUTLET - EXHAUST MANIFOLD	33	18
22789	"D" WASHER, WIRING HARNESS CLIP ATTACHING SCREW	65	37	32692	MOUNT, FLYWHEEL HOUSING (LEFT AND RIGHT)	55	19
22789	"D" WASHER, WIRING HARNESS CLIP SCREW	3	18	32701	ALTERNATOR ASSEMBLY A10 FOR BREAKDOWN)	7	24
22789	"D" WASHER, WIRING HARNESS CLIP SCREW	7	22	32701	ALTERNATOR ASSEMBLY, COMPLETE	15	-
22789	"D" WASHER, WIRING HARNESS CLIP SCREW	21	48	32702	VOLTAGE REGULATOR	3	2
22789	"D" WASHER, WIRING HARNESS CLIP SCREW	43	37	32704	COIL ASSEMBLY, IGNITION USE THRU SERIAL # AND BELOW	19	31
22789	"D" WASHER, WIRING HARNESS CLAMP SCREW	35	39	32716	OIL FILTER ASSEMBLY	65	52
22789	:D: WASHER, WIRING HARNESS CLAMP SCREW	49	12	32718	BLOCK, DISTRIBUTION - WATER OUTLET HOUSING	37	5
22924	TERMINAL, INSTRUMENT PANEL WIRE (#10)	69	50	32720	CONNECTOR, OIL FILTER TO CYLINDER BLOCK	65	51
25661	STARTER SOLENOID (SEE NOT BELOW)	3	19	32721	OIL FILLER ASSEMBLY, ROCKER VALVE COVER	63	6
26079	PLATE, WIRING HARNESS TO MOUNTING BRACKET	3	14	32722	FUEL PUMP ASSEMBLY	23	1
26433	COIL, IGNITION STARTED WITH SERIAL #1949902 AND UP	19	31	32723	CONTAINER, THERMOSTAT - EXHAUST MANIFOLD BODY	39	31
26551	RETAINER, RELIEF BODY SCREW - THROTTLE RETURN SPRING	45	17	32724	ELBOW, EXHAUST - THERMOSTAT CONTAINER	39	36
26551	RETAINER, WATER OUTLET ELBOW SCREW - THROTTLE RETURN SPRING	49	16	32729A1	CAP ASSEMBLY, FELIEF VALVE BODY	45	11
27711	RETAINER, RELIEF VALVE BODY SCREW - THROTTLE RETURN SPRING	37	26	32729A1	CAP ASSEMBLY, RELIEF VALVE BODY	37	22
30163	SWITCH, IGNITION - INSTRUMENT PANEL (WITH KEY #30431)	67	9	32732	COVER, ROCKER VALVE - CYLINDER HEAD	63	1
32484	HOUSING, FLYWHEEL USE THRU	53	1	32747	BAFFLE, ROCKET VALVE COVER	63	2
32584	BLOCK, SPACER - FRONT MOUNTING BRACKET	55	30	32753	BRACKET, ALTERNATOR MOUNTING - CYLINDER BLOCK	7	34
32604A2	BRACKET ASSEMBLY, FRONT MOUNTING	55	25	32754	BRACE, ALTERNATOR TO CYLINDER BLOCK (FRORNT)	7	25
32679	BODY, EXHAUST MANIFOLD	33	7	32762A1	LEAD ASSEMBLY, HIGH TENSION - DISTRIBUTOR (6")	19	25
32679	BODY, EXHAUST MANIFOLD	37	27	32762A2	LEAD ASSEMBLY, HIGH TENSION - DISTRIBUTOR (14")	19	26

PARTS INDEX

Part Number	Description	Pg.	Ref. No.	Part Number	Description	Pg.	Ref. No.
32778	SUPPORT, FRONT - ENGINE MOUNT	57	47	32860	INDICATOR LIGHT SOCKET ASSEMBLY	67	30
32782	RETAINER, HIGH TENSION LEADS	19	29	32861	BEZEL, IGNITION SWITCH TO INSTRUMENT PANEL(EARLY STYLE)	67	12
32785	WIRING HARNESS, EXTERNAL	3	1	32864	WIRING HARNESS	71	63
32786	TAB, STARTER MOTOR SOLENOID SWITCH TERMINAL	7	6	32865	SOCKET, LIGHT BULB - INSTRUMENT PANEL	67	24
32786	TAB, STARTER MOTOR TO CYLINDER BLOCK SCREW	7	18	32868	BALLAST, MOUNTING BRACKET - INDICATOR LIGHT	69	52
32786	TAB, WIRING HARNESS LEAD TO CYLINDER BLOCK	7	12	32870	JUMPER WIRE, IGNITION SWITCH TO OIL PRESSURE GAUGE	67	10
32786	TAB, WIRING HARNESS TO FLYWHEEL HOUSING	53	11	32871	JUMPER WIRE, WATER GAUGE TO OIL GAUGE (WHITE - 8 3/4")	69	44
32790	TERMINAL BLOCK, WIRING HARNESS LEADS	71	68	32872	JUMPER WIRE, IGNITION SWITCH TO REMOTE CONTROL (YELLOW - 12	69	45
32797	COVER, CHOKE OVEN - EXHAUST MANIFOLD BODY	33	14	32873	JUMPER WIRE, IGNITION SWITCH TO BALLAST (GRAY - 2 1/8")	69	53
32797	COVER, CHOKE OVEN - EXHAUST MANIFOLD BODY	41	14	32877	COVER, WATER PUMP	33	24
32797	COVER, CHOKE OVEN - EXHAUST MANIFOLD BODY	49	23	32877	COVER, WATER PUMP	41	23
32800	LEVEL, THROTTLE - INTAKE MANIFOLD COVER	27	47	32877	COVER, WATER PUMP	49	19
32825	PANEL, INSTRUMENT	67	1	32878	LIGHT BOLB, INSTRUMENT PANEL SOCKET	67	25
32826	CLAMP, OIL PRESSURE GAUGE	67	4	32878	LIGHT BULB, TACHOMETER SOCKET	67	29
32826	CLAMP, WATER TEMPERATURE GAUGE	69	39	32879	LIGHT BULB, INDICATOR LIGHT SOCKET	67	31
32827	WATER TEMPERATURE GAUGE ASSEMBLY	69	37	32897A1	INSTRUMENT PANEL ASSEMBLY, COMPLETE	67	-
32828	WATER TEMPERATURE SENDER ASSEMBLY	5	32	33149	MOUNT, FLYWHEEL HOUSING (RIGHT)	55	19
32829	OIL PRESSURE GAUGE ASSEMBLY	67	2	33210	JUMPER WIRE, BALLAST TO BALLAST	21	37
32830	OIL PRESSURE SENDER ASSEMBLY	5	31	33261	SOLENOID SWITCH ASSEMBLY	13	41
32831	TACHOMETER ASSEMBLY	67	21	33263	COLLAR, DRIVE END FRAME - INNER	15	5
32832	MOUNT, FLYWHEEL HOUSING (LEFT)	55	19	33266	DISTRIBUTOR ASSEMBLY, COMPLETE	19	1
32833	MOUNT, FRONT MOUNTING BRACKET	55	29	33270	BRUSH, FIELD FRAME	11	24
32833	MOUNT, FRONT MOUNTING BRACKET	55	29	33281	LEAD, FIELD FRAME BRUSH	11	28
32835	BRACKET, ALTERNATOR MOUNTING - CYLINDER BLOCK	9	38	33282	SHOE, POLE - FIELD COIL	11	14
32849	SUPPORT, FRONT - ENGINE MOUNT	57	47A	33283	HOLDER, FIELD FRAME BRUSH GROUND	11	23
32850	BELT, ALTERNATOR, WATER PUMP PULLY AND CRANKSHAFT PULLY	61	38	33284	HOLDER, INSULATED-FIELD FRAME BRUSH	11	22
32859	SOCKET, LIGHT BULB - TACHOMETER	67	28	33291	COLLAR, PINION STOP - DRIVE END HOUSING	11	5
				33292	COLLAR, THRUST - DRIVE END HOUSING	11	3
				33293	INSULATION, POLE SHOE FIELD COIL	11	13
				33294	SUPPORT PACKAGE, GROUND AND INSULATED HOLDERS	11	26

PARTS INDEX

Part Number	Description	Pg.	Ref. No.	Part Number	Description	Pg.	Ref. No.
33295	FRAME, COMMUTATOR END - LOWER	11	19	33358	FUEL PUMP DIAPHRAGM KIT	23	-
33297	LEVER, SHIFT - DRIVE END HOUSING	11	34	33366	COLLAR, CLUTCH DRIVE	11	9
33301	FIELD COIL ASSEMBLY	11	17	33367	LOCKWIRE, COLLAR AND SPRING RETAINING	11	10
33303	COVER, SOLENOID SWITCH	13	44	33370	BINDER, WIRING HARNESS AND JUMPER WIRES	69	46
33305	CONTACT, RESISTOR TERMINAL STUD	13	46	33481	ELBOW, WATER OUTLET - EXHAUST MANIFOLD	33	18
33310	SHAFT, SHIFT LEVER TO DRIVE END HOUSING	11	35	33483	ELBOW, WATER OUTLET - CYLINDER HEAD	37	12
33316	CONTACT AND PUSH ROD ASSEMBLY	13	42	33483	ELBOW, WATER OUTLET - CYLINDER HEAD	45	1
33317	PLUNGER, SHIFT LEVER - SOLENOID SWITCH	11	37	33614A1	MOUNT ASSEMBLY, VOLTAGE REGULATOR TO TRANSOM	3	3
33318	DRIVE ASSEMBLY, CLUTCH - ARMATURE	11	6	33651	WEIGHT, BREAKER CAM ADVANCE	19	7
33319	PLATE, BALL BEARING RETAINER - DRIVE END FRAME	15	9	33653	FELT, BREAKER CAM LUBRICATOR	19	-
33320	ARMATURE	11	12	33654	BUTTON, CARBON - DISTRIBUTOR CAP	19	21
33321	BRACKET, IGNITION COIL MOUNTING	19	32	33655	PLATE, WEIGHT HOLD DOWN	19	9
33321	BRACKET, IGNITION COIL MOUNTING	21	32	33658	LEAD, PRIMARY	19	17
33324	HOUSING, DRIVE END	11	1	33659	ROTOR, DISTRIBUTOR	19	18
33325	STATOR ASSEMBLY	15	3	33661	CAM, BREAKER - ADVANCE	19	6
33326	INSULATOR, CONDENSER TERMINAL SCREW	17	33	33662	CONDENSER	19	13
33327	CONDENSER	15	22	33665	PLATE, MOUNTING - BREAKER ASSEMBLY AND CONDENSER	19	11
33331	ROTOR	15	1	33667	CAP, DISTRIBUTOR	19	20
33332	STRAP, DIODE JUNCTION TERMINAL TO RELAY TERMINAL	15	27	33668	HOUSING, PRIMARY - DISTRIBUTOR	19	2
33336	FAN, DRIVE END FRAME	15	13	33669	MAIN SHAFT AND WEIGHT PLATE	19	4
33340	DIODE PACKAGE, HEAT SINK-POSITIVE	15	26	33670	RETAINER, BREAKER CAM LUBRICATOR FELT	19	-
33341	DIODE PACKAGE, SLIP RING END FRAME - NEGATIVE	15	18	33824	BRACKET, MOUNTING - WIRING HARNESS CLAMPS	69	51
33342	TERMINAL PACKAGE, DIODE JUNCTION AND STATOR TERMINAL	15	25	33862	PULLY, CRANKSHAFT	61	43
33343	FRAME, DRIVE END	15	11	33864	PULLEY, WATER PUMP	61	31
33344	COLLAR, DRIVE END FRAME - OUTER	15	12	33866	LINK ROD, CARBURETOR AND THROTTLE LEVEL	25	44
33345	RETAINER, SLIP RING END FRAME CONDENSER	15	23	33919	HOUSING, WATER OUTLET	37	1
33346	TERMINAL, GROUND - SLIP RING END FRAME	17	37	34092	JUMPER WIRE, FUSE BLOCK TO AMMETER GAUGE (RED - 6 1/2")	69	58
33349	FRAME ASSEMBLY, SLIP RING END	15	17	34093	PLATE, IGNITION SWITCH	67	11
33350	HEAT SINK ASSEMBLY, SLIP RING END FRAME	15	24	34095A5	INSTRUMENT PANEL ASSEMBLY, COMPLETE	67	-
33352	BATTERY TERMINAL PACKAGE, HEAT SINK TO SLIP RING END FRAME	17	36	34095A9	INSTRUMENT PANEL ASSEMBLY, COMPLETE	67	-
33353	RELAY TERMINAL PACKAGE, HEAT SINK TO SLIP RING END FRAME	17	35	34096	JUMPER WIRE, IGNITION SWITCH TO AMMETER GAUGE (RED - 7 3/4")	69	36
33357	FUEL PUMP REPAIR KIT	23	-	34097	FUSE BLOCK, INSTRUMENT PANEL	69	54
				34102	PANEL, INSTRUMENT	67	1

PARTS INDEX

Part Number	Description	Pg.	Ref. No.	Part Number	Description	Pg.	Ref. No.
34104	WIRING HARNESS	71	63	35138	BODY, EXHAUST MANIFOLD	45	18
34141	VOLTAGE REGULATOR . . .	3	2	35139	COVER, WATERJACKET -		
34219	COVER ASSEMBLY				INNER	41	30
	CRANKCASE	65	47	35141	COVER, WATER JACKET -		
34220	HUB, PULLY - CRANKSHAFT	61	42		OUTER	41	32
34234	OIL PAN ASSEMBLY	65	41	35143A1	BODY ASSEMBLY, RELIEF		
34235	BREAKER ASSEMBLY,				VALVE	45	7
	DISTRIBUTOR	19	14	35145	CONTAINER, THERMOSTAT		
34282	LIFTER, VALVE - TAPPET . .	61	25		- EXHAUST MANIFOLD		
34291	COVERING, CHOKE PIPE . .	25	40		BODY	45	22
34453	WIRING HARNESS			35148	ELBOW, EXHAUST -		
	EXTERNAL	3	1		THERMOSTAT		
34458	VALVE, INLET (STANDARD				CONTAINER	45	27
	STEM)	63	26	35149	ELBOW, WATER OUTLET -		
34480	CLAMP UNIT, DISTRIBUTOR	21	49		EXHAUST MANIFOLD		
34481	HUB, WATER PUMP PULLEY				BODY	41	18
	(NO LONGER AVAILABLE)	61	30	35157	BOWL, ALUMINUM - FUEL		
34489	COVER, PUSH ROD	65	31		FILTER	25	27
34498	CAP, REAR - CRANKSHAFT			35200	BRUSH PACKAGE, STATOR		
	BEARING	59	11		(2 PER PACKAGE)	17	45
34503	SCREEN ASSEMBLY, OIL			35203	CONNECTOR, GROUND		
	PUMP	65	40		TERMINAL TO GROUND		
34504	OIL PUMP ASSEMBLY SEE				BRUSH STUD	17	42
	NOTE	65	38	35205	COVER, PLASTIC - BRUSH		
34515	CAP, VALVE SPRING	63	12		HOLDER	17	47
34517	BALL UNIT, ROCKER VALVE			35310	CAP, INTERMEDIATE AND		
	ARM STUD	63	17		FRONT - CRANKSHAFT		
34518	SHEID, VALVE SPRING CAP	63	14		BEARING	59	12
34519	ARM, ROCKER VALVE	63	18	35323	VAVLE, EXHAUST		
34525	VALVE, INLET (.015 O.S.				(STANDARD STEM	63	27
	STEM)	63	26	35583	LIFTER, VALVE - TAPPET . .	61	25
34528	VALVE, EXHAUST			35602	PULLY, CRANKSHAFT	61	43
	(STANDARD STEM)	63	27	35603	COVER ASSEMBLY,		
34529	VALVE, EXHAUST (.015 O.S.				CRANKCASE	65	47
	STEM)	63	27	35862	BLOCK, SPACER - FRONT		
34532	ROD, PUSH - VALVE	63	25		MOUNTING BRACKET . . .	55	30
34539	GAUDG ASSEMBLY, OIL			35864	COVER PLATE, FLYWHEEL		
	LEVEL (DIP STICK)	63	29		HOUSING	53	3
34541	SUPPORT, OIL PUMP	65	--	35865A2	FLYWHEEL HOUSING		
34543	VALVE, BY-PASS - OIL				ASSEMBLY	53	1A
	FILTER	59	--	35884	THERMOSTAT	39	34
34546	BRACE, STARTER MOTOR . .	7	10	35884	THERMOSTAT	45	25
34549	RETAINER, DISTRIBUTOR			35884	THERMOSTAT	51	38
	CLAMP UNIT	21	50	35890	COVER, INTAKE MANIFOLD	49	32
34623	OIL PRESSURE SENDERE			35891	BODY, EXHAUST MANIFOLD	49	8
	ASSEMBLY	5	31	35892	ELBOW, EXHAUST -		
34625	WATER TEMPERATURE				EXHAUST MANIFOLD		
	SENDER ASSEMBLY	5	32		BODY	51	39
34627	OIL PRESSURE GAUGE			35893	ELBOW, WATER OUTLET -		
	ASSEMBLY	67	2		EXHAUST MANIFOLD		
34629	WATER TEMPERATURE				BODY	49	13
	GAUGE ASSEMBLY	69	37	36099A2	BRACKET ASSEMBLY		
34631	AMMETER GAUGE				FRONT MOUNTING	55	25
	ASSEMBLY	67	32	36105	PULLY, DRIVE END FRAME	15	14
34754	BRUSH HOLDER PACKAGE	17	41	36176	BRACKET, STARTER		
35086	BUTTON, CHECK VALVE -				SOLENOID MOUNTING . .	5	25
	RELIEF VALVE BODY . . .	37	20	36177	INSULATOR, STARTER		
35086	BUTTON, CHECK VALVE -				SOLENOID BRACKET . . .	5	24
	RELIEF VALVE BODY . . .	45	9	36405	OIL PUMP ASSEMBLY	65	38
35138	BODY, EXHAUST MANIFOLD	41	7				

PARTS INDEX

Part Number	Description	Pg.	Ref. No.	Part Number	Description	Pg.	Ref. No.
37275	BEZEL, IGNITION SWITCH TO INSTRUMENT PANEL LATE STYLE	67	12	10-20191	SCREW, WIRING HARNESS CLIP TO STARTER MOTOR (SEE NOTE BELOW)	7	20
37369	WATER PUMP ASSEMBLY (SPECIAL MARINE)	61	26	10-20191	SCREW, WIRING HARNESS LEAD TO CYLINDER BLOCK TAB	7	13
37374	SCREWW ASSEMBLY, OIL PUMP	65	40	10-20191	SCREW, WIRING HARNESS LEAD TO SOLENOID SWITCH TERMINAL TAB	7	7
37614	FAN, DRIVE END FRAME	15	13	10-20314	SCREW, DRIVE - SERIAL PLATE TO CYLINDER BLOCK	55	24
37615A1	ALTERNATOR ASSEMBLY A10 FOR BREAKDOWN)	7	24	10-20359	SCREW, DISTRIBUTION BLOCK TO WATER OUTLET HOUSING (1")	37	6
37615A1	ALTERNATOR ASSEMBLY, COMPLETE	15	-	10-20644	SCREW, TERMINAL BLOCK TO BOAT	71	70
37707	VOLTAGE REGULATOR, TRANSISTORIZED	3	2A	10-20653	SCREW, BALLAST TO MOUNTING BRACKET (1")	21	41
37708	WIRING HARNESS, EXTERNAL (NOT AS SHOWN)	3	1	10-20705	SCREW, COVER PLATE TO FLYWHEEL HOUSING (3/4")	53	4
38022	ROTOR	15	1	10-21077	SCREW, EXHAUST MANIFOLD BODY TO CYLINDER HEAD (7/8")	33	9
38029	COLLAR, DRIVE END FRAME - INNER	15	5	10-21077	SCREW, EXHAUST MANIFOLD BODY TO CYLINDER HEAD (7/8")	49	28
38057	ELBOW, WATER OUTLET - CYLINDER HEAD	45	1A	10-21077	SCREW, EXHAUST MANIFOLD BODY TO CYLINDER HEAD (7/8")	41	8
38057	ELBOW, WATER OUTLET - CYLINDER HEAD	49	1	10-21077	SCREW, WATER OUTLET ELBOW TO CYLINDER HEAD (7/8")	37	13
38058A1	COVER ASSEMBLY, RELIEF VALVE	45	12	10-21077	SCREW, WATER OUTLET ELBOW TO CYLINDER HEAD (7/8")	45	4
38766	PULLY, DRIVE END FRAME	15	14	10-21077	SCREW, WATER OUTLET ELBOW TO CYLINDER HEAD (7/8")	49	5
38965A1	ENGINE COUPLING ASSEMBLY	59	17	10-21625	SCREW, STARTER SOLENOID TO BRACKET (3/4")	5	28
39332A1	COVER ASSEMBLY, PUSH ROD	65	31	10-21807	SCREW, THROTTLE LEVER TO INTAKE MANIFOLD COVER (1 3/4")	27	48
39542	WIRING HARNESS, QUICK DISCONNECT(NOT AS SHOWN)	71	63	10-22028	SCREW, CHOKE OVEN COVER TO EXHAUST MANIFOLD BODY (1/2")	49	25
39543	WIRING HARNESS, EXTERNAL (NOT AS SHOWN)	3	1	10-22028	SCREW, WIRING HARNESS CLAMP ATTACHED	53	13
39589	BRACKET, MOUNTING - BALLAST AND WIRING HARNESS	3	12	10-22421	SCREW, EXHAUST ELBOW TO THERMOSTAT CONTAINER (1 1/4")	39	37
39593	BATTERY CABLE, POSITIVE	3	11	10-22793	SCREW, WOOD - WIRING HARNESS CLAMP TO BOAT	71	66
39594	BATTERY CABLE, NEGATIVE	3	11	10-22793	SCREW, WOOD - WIRING HARNESS CLIP TO BOAT	3	17
39974	CONNECTOR, HARNESS LEADS TO FLYWHEEL HOUSING	55	17				
45180A1	FLAME ARRESTOR ASSEMBLY	25	33				
45490	GAUGE ASSEMBLY, OIL LEVEL (DIP STICK)	63	29				
46472	LIFTER, VALVE - TAPPET	61	25				
8464	SCREW, SOLENOID TO ALTERNATOR BRACKET (3/8")	3	--				
10-20031	SCREW, SOLENOID TO EXHAUST MANIFOLD (1/2")	5	--				
10-20031	SCREW, WIRING HARNESS CLAMP CLAMP TO OUTER COVER (1/4-20 X 1	43	36				

PARTS INDEX

Part Number	Description	Pg.	Ref. No.	Part Number	Description	Pg.	Ref. No.
10-24231	SCREW, JUMPER WIRE TO REMOTE CONTROL SWITCH WIRE	69	47	10-28667	SCREW, EXHAUST ELBOW TO THERMOSTAT CONTAINER (LOWER) - 1"	39	40
10-24609	SCREW, CONDENSER TERMINAL TO HEAT SINK	15	30	10-28713	SCREW, SOLENOID SWITCH TO DRIVE END HOUSING	11	40
10-24609	SCREW, WIRING HARNESS LEADS TO BALLAST	21	38	10-28739	SCREW, WIRING HARNESS LEADS TO TERMINAL BLOCK	71	69
10-25299	SCREW, WATER PUMP FLANG (3/4")	33	26	10-29197	SCREW, BRACKET TO MANIFOLD (5/8") -ALUMINUM MANIFOLD . .	5	26
10-25299	SCREW, WATER PUMP FLANGE (3/4")	41	25	10-29198	SCREW, ALTERNATOR BRACE TO ALTERNATOR (7/8")	7	29
10-25299	SCREW, WATER PUMP FLANGE (3/4")	49	22	10-29199	SCREW, CLAMP TO CYLINDER BLOCK	35	41
10-26486	SCREW, FRONT MOUNTING BRACKEW TO CYLINDER BLOCK (2 3/8")	55	34	10-29199	SCREW, FUEL LINE CLIP TO CYLINDER BLOCK	25	21
10-26632	SCREW, ALTERNATOR MOUNTING BRACKET TO CYLINDER BLOCK (1 1/4"	9	42	10-29238	SCREW, VOLTAGE REGULATOR TO MOUNT	3	4
10-26632	SCREW, EXHAUST MANIFOLD BODY TO CYLINDER HEAD (1 1/4") .	49	28	10-29240	SCREW, WIRING HARNESS CLAMP FASTENING (5/8")	49	11
10-26632	SCREW, FLYWHEEL HOUSING TO CYLINDER BLOCK (1 1/4")	53	7	10-29240	SCREW, WIRING HARNESS CLIP TO OUTER COVER (10-32 X 5/8")	43	36
10-26632	SCREW, FLYWHEEL HOUSING TO CYLINDER BLOCK (1 1/4")	53	7	10-29762	SCREW, WIRING HRANESS AND BALLAST CLAMP TO MOUNTING BRACKET . . .	69	61
10-26632	SCREW, FRONT MOUNTING BRACKET TO CYLINDER BLOCK (1 1/4")	55	35	10-29762	SCREW, WIRING HRANESS AND BALLAST CLAMP TO MOUNTING BRACKET . . .	69	61
10-26668	SCREW, WIRING HARNESS CLIP TO COIL BRACKET .	21	47	10-30663	SCREW, BAFFLE TO ROCKET VALVE COVER .	63	3
10-27165	SCREW, ALTERNATOR BRACE TO CYLINDER BLOCK (3/4")	7	26	10-30663	SCREW, WIRING HARNESS CLIP ATTACHING	65	36
10-27165	SCREW, ALTERNATOR MOUNTING BRACKET TO CYLINDER BLOCK (3/4") .	9	35	10-32024	SCREW, BRUSH LEAD TO FIELD FRAME BRUSH . . .	11	25
10-27165	SCREW, IGNITION COIL TO CYLINDER BLOCK	21	44	10-32557	SCREW, BRACKET AND SPACER BLOCK TO CYLINDER BLOCK (4 1/2")	55	31
10-27165	SCREW, LIFTING EYE TO CYLINDER BLOCK	55	21	10-32774	SCREW, DISTRIBUTION BLOCK TO WATER OUTLET HOUSING (2") . .	37	7
10-28192	SCREW, CHOKE OVEN COVER TO EXHAUST MANIFOLD (1/2")	33	16	10-32775	SCREW, ALTERNATOR TO BRACKET (3 1/2")	7	31
10-28192	SCREW, CHOKE OVEN COVER TO EXHAUST MANIFOLD (1/2")	41	16	10-32866	SCREW, INSTRUMENT PANEL TO DASH BOARD	67	17
10-28192	SCREW, WIRING HARNESS CLAMP TO OUTER WATER JACKET COVER (1/2	35	38	10-33033	SCREW, VENTURI CLUSTER TO FLOAT BOWL (OUTER)	29	21
10-28464	SCREW, BRACKET AND FLYWHEEL HOUSING TO BLOCK (1 1/2")	3	13	10-33034	SCREW, VENTURI CLUSTER TO FLOAT BOWL (CENTER)	29	19
10-28464	SCREW, BRACKET AND FLYWHEEL TO CYLINDER BLOCK (1 1/2")	53	8	10-33042	SCREW, FAST IDLE CAM TO FLOAT BOWL	31	51
				10-33043	SCREW, AIR HORN TO FLOAT BOWL (SHORT) . .	29	4
				10-33045	SCREW, CHOKE VALVE TO CHOKE SHAFT	31	47
				10-33047	SCREW, AIR HORN PUMP LEVER	29	24

PARTS INDEX

Part Number	Description	Pg.	Ref. No.	Part Number	Description	Pg.	Ref. No.
10-33047	SCREW, STAT COVER AND COIL TO CHOKE HOUSING	31	43	10-33656	SCREW, WEIGHT HOLD DOWN PLATE TO WEIGHT PLATE	19	10
10-33048	SCREW, AIR HORN TO FLOAT BOWL (LONG)	29	3	10-33660	SCREW, DISTRIBUTOR CAP TO PRIMARY HOUSING (8-32)	19	22
10-33052	SCREW, THROTTLE BODY TO FLOAT BOWL	31	57	10-33663	SCREW, DISTRIBUTOR CAP TO PRIMARY HOUSING (10-32)	19	23
10-33053	SCREW, CHOKE HOUSING TO AIR HORN	29	33	10-34123	SCREW, FUSE BLOCK TO MOUNTING BRACKET	69	55
10-33056	SCREW, CHOKE PISTON LEVER TO CHOKE HOUSING	29	39	10-34276	SCREW, PULLY TO CRANKSHAFT HUB (3/8")	61	44
10-33231	SCREW, BRACKET TO MANIFOLD (1/2") -CAST IRON MAINFOLD	5	26	10-34277	BOLT, CRANKCASE COVER TO CYLINDER BLOCK	65	49
10-33248	SCREW, COVER TO SOLENOID SWITCH	13	60	10-34277	SCREW, OIL PAN TO CYLINDER BLOCK (1/4")	65	43
10-33250	SCREW, SUPPORT TO FIELD FRAME	11	29	10-34382	SCREW, BRUSH HOLDER TO SLIP RING END FRAME	17	55
10-33286	BOLT, THRU - COMMUTATOR END FRAME TO DRIVE END HOUSING	11	21	10-34468	SCREW, TIMING GEAR TO CAMSHAFT (1/2")	61	37
10-33296	BOLT, THRU - COMMUTATOR END FRAME TO DRIVE END HOUSING	11	20	10-34470	SCREW, PUSH ROD COVER TO CYLINDER BLOCK	65	32
10-33311	SCREW, MOUNTING BRACKET TO IGNITION COIL	19	33	10-34471	SCREW, WATER PUMP TO CYLINDER BLOCK (1 1/2")	61	28
10-33311	SCREW, MOUNTING BRACKET TO IGNITION COIL (1 1/2")	21	33	10-34473	BOLT, CONNECTING ROD BEARING CAP	59	21
10-33315	SCREW, FIELD COIL LEAD TO SOLENOID SWITCH	13	62	10-34499	BOLT, CRANKSHAFT BEARING CAP TO CYLINDER BLOCK (2 23/32")	59	13
10-33322	BOLT, THRU - SLIP RING END FRAME TO DRIVE END FRAME	17	58	10-34500	SCREW, OIL PAN TO CYLINDER BLOCK (5/16")	65	44
10-33323	SCREW, BALL BEARING RETAINER PLATE TO DRIVE END FRAME	15	10	10-34501	SCREW, DRAIN - OIL PAN	65	45
10-33524	SCREW, ALTERNATOR MOUNTING BRACKETS TO CYLINDER BLOCK (5/8")	9	39	10-34505	SCREW, OIL PUMP TO CYLINDER BLOCK (7/8")	65	39
10-33615	SCREW VOLTAGE REGULATOR MOUNT TO TRANSOM	3	5	10-34505	SCREW, WATER PUMP TO CYLINDER BLOCK (7/8")	61	29
10-33615	SCREW, WOOD - TERMINAL BLOCK TO BOAT	71	71	10-34508	SCREW, PULLEY TO CRANKSHAFT HUB (9/16")	61	44
10-33615	SCREW, WOOD - WIRING HARNESS CLAMP TO BOAT	71	66	10-34510	BOLT, CYLINDER HEAD TO CYLINDER BLOCK	63	22
10-33615	SCREW, WOOD -TERMINAL BLOCK TO BOAT	71	72	10-34544	BOLT, STARTER MOTOR MOUNTING(1 15/16")	7	4
10-33648	SCREW, MOUNTING PLATE TO PRIMARY HOUSING	19	12	10-34545	BOLT, STARTER MOTOR MOUNTING (4 21/32")	7	3
10-33650	SCREW, BREAKER ASSEMBLY TO MOUNTING PLATE	19	15	10-34551	SCREW, PULLEY AND HUB TO WATER PUMP (3/4")	61	32
				10-34554	BOLT, FUEL PUMP TO CYLINDER BLOCK (3/4")	23	2
				10-34582	SCREW, POLE SHOE TO FIELD COIL	11	15
				10-34613	SCREW, FLYWHEEL HOUSING TO CYLINDER BLOCK (1 3/4")	53	8
				10-34633	SCREW, INTAKE MANIFOLD COVER TO EXHAUST MANIFOLD BODY (1 5/8	33	4

PARTS INDEX

Part Number	Description	Pg.	Ref. No.	Part Number	Description	Pg.	Ref. No.
10-34634	SCREW, INTAKE COVER TO EXHAUST MANIFOLD BODY (1")	33	5	10-37803	SCREW, MOUNTING BRACKET TO IGNITION COIL (1 3/8")	21	33
10-34634	SCREW, RELIEF VALVE BODY TO EXHAUST MANIFOLD BODY (1")	37	24	10-37892	SCREW, CONNECTOR TO FLYWHEEL HOUSING (7/8")	55	18
10-34634	SCREW, THERMOSTAT CONTAINER TO EXHAUST MANIFOLD (1")	39	33	10-37892	SCREW, REMOTE CONTROL CABLE TO THROTTLE LEVER	27	52
10-34634	SCREW, WATER OUTLET ELBOW TO EXHAUST MANIFOLD BODY (1")	33	19	10-37908	SCREW, VOLTAGE REGULATOR TO TRAMSOM (1 1/4")	3	9
10-35156	SCREW, EXHAUST ELBOW TO THERMOSTAT CONTAINER (1 1/4")	45	28	10-38028	SCREW, BALL BEARING RETAINER PLATE TO DRIVE END FRAME	15	10
10-35169	SCREW, DISTRIBUTOR TO CYLINDER BLOCK	21	51	10-38326	SCREW, INTAKE COVER TO EXHAUST MANIFOLD (1 5/8")	41	4
10-35169	SCREW, WATER OUTLET HOUSING TO CYLINDER HEAD	37	3	10-38327	SCREW, INTAKE COVER TO EXHAUST MAINFOLD (1")	41	5
10-35339	SCREW, OIL PUMP TO CYLINDER BLOCK (3/4")	65	39	10-38627	SCREW, ROCKER VALVE COVER TO CYLINDER HEAD (5/8") LATE STYLE	63	7
10-35339	SCREW, WATER PUMP TO CYLINDER BLOCK (3/4")	61	29	10-39783	SCREW, PUSH ROD COVER TO CYLINDER BLOCK	65	32
10-35388	SCREW, EXHAUST ELBOW TO EXHAUST MANIFOLD BODY (1")	51	41	10-45488	BOLT, FUEL PUMP TO CYLINDER BLOCK (7/8")	23	2
10-35388	SCREW, EXHAUST ELBOW TO THERMOSTAT CONTAINER (LOWER) - 1"	47	31	10-45754	SCREW, BRACKET AND FLYWHEEL HOUSING TO BLOCK (2")	3	13
10-35388	SCREW, INTAKE MANIFOLD COVER TO EXHAUST MANIFOLD BODY (1")	51	36	10-45754	SCREW, BRACKET AND FLYWHEEL TO CYLINDER BLOCK (2")	53	8
10-35388	SCREW, RELIEF VALVE BODY TO EXHAUST MANIFOLD BODY (1")	45	16	10-46470	SCREW, OIL PUMP SCREEN SUPPORT CLAMPING	65	--
10-35388	SCREW, THERMOSTAT CONTAINER TO EXHAUST MANIFOLD (1")	45	24	10-46717	BOLT, CRANKSHAFT BEARING CAP TO CYLINDER BLOCK (2 31/32")	59	13
10-35388	SCREW, WATER OUTLET ELBOW TO EXHAUST MANIFOLD BODY (1")	41	20	10-46718	SCREW, WIRING HARNESS PLATE TO MOUNTING BRACKET (3/4")	3	15
10-35388	SCREW, WATER OUTLET ELBOW TO EXHAUST MANIFOLD BODY (1")	49	15	11-20083	NUT, STARTER SOLENOID TERMINAL (5/16")	3	21
10-35390	SCREW, OUTER AND INNER COVERS TO EXHAUST MANIFOLD BODY (1 3/4")	43	33	11-20087	NUT, EXHAUST MANIFOLD BODY STUD	41	12
10-35390	SCREW, INTAKE MANIFOLD COVER TO EXHAUST MANIFOLD BODY (1 3/4")	51	35	11-20087	NUT, EXHAUST MANIFOLD BODYSTUD	49	31
10-35581	SCREW, INTAKE COVER TO EXHAUST MANIFOLD (1 5/8")	41	4	11-20088	NUT, STARTER SOLENOID SCREW	5	30
10-35582	SCREW, INTAKE COVER TO EXHAUST MANIFOLD (1")	41	5	11-20184	NUT, BALLAST TO MOUNTING BRACKET SCREW	21	43
10-35585	SCREW, ROCKER VALVE COVER TO CYLINDER HEAD (3/4")	63	7	11-20190	NUT, INSTRUMENT PANEL TO DASH BOARD SCREW	67	20
				11-20190	NUT, REMOTE CONTROL CABLE SCREW	27	55
				11-20220	NUT, FRONT MOUNTING BRACKET ADJUSTING STUD (TOP)	57	45

PARTS INDEX

Part Number	Description	Pg.	Ref. No.	Part Number	Description	Pg.	Ref. No.
11-20586	NUT, FLAME ARRESTOR MOUNTING STUD (TOP)	25	36	11-26419	NUT, WIRING HARNESS CLAMP SCREW	53	16
11-20586	NUT, REMOTE CONTROL CABLE STUD	39	44	11-26419	NUT, WIRING HARNESS CLIP SCREW	7	23
11-20586	NUT, REMOTE CONTROL CABLE STUD	47	35	11-26419	NUT, WIRING HARNESS LEAD SCREW	7	15
11-20586	NUT, REMOTE CONTROL CABLE STUD	51	46	11-26419	NUT, WIRING HARNESS LEAD SCREW	7	9
11-20586	NUT, THROTTLE LEVER SCREW	27	51	11-28517	NUT, BRACKET AND FLYWHEEL HOUSING SCREW	53	10
11-20645	NUT, AMMETER GAUGE TERMINAL (#10)	69	35	11-28517	NUT, SOLENOID SWITCH TERMINAL (LARGE)	7	16
11-20645	NUT, IGNITION COIL TERMINAL	21	35	11-28941	NUT, FLAME ARRESTOR MOUNTING STUD (BOTTOM)	25	32
11-20645	NUT, JUMPER WIRE SCREW	69	48	11-29250	NUT, CARBURETOR MOUNTING STUD	27	58
11-20645	NUT, OIL PRESSURE GAUGE TERMINAL (#10)	67	6	11-29250	NUT, COVER PLATE SCREW	53	5
11-20645	NUT, OIL PRESSURE GAUGE TERMINAL (#10)	67	6	11-30708	NUT, JAM - FRONT MOUNTING BRACKET ADJUSTING STUD (BOTTOM)	57	50
11-20645	NUT, RESISTOR TERMINAL STUD (10-32)	13	48	11-30968	NUT, SUPPORT SCREW	11	31
11-20645	NUT, STARTER SOLENOID TERMINAL (10-32)	3	23	11-32219	NUT, FLYWHEEL HOUSING SCREW	53	10
11-20645	NUT, TACHOMETER LIGHT SOCKET TERMINAL (#10)	67	27	11-32882	NUT, FRONT MOUNTING BRACKET ADJUSTING STUD	57	46
11-20645	NUT, TACHOMETER TERMINAL (#10)	67	23	11-33249	NUT, BATTERY TERMINAL STUD (3/8-16)	13	54
11-20645	NUT, WATER TEMPERATURE GAUGE TERMINAL (#10)	69	41	11-33252	NUT, SWITCH TERMINAL STUD (8-32)	13	58
11-20645	NUT, WATER TEMPERATURE GAUGE TERMINAL (#10)	69	41	11-33255	NUT, SWITCH TERMINAL STUD (8-32)	13	--
11-20645	NUT, WATER TEMPERATURE SENDER AND OIL PRESSURE SENDER TERMINAL	5	35	11-33267	NUT, BATTERY AND MOTOR TERMINAL STUD (3/8-16)	13	52
11-20890	NUT, CLAMP SCREW	35	42	11-33272	NUT, ROTOR TO DRIVE END FRAME	15	16
11-20890	NUT, FUEL LINE CLIP SCREW	25	23	11-33277	NUT, IGNITION COIL TERMINAL	19	35
11-21270	NUT, FUSE BLOCK SCREW	69	57	11-33962	NUT, FLYWHEEL STUD	59	19
11-21310	NUT, CHOKE PIPE TO CARBURETOR AND CHOKE OVEN CONNECTOR	25	41	11-34474	NUT, CONNECTING ROD CAP BOLT	59	22
11-24652	NUT, EXHAUST ELBOW SCREW	39	38	11-34516	NUT, ROCKET VALVE ARM STUD	63	16
11-24652	NUT, EXHAUST ELBOW SCREW	45	29	11-35206	NUT, SEALING - FIELD AND GROUND BRUSH STUD	17	51
11-24883	NUT, EXHAUST MANIFOLD BODY STUD	33	12	11-35215	NUT, FUEL PUMP OUTLET TEE	23	-
11-25269	NUT, ALTERNATOR SCREW	7	33	11-38026	NUT, FIELD AND GROUND BRUSH STUD (LOWER)	17	50
11-26419	NUT, DIODE JUNCTION TERMINAL	15	29	11-38026	NUT, FIELD AND GROUP BRUSH STUD (UPPER)	17	54
11-26419	NUT, GROUND TERMINAL	17	40	12-20128	WASHER, REMOTE CONTROL CABLE SCREW	27	53
11-26419	NUT, OIL PRESSURE GAUGE TERMINAL (#8)	67	8	12-20192	WASHER, ALTERNATOR GROUND TERMINAL	9	45
11-26419	NUT, SOLENOID SWITCH TERMINAL (SMALL)	7	17	12-20192	WASHER, CONDENSER TERMINAL SCREW	17	32

PARTS INDEX

Part Number	Description	Pg.	Ref. No.	Part Number	Description	Pg.	Ref. No.
12-20192	WASHER, GROUND TERMINAL	17	38	12-22937	WASHER, FLAME ARRESTOR MOUNTING STUD	25	35
12-20192	WASHER, OIL PRESSURE GAUGE TERMINAL (#8) . .	67	7	12-22937	WASHER, THROTTLE LEVER SCREW	27	49
12-20192	WASHER, WATER TEMPERATURE GAUGE TERMINAL (#8)	69	42	12-24662	WASHER, CARBURETOR AND THROTTLE LEVEL LINK ROD	25	45
12-20553	WASHER, ALTERNATOR BRACE SCREW	7	28	12-24662	WASHER, FUEL LINE CLIP SCREW	25	22
12-20553	WASHER, ALTERNATOR MOUNTING BRACKET SCREW	9	37	12-26168	WASHER, ALTERNATOR BRACE SCREW	7	30
12-20553	WASHER, ALTERNATOR MOUNTING BRACKET SCREW	9	44	12-26825	WASHER, ALTERNATOR MOUNTING BRACKETS SCREW	9	41
12-20553	WASHER, EXHAUST MANIFOLD BODY STUD AND SCREW	33	10	12-28927	WASHER, BALLAST TO MOUNTING BRACKET SCREW	21	42
12-20553	WASHER, EXHAUST MANIFOLD BODY STUD AND SCREW	41	11	12-29245	WASHER, ROCKER VALVE COVER SCREW	63	8
12-20553	WASHER, EXHAUST MANIFOLD BODY STUD AND SCREW	49	30	12-30164	WASHER, IGNITION COIL TERMINAL	21	34
12-20553	WASHER, IGNITION COIL SCREW	21	45	12-30191	WASHER, WIRING HARNESS LEADS SCREW	21	40
12-20670	WASHER, BRUSH HOLDER SCREW	17	57	12-32552	WASHER, FRONT MOUNTING BRACKET . . .	55	27
12-20878	WASHER TEMPERATURE GAUGE TERMINAL (#10) .	69	40	12-32552	WASHER, FRONT MOUNTING BRACKET ADJUSTING STUD	57	41
12-20878	WASHER, AMMETER GAUGE TERMINAL (#10) .	69	34	12-32638	WASHER, FRONT MOUNTING BRACKET ADJUSTING STUD	57	44
12-20878	WASHER, INSTRUMENT PANEL TO DASH BOARD SCREW	67	19	12-32639	WASHER, FRONT MOUNTING BRACKET . . .	55	26
12-20878	WASHER, OIL PRESSURE GAUGE TERMINAL (#10) .	67	5	12-32648	WASHER, STARTER MOTOR BOLT (EARLY STYLE ONLY)	7	5
12-20878	WASHER, TACHOMETER LIGHT SOCKET TERMINAL (#10)	67	26	12-33072	WASHER, FRONT MOUNTING BRACKET ADJUSTING STUD	57	41
12-20878	WASHER, TACHOMETER TERMINAL (#10)	67	22	12-33110	WASHER, FIBER - AMMETER GAUGE TERMINAL	69	33
12-20878	WASHER, WATER TEMPERATURE SENDER AND OIL PRESSURE SENDER TER	5	34	12-33110	WASHER, FIBER - INSTRUMENT PANEL TO DASH BOARD SCREW . .	67	18
12-20959	WASHER, FRONT MOUNTING BRACKET ADJUSTING STUD	57	43	12-33110	WASHER, FIBER - OIL PRESSURE GAUGE TERMINAL	67	3
12-21631	WASHER, REMOTE CONTROL CABLE STUD .	39	43	12-33110	WASHER, FIBER - WATER TEMPERATURE GAUGE TERMINAL	69	38
12-21631	WASHER, REMOTE CONTROL CABLE STUD .	47	34	12-33258	WASHER, LEATHER - COMMUTATOR END FRAME	11	18
12-21631	WASHER, REMOTE CONTROL CABLE STUD .	51	44	12-33279	WASHER, PLASTIC - COVER SCREW	13	61
12-22248	WASHER, BRACKET AND SPACER BLOCK SCREW	55	33	12-33279	WASHER, PLASTIC - SWITCH TERMINAL STUD (#8)	13	57
12-22887	WASHER, VOLTAGE REGULATOR MOUNT SCREW	3	6				

PARTS INDEX

Part Number	Description	Pg.	Ref. No.	Part Number	Description	Pg.	Ref. No.
12-33289	WASHER, BATTERY AND MOTOR TERMINAL STUD (3/8)	13	51	13-26996	LOCKWASHER, AIR HORN TO FLOAT BOWL SCREW	29	5
12-33328	WASHER, INSULATING - CONDENSER TERMINAL SCREW	17	34	13-26996	LOCKWASHER, IGNITION COIL TERMINAL	21	34
12-35199	WASHER, GROUND BRUSH STUD	17	52	13-26996	LOCKWASHER, STARTER SOLENOID TERMINAL (#10)	3	22
12-35935	WASHER, FLYWHEEL STUD	59	18	13-26996	LOCKWASHER, SUPPORT SCREW	11	30
12-36103	WASHER, FRONT MOUNTING BRACKET ADJUSTING STUD	57	42	13-26996	LOCKWASHER, WIRING HARNESS CLAMP SCREW	55	14
12-36104	WASHER, RUBBER - FRONT MOUNTING BRACKET ADJUSTING STUD	57	41	13-32993	LOCKWASHER, BRACKET AND SPACER BLOCK SCREW	55	32
12-36275	WASHER, ROTOR	19	19	13-33028	LOCKWASHER, THROTTLE BODY TO FLOAT BOWL SCREW	31	58
12-37828	WASHER, FRONT MOUNTING BRACKET SCREW	55	38	13-33029	LOCKWASHER, VENTURI CLUSTER TO FLOAT BOWL SCREW (OUTER)	29	22
12-38024	WASHER, BRUSH HOLDER SCREW	17	57	13-33065	LOCKWASHER, FRONT MOUNTING BRACKET ADJUSTING STUD	57	49
12-38027	WASHER, CONDENSER TERMINAL SCREW	17	32	13-33251	LOCKWASHER, FIELD COIL LEAD SCREW	13	63
13-26992	LOCKWASHER, INTAKE COVER SCREW	41	6	13-33253	LOCKWASHER, RESISTOR TERMINAL STUD (#10)	13	47
13-26992	LOCKWASHER, INTAKE MANIFOLD COVER SCREW	33	6	13-33268	LOCKWASHER, SWITCH TERMINAL STUD (#8)	13	59
13-26992	LOCKWASHER, OUTER AND INNER COVERS SCREW	35	35	13-33276	LOCKWASHER, SWITCH TERMINAL STUD (#8)	13	--
13-26992	LOCKWASHER, RELIEF VALVE BODY SCREW	37	25	13-33309	WASHER, WAVE - ROTOR NUT	15	15
13-26992	LOCKWASHER, STARTER SOLENOID SCREW	5	29	13-34383	LOCKWASHER, CONDENSER TERMINAL SCREW	15	31
13-26992	LOCKWASHER, WATER OUTLET ELBOW SCREW	33	20	13-34383	LOCKWASHER, DIODE JUNCTION TERMINAL	15	28
13-26993	LOCKWASHER, ALTERNATOR MOUNTING BRACKETS SCREW	9	40	13-35198	LOCKWASHER, FIELD AND GROUP BRUSH STUD (LOWER)	17	49
13-26993	LOCKWASHER, BRACKET SCREW -CAST IRON MANIFOLD	5	27	13-35207	WASHER, WAVE - FIELD AND GROUND BRUSH STUD (LOWER)	17	48
13-26993	LOCKWASHER, STARTER SOLENOID TERMINAL (5/16")	3	20	13-35208	WASHER, WAVE - FIELD AND GROUND BRUSH STUD (UPPER)	17	53
13-26994	LOCKWASHER, FUSE BLOCK SCREW	69	56	13-37459	LOCKWASHER, ALTERNATOR BRACE SCREW	7	27
13-26995	LOCKWASHER, BRUSH HOLDER SCREW	17	56	13-37459	LOCKWASHER, ALTERNATOR MOUNTING BRACKET SCREW	9	36
13-26995	LOCKWASHER, GROUND TERMINAL	17	39	13-37459	LOCKWASHER, ALTERNATOR MOUNTING BRACKET SCREW	9	43
13-26995	LOCKWASHER, WIRING HARNESS CLAMP SCREW	53	14	13-37459	LOCKWASHER, BATTERY TERMINAL STUD (3/8)	13	53
13-26995	LOCKWASHER, WIRING HARNESS CLIP SCREW	7	21				
13-26995	LOCKWASHER, WIRING HARNESS LEAD SCREW	7	14				
13-26995	LOCKWASHER, WIRING HARNESS LEAD SCREW	7	8				

PARTS INDEX

Part Number	Description	Pg.	Ref. No.	Part Number	Description	Pg.	Ref. No.
13-37459	LOCKWASHER, EXHAUST MANIFOLD BODY STUD AND SCREW	33	11	16-34612	STUD, EXHAUST MANIFOLD BODY TO CYLINDER HEAD (1 1/2")	33	8
13-37459	LOCKWASHER, EXHAUST MANIFOLD BODY STUD AND SCREW	41	10	16-35202	STUD, FIELD AND GROUND BRUSH - BRUSH HOLDER	17	46
13-37459	LOCKWASHER, EXHAUST MANIFOLD BODY STUD AND SCREW	49	29	16-35897	STUD, REMOTE CONTROL CABLE TO EXHAUST ELBOW	51	43
13-37459	LOCKWASHER, FLYWHEEL HOUSING SCREW	53	9	16-36100	STUD, ADJUSTING - FRONT MOUNTING BRACKET . . .	57	39
13-37459	LOCKWASHER, FRONT MOUNTING BRACKET SCREW	55	37	17-24190	PIN, PLUNGER TO SHIFT LEVER	11	38
13-37459	LOCKWASHER, LIFTING EYE SCREW	55	22	17-33037	PIN, HINGE - FLOAT TO AIR HORN	29	11
13-39107	LOCKWASHER, PULLY AND HUB SCREW	61	33	17-33049	PIN, CHOKE PISTON TO CHOKE PISTON LEVER . .	29	38
15-34533	SHIM UNIT, BEARING CAP - FRONT AND INTERMEDIATE	59	--	17-33257	PIN, DOWEL - FIELD FRAME TO DRIVE END HOUSING	11	33
15-34534	SHIM UNIT, BEARING CAP - REAR	59	--	17-33280	PIN, GROUND AND INSULATED HOLDER TO SUPPORT	11	27
16-20500	STUD, FLAME ARRESTOR MOUNTING - CARBURETOR	25	34	17-33649	PIN, DRIVE GEAR TO MAIN SHAFT	19	5
16-32579	STUD, ADJUSTING - FRONT MOUNTING BRACKET . . .	57	39	18-26953	COTTER PIN, LINK ROD TO CARBURETOR	27	46
16-32808	STUD, FLYWHEEL TO ENGINE CUOPLING	59	16	19-32862	BUTTON, PLUG - INSTRUMENT PANEL (SMALL)	67	15
16-32908	STUD, EXHAUST MANIFOLD BODY TO CYLINDER HEAD (1 5/16")	33	-	19-32863	BUTTON, PLUG - INSTRUMENT PANEL (LARGE)	67	14
16-33111	STUD, CARBURETOR MOUNTING - INTAKE MANIFOLD COVER	27	57	19-33041	WELCH PLUG, CHOKE HOUSING	29	35
16-33262	STUD, SWITCH TERMINAL (8-32)	13	55	19-34270	PLUG, EXPANSION - CYLINDER BLOCK (1 5/8" DIA.)	59	2
16-33288	STUD, BATTERY TERMINAL (3/8-16)	13	50	19-34271	PLUG, EXPANSION - CYLINDER BLOCK (2" DIA.)	59	2
16-33299	STUD, MOTOR TERMINAL (3/8-16)	13	49	19-34272	PLUG, EXPANSION - CYLINDER HEAD (15/16" DIA.)	63	21
16-33304	STUD, RESISTOR TERMINAL (10-32)	13	45	19-34487	PLUG, PIPE - CYLINDER BLOCK (3/8")	59	4
16-33526	STUD, REMOTE CONTROL CABLE TO EXHAUST ELBOW	39	41	19-34488	PLUG, EXPANSION - CAMSHAFT BEARING HOLE	59	3
16-33526	STUD, REMOTE CONTROL CABLE TO EXHAUST ELBOW	47	32	19-37531	PLUG, OIL CHANNEL - CYLINDER BLOCK	59	-
16-34521	STUD, VALVE ROCKER ARM (.013 O.S.)	63	20	21-20028	WASHER, VOLTAGE REGULATOR SCREW . . .	3	10
16-34522	STUD, VALVE ROCKER ARM (.003 O.S.)	63	20	22-20445	NIPPLE, BLEED HOSE TO DISTRIBUTION BLOCK . . .	39	45
16-34612	STUD, EXHAUST MANIFOLD BODY TO CYLINDER HEAD (1 1/2")	41	9	22-20445	NIPPLE, BLEED HOSE TO RELIEF VALVE BODY . . .	39	48
16-34612	STUD, EXHAUST MANIFOLD BODY TO CYLINDER HEAD (1 1/2")	49	27	22-21373	CONNECTOR, CHOKE OVEN COVER TO CHOKE PIPE . .	33	17
				22-21373	CONNECTOR, CHOKE OVEN COVER TO CHOKE PIPE . .	41	17

PARTS INDEX

Part Number	Description	Pg.	Ref. No.	Part Number	Description	Pg.	Ref. No.
22-28624	TEE, FITTING - FUEL FILTER	25	15	22-33060	NIPPLE, BLEED HOSE TO WATER OUTLET ELBOW	47	36
22-28624	TEE, FITTING - FUEL FITTING	23	9	22-33060	NIPPLE, BLEED HOSE TO WATER OUTLET ELBOW	49	7
22-30174	ELBOW, BLEED TUBE TO THERMOSTAT CONTAINER	47	43	22-33060	NIPPLE, BLEED TO THERMOSTAT CONTAINER	39	45
22-30174	FITTING, FUEL INLET - FUEL LINE TO FUEL FILTER	23	-	22-33060	NIPPLE, VENT HOSE TO CARBURETOR	25	37
22-30175	SLEEVE, COMPRESSION - BLEED TUBE ELBOW	47	45	22-33198	PLUG, EXHAUST ELBOW	51	54
22-30175	SLEEVE, FUEL INLET FITTING	23	-	22-35218	TEE, FUEL PUMP OUTLET	23	4
22-30177	NUT, COMPRESSION - BLEED TUBE ELBOW	47	44	22-35218A2	FUEL RETURN LINE ASSEMBLY(N.L.A.-SEE NOTE BELOW)	23	-
22-30177	NUT, FUEL INLET FITTING	23	-	22-35224	RESTRICTOR, FUEL FILTER TEE TO FUEL RETURN LINE 1	23	10
22-32715	ELBOW, DRAIN HOSE - EXHAUST ELBOW	39	30	22-35224	RESTRICTOR, FUEL RETURN LINE TO TEE	23	5
22-32715	ELBOW, DRAIN HOSE - EXHAUST ELBOW	45	21	22-35471	TEE, FUEL LINE TO CARBURETOR	25	14
22-32715	ELBOW, WATER INLET HOSE - EXHAUST MANIFOLD BODY	33	27	22-35471	TEE, FUEL LINE TO CARBURETOR	25	18
22-32715	ELBOW, WATER INLET HOSE - EXHAUST MANIFOLD BODY	41	26	22-35471A1	FUEL RETURN LINE ASSEMBLY LATE STYLE WITH FUEL FILTER MOUNTED	23	-
22-32802	PLUG, PIPE - EXHAUST MANIFOLD BODY	49	9	22-36106	TEE, EXHAUST ELBOW	51	47
22-32802	PLUG, PIPE - OUTER WATER JACKET COVER	35	36	22-36373	PLUG, EXHAUST ELBOW (UNDER BEND)	51	42
22-32802	PLUG, PIPE - OUTER WATER JACKET COVER	43	34	22-36382	PLUG, PIPE - EXHAUST MANIFOLD BODY	49	21
22-32802	PLUG, RELIEF VALVE BODY	37	--	22-36382	PLUG, PIPE - INTAKE MANIFOLD COVER	33	3
22-32803	PLUG, PIPE - EXHAUST ELBOW	39	39	22-36382	PLUG, PIPE - INTAKE MANIFOLD COVER	41	3
22-32803	PLUG, PIPE - EXHAUST ELBOW	45	30	22-36382	PLUG, PIPE - INTAKE MANIFOLD COVER	49	34
22-32803	PLUG, PIPE - EXHAUST ELBOW TEE (3/8-18)	51	48	22-36382	PLUG, WATER DRAIN - CYLINDER BLOCK	59	5
22-32804	PLUG, PIPE - WATER OUTLET ELBOW	37	14	22-37372	PLUG, PIPE - EXHAUST ELBOW (1/2-14)	51	55
22-32804	PLUG, PIPE - WATER OUTLET ELBOW	49	6	22-38060	CAP, STAND PIPE	45	13
22-32804	PLUG, PIPE WATER OUTLET ELBOW	45	3	22-38062	FITTING, EXHAUST ELBOW	51	56
22-32804	PLUG, WATER OUTLET HOUSING	37	2	22-39446	NIPPLE, VENT HOSE TO CARBURETOR	25	37
22-32820	CONNECTOR, ROCKER VALVE COVER (VENT HOSE)	63	5	22-45122	CHECK VALVE, FUEL LINE	25	16
22-32876	NIPPLE, FUEL FILTER TO FUEL PUMP	25	25	23-21309	SLEEVE, CHOKE PIPE TO CHOKE OVEN CONNECTOR NUT	25	42
22-32974	ADAPTOR, OIL PRESSURE SENDER	5	33	23-28626	SPACER, VOLTAGE REGULATOR MOUNT	3	7
22-33060	NIPPLE, BLEED HOSE TO EXHAUST MANIFOLD BODY	51	53	23-31866	SPACER, REMOTE CONTROL CABLE STUD	39	42
22-33060	NIPPLE, BLEED HOSE TO THERMOSTAT CONTAINER	47	39	23-31866	SPACER, REMOTE CONTROL CABLE STUD	47	33
				23-31866	SPACER, REMOTE CONTROL CABLE STUD	51	45
				23-32727	SPACER, ALTERNATOR SCREW	7	32

PARTS INDEX

Part Number	Description	Pg.	Ref. No.	Part Number	Description	Pg.	Ref. No.
23-32756	SPACER, FRONT MOUNTING BRACKET ADJUSTING STUD	57	40	24-33050	SPRING, IDLE ADJUSTING NEEDLE	31	55
23-32796	BUSHING, THROTTLE LEVER SCREW	27	50	24-33265	SPRING, CONTACT AND PUSH ROD TENSION . . .	13	43
23-32818	BUSHING, REMOTE CONTROL CABLE SCREW	27	54	24-33285	SPRING, FIELD FRAME BRUSH	11	32
23-32914	SLEEVE, INSTRUMENT PANEL JUMPER WIRE . . .	69	49	24-33298	SPRING, PLUNGER RETURN - SOLENOID SWITCH . . .	11	39
23-33064	SLEEVE, FRONT MOUNTING BRACKET ADJUSTING STUD	57	48	24-33306	SPRING, SHIFT LEVER TENSION - ARMATURE . .	11	11
23-33278	BUSHING, DRIVE END HOUSING	11	2	24-33368	SPRING, CLUTCH DRIVE . .	11	8
23-33369	BUSHING, GEAR END - CLUTCH DRIVE	11	7	24-33652	SPRING, BREAKER CAM ADVANCE WEIGHT	19	8
23-34454	BEARING SET (4 PAIR), CONNECTING ROD (STANDARD)	59	23	24-34520	SPRING, VALVE	63	15
23-34456	BEARING SET (3 PAIR), CAMSHAFT	59	9	24-35087A1	SPRING ASSEMBLY, RELIEF VALVE BODY	37	19
23-34463	BEARING SET (5 PAIR), CRANKSHAFT MAIN (STANDARD)	59	10	24-35087A1	SPRING ASSEMBLY, RELIEF VALVE BODY	45	8
23-34469	BEARING, THRUST - CAMSHAFT	61	35	24-35214	SPRING, VALVE	63	15
23-34475	BEARING (PAIR), CONNECTING ROD (.001 U.S.)	61	23	24-35875	SPRING, THROTTLE RETURN - CARBURETOR	25	43
23-34476	BEARING (PAIR), CONNECTING ROD (.002 U.S.)	61	23	25-25429	"O" RONG, PUSH ROD COVER SCREW	65	33
23-34477	BEARING (PAIR), CONNECTING ROD (.010 U.S.)	61	23	25-28627	GROMMET, VOLTAGE REGULATOR MOUNT . . .	3	8
23-34478	BEARING (PAIR), CONNECTING ROD (.020 U.S.)	61	23	25-33302	GROMMET, FIELD COIL - FIELD FRAME	11	16
23-34494	BEARING SET (5PAIR), CRANKSHAFT MAIN (.001 U.S.)	59	10	25-33312	SLINGER, GREASE - DRIVE END FRAME	15	6
23-34495	BEARING SET (5PAIR), CRANKSHAFT MAIN (.002 U.S.)	59	10	25-33666	GROMMET, MOUNTING PLATE - PRIMARY WIRE .	19	16
23-34496	BEARING SET (5PAIR), CRANKSHAFT MAIN (.010 U.S.)	59	10	26-33339	SEAL, SLIP RING END FRAME ROLLER BEARING - INNER	15	21
23-34497	BEARING SET (5PAIR), CRANKSHAFT MAIN (.020 U.S.)	59	10	26-33348	SEAL, SLIP RING END FRAME ROLLER BEARING - OUTER	15	19
23-34547	SPACER, STARTER MOTOR	7	2	26-34217	SEAL, RUBBER - VALVE STEM	73	12
23-35168	BEARING, DISTRIBUTOR PILOT SHAFT	59	6	26-34217	SEAL, VALVE SPRING CAP .	63	13
23-35903	SPACER, FLYWHEEL HOUSING MOUNT	53	2	26-34218	OIL SEAL, CRANKCASE COVER	65	48
23-35903	SPACER, FRONT MOUNTING BRACKET . . .	55	28	26-34462	OIL SEAL UNIT, CRANKSHAFT REAR BEARING	59	14
23-36101	SPACER, FRONT MOUNTING BRACKET ADJUSTING STUD	57	40	27-32019	GASKET, RELIEF VALVE BODY CAP	37	21
				27-32019	GASKET, RELIEF VALVE BODY CAP	45	10
				27-32809	GASKET, INNER WATER COVER TO EXHAUST MANIFOLD	73	3
				27-32809	GASKET, INNER WATER JACKET COVER TO EXHAUST MANIFOLD BODY	33	30
				27-32810	GASKET, OUTER WATER COVER TO INNER WATER COVER	73	2

PARTS INDEX

Part Number	Description	Pg.	Ref. No.	Part Number	Description	Pg.	Ref. No.
27-32811	GASKET, RELIEF VALVE BODY	37	23	27-33746	GASKET, FUEL FILTER ELEMENT	25	29
27-32811	GASKET, RELIEF VALVE BODY	73	8	27-33918	GASKET, DISTRIBUTION BLOCK TO WATER OUTLET HOUSING	73	13
27-32812	GASKET, THERMOSTAT CONTAINER	39	32	27-33918	GASKET, WATER OUTLET HOUSING TO DISTRIBUTION BLOCK	37	4
27-32812	GASKET, THERMOSTAT CONTAINER	73	10	27-33956	GASKET, WATER PUMP	61	27
27-32813	GASKET, EXHAUST ELBOW	39	35	27-33956	GASKET, WATER PUMP TO CYLINDER BLOCK	73	21
27-32813	GASKET, EXHAUST ELBOW	73	5	27-34041	GASKET, ROCKER VALVE COVER TO CYLINDER HEAD	63	10
27-32814	GASKET, EXHAUST MANIFOLD ELBOW	33	21	27-34041	GASKET, ROCKER VALVE COVER TO CYLINDER HEAD	73	15
27-32814	GASKET, WATER OUTLET ELBOW	73	7	27-34047	GASKET, INTAKE MANIFOLD COVER	33	2
27-32815	GASKET OVEN COVER	49	24	27-34047	GASKET, INTAKE MANIFOLD COVER	41	2
27-32815	GASKET, CHOKE OVEN COVER	33	15	27-34047	GASKET, INTAKE MANIFOLD COVER	73	4
27-32815	GASKET, CHOKE OVEN COVER	41	15	27-34206	GASKET SET, OIL PAN	73	18
27-32815	GASKET, CHOKE OVEN COVER	73	6	27-34208	GASKET, PUSH ROD COVER	65	34
27-32816	GASKET, EXHAUST MANIFOLD BODY TO CYLINDER HEAD	33	13	27-34208	GASKET, PUSH ROD COVER TO CYLINDER BLOCK	73	17
27-32816	GASKET, EXHAUST MANIFOLD BODY TO CYLINDER HEAD	41	13	27-34213	GASKET, FUEL PUMP MOUNTING	23	3
27-32816	GASKET, EXHAUST MANIFOLD BODY TO CYLINDER HEAD	51	37	27-34213	GASKET, FUEL PUMP TO CYLINDER BLOCK	73	20
27-32816	GASKET, EXHAUST MANIFOLD TO CYLINDER HEAD	73	1	27-34213A1	GASKET SET, MISCELLANEOUS	73	--
27-32816	GASKET, EXHAUST MANIFOLD TO CYLINDER HEAD	73	16	27-34216	GASKET, CRANKCASE COVER	65	50
27-32910	GASKET, CARBURETOR FLANG(INCLUDED WITH)	31	--	27-34216	GASKET, CRANKCASE FRONT COVER TO CYLINDER BLOCK	73	22
27-32910	GASKET, CARBURETOR TO INTAKE MANIFOLD COVER	27	56	27-34273	GASKET, CYLINDER HEAD TO CYLINDER BLOCK	63	23
27-32910	GASKET, CARBURETOR TO INTAKE MANIFOLD COVER	73	9	27-34273	GASKET, CYLINDER HEAD TO CYLINDER BLOCK	73	14
27-33273	GASKET, BALL BEARING RETAINER PLATE	15	8	27-34460	GASKET, OIL PUMP COVER	65	--
27-33347	GASKET, BRUSH HOLDER	17	44	27-34486	GASKET, DISTRIBUTOR	19	24
27-33680	GASKET, WATER OUTLET ELBOW	37	17	27-34486	GASKET, DISTRIBUTOR TO CYLINDER BLOCK	73	19
27-33680	GASKET, WATER OUTLET ELBOW	45	5	27-34502	GASKET, OIL PAN DRAIN SCREW	65	46
27-33680	GASKET, WATER OUTLET ELBOW	49	4	27-34604A1	GASKET SET, CYLINDER HEAD	73	--
27-33680	GASKET, WATER OUTLET HOUSING TO CYLINDER HEAD	63	24	27-34605A1	GASKET SET, EXHAUST MANIFOLD ALUMINUM MANIFOLD	73	-
27-33680	GASKET, WATER OUTLET HOUSING TO CYLINDER HEAD	73	11	27-35140	GASKET, INNER WATER COVER TO EXHAUST MANIFOLD	73	3
				27-35140	GASKET, INNER WATER JACKET COVER TO EXHAUST MANIFOLD BODY	41	29

PARTS INDEX

Part Number	Description	Pg.	Ref. No.	Part Number	Description	Pg.	Ref. No.
27-35142	GASKET, OUTER COVER TO INNER COVER	41	31	32-32801A1	PIPE ASSEMBLY, CHOKE - CARBURETOR TO CHOKE OVEN CONNECTOR	25	39
27-35142	GASKET, OUTER WATER COVER TO INNER WATER COVER	73	2	32-32840	HOSE, BLEED - DISTRIBUTION BLOCK TO RELIEF VALVE BODY (11 1/	39	46
27-35144	GASKET, RELIEF VALVE BODY	45	15	32-32843	HOSE, DRAIN - RELIEF BODY TO EXHAUST ELBOW	37	28
27-35144	GASKET, RELIEF VALVE BODY	73	8	32-32843	HOSE, DRAIN - RELIEF VALVE BODY TO EXHAUST ELBOW	45	19
27-35146	GASKET, THERMOSTAT CONTAINER	45	23	32-32844	HOSE, WATER INLET - EXHAUST MANIFOLD BODY ELBOW TO DRIVE UNI	33	28
27-35146	GASKET, THERMOSTAT CONTAINER	73	10	32-32844	HOSE, WATER INLET - EXHAUST MANIFOLD BODY ELBOW TO DRIVE UNI	41	27
27-35147	GASKET, EXHAUST ELBOW	45	26	32-32846	HOSE, VENT - CARBURETOR TO ROCKET VALVE COVER CONNECTOR	25	38
27-35147	GASKET, EXHAUST ELBOW	73	5	32-32875	FUEL LINE, FUEL PUMP TO FUEL FILTER	23	8
27-35150	GASKET, EXHAUST MANIFOLD ELBOW	41	19	32-33484	HOSE, WATER OUTLET ELBOW TO WATER PUMP	33	22
27-35150	GASKET, WATER OUTLET ELBOW	73	7	32-33484	HOSE, WATER OUTLET ELBOW TO WATER PUMP	49	17
27-35216	GASKET, FUEL PUMP OUTLET TEE	23	-	32-33484	HOSE, WATER OUTLET ELBOW TO WATERPUMP	41	21
27-35440A1	GASKET SET, EXHAUST MANIFOLDALUMINUM MANIFOLD	73	-	32-33485	HOSE, WATER OUTLET ELBOW TO RELIEF VALVE BODY	37	15
27-35894	GASKET, EXHAUST ELBOW	51	40	32-33485	HOSE, WATER OUTLET ELBOW TO RELIEF VALVE BODY	45	2
27-35894	GASKET, EXHAUST ELBOW	73	5A	32-34394	HOSE, BLEED - ELBOW TO THERMOSTAT CONTAINER (19 3/8") . . .	47	37
27-35895	GASKET, WATER OUTLET ELBOW	49	14	32-34394	HOSE, BLEED - OUTLET ELBOW TO THERMOSTAT CONTAINER (19 3/8") . . .	39	46
27-35895	GASKET, WATER OUTLET ELBOW	73	7A	32-34394	HOSE, BLEED - WATER OUTLET ELBOW TO EXHAUST MANIFOLD (19 3/8	51	51
27-35898	GASKET, INTAKE MANIFOLD COVER	49	33	32-34535	NOZZLE, OIL - TIMING GEAR	61	34
27-35898	GASKET, INTAKE MANIFOLD COVER	73	4A	32-34540	TUBE, OIL LEVEL GAUGE . .	63	30
27-35898A1	GASKET SET, EXHAUST MANIFOLD(CAST IRON MANIFOLD)	73	-	32-35469	FUEL LINE, RESTRICTOR TO CARBURETOR TEE (36 1/4")	23	11
27-38061	GASKET, STAND PIPE CAP	45	14	32-35470	FUEL LINE, FUEL PUMP TO CARBURETOR TEE (27 1/2")	25	19
28-34466	KEY, PULLY AND GEAR LOCATING	61	40	32-35470	FUEL LINE, FUEL PUPM TO CARBURETOR TEE (27 1/2")	25	13
28-34514	KEY, VALVE STEM (2 PER VALVE)	63	11				
28-38030	KEY, DRIVE - PULLEY AND FAN (ROTOR)	15	2				
30-20802	BEARING, BALL - DRIVE END FRAME	15	7				
31-33355	BEARING, ROLLER - SLIP RING END FRAME	15	20				
32-30466	FUEL LINE, FUEL TANK TO FUEL PUMP	25	24				
32-30466	FUEL LINE, TEE TO FUEL TANK	23	6				
32-32749	HOSE, DISTRIBUTION BLOCK TO WATER OUTLET ELBOW	37	10				
32-32751	HOSE, WATER OUTLET ELBOW TO WATER PUMP	33	22				
32-32752	HOSE, DISTRIBUTION BLOCK TO RELIEF VALVE BODY	37	8				

PARTS INDEX

Part Number	Description	Pg.	Ref. No.	Part Number	Description	Pg.	Ref. No.
32-36107	HOSE, WATER INLET - EXHAUST ELBOW TEE (10 1/2")	51	49	54-20386	CLAMP, BLEED HOSE FASTENING	39	47
32-38065	HOSE, EXHAUST ELBOW TEE TO EXHAUST ELBOW FITTING	51	57	54-20386	CLAMP, BLEED HOSE FASTENING	47	38
32-38066	HOSE, OUTLET ELBOW TO MANIFOLD	45	2A	54-20386	CLAMP, BLEED HOSE FASTENING	51	52
32-38066	HOSE, WATER OUTLET ELBOW TO EXHAUST MANIFOLD	49	2	54-20387	CLAMP, BLEED HOSE FASTENING	39	47
32-38068	TUBE, BLEED - BLEED HOSE TO THERMOSTAT CONTAINER	47	42	54-22627	CLAMP, WIRING HARNESS TO EXHAUST MANIFOLD BODY (1/2")	49	10
32-38272	CLAMP, BLEED HOSE FASTENING	47	41	54-22627	CLAMP, WIRING HARNESS TO FLYWHEEL HOUSING	53	12
32-38272	HOSE, BLEED - BLEED TUBE TO WATER OUTLET ELBOW	47	40	54-22627	CLAMP, WIRING HARNESS TO STARTER MOTOR	7	19
32-45121	FUEL LINE, FUEL FILTER TO FUEL PUMP (8 3/4")	25	17	54-22690	CLAMP, WIRING HARNESS TO FLYWHEEL HOUSING	53	12
32-45489	TUBE, OIL LEVEL GAUGE	65	30	54-22740	CLAMP, BALLAST TO MOUNTING BRACKET	69	59
32-46471	NOZZLE, OIL - TIMING GEAR	61	34	54-22740	CLIP, WIRING HARNESS TO OUTER COVER	43	35
33-37405	SPARK PLUG (AC#C44N)	19	28	54-22740	CLIP, WIRING HARNESS TO OUTER WATER JACKET COVER	35	37
35-33602	SCREEN, FLAME ARRESTOR - BRUSH HOLDER	17	43	54-22875	CLAMP, WIRING HARNESS TO BOAT	71	65
35-33744	ELEMENT, FUEL FILTER	25	28	54-22875	CLAMP, WIRING HARNESS TO MOUNTING BRACKET	69	60
35-35217	STRAINER, FUEL PUMP OUTLET TEE	23	-	54-22875	CLIP, WIRING HARNESS TO BOAT	3	16
35-35382A1	FUEL FILTER ASSEMBLY	25	26	54-22875	CLIP, WIRING HARNESS TP PUSH ROD COVER	65	35
37-32851	DECAL, INSTRUMENT PANEL	67	16	54-23568	CLIP, WIRING HARNESS TO COIL BRACKET	21	46
37-32852	DECAL, ROCKER VALVE COVER	63	4	54-24871	CLAMP WIRING HARNESS TO MOUNTING BRACKET	69	60
37-36345	DECAL, ROCKER VALVE COVER - "110 H.P."	63	-	54-24871	CLAMP, WIRING HARNESS TO BOAT	71	65
38-31042	SERIAL PLATE	55	23	54-24871	CLAMP, WIRING HARNESS TO FLYWHEEL HOUSING	53	12
38-37338	INSERT, IGNITION SWITCH BEZEL LATE STYLE	67	13	54-24871	CLAMP, WIRING HARNESS TO FLYWHEEL HOUSING	53	12
39-34479	RING, PISTON - 4 SETS (STANDARD)	59	8	54-24871	CLAMP, WIRING HARNESS TO STARTER MOTOR	7	19
39-34556	RING, PISTON - 4 SETS (.20 O.S.)	59	8	54-26550	CLIP, WIRING HARNESS TO OUTER WATER JACKET COVER	35	37
39-34557	RING, PISTON- 4 SETS (.30 O.S.)	59	8	54-28938	CLAMP, FUEL LINE TO CYLINDER BLOCK	25	20
43-33664	GEAR, DRIVE - MAIN SHAFT	19	3	54-28938	CLAMP, FUEL LINES TO CYLINDER BLOCK	25	12
43-34465	GEAR, CRANKSHAFT	61	41	54-28938	CLAMP, WIRING HARNESS TO CYLINDER BLOCK	35	40
43-34467	GEAR, TIMING - CAMSHAFT (FIBER)	61	36	54-28938	CLAMP, WIRING HARNESS TO OUTER COVER	43	35
50-32703	STARTER MOTOR ASSEMBLY A8 FOR BREAKDOWN	7	1	54-32779	CLAMP, DRAIN HOSE TO RELIEF VALVE BODY AND EXHAUST ELBOW	37	29
50-32703	STARTER MOTOR ASSEMBLY, COMPLETE	11	-				
53-33290	RING, RETAINING - PINION STOP COLLAR	11	4				
53-33354	RING, RETAINING - SHIFT LEVER TO DRIVE END HOUSING SHAFT	11	36				

PARTS INDEX

Part Number	Description	Pg.	Ref. No.	Part Number	Description	Pg.	Ref. No.
54-32779	CLAMP, HOSE TO EXHAUST ELBOW TEE AND FITTING	51	58	54-46457	CLAMP, WIRING HARNESS TO BOAT	71	65
54-32779	CLAMP, HOSE TO EXHAUST MANIFOLD BODY ELBOW AND DRIVE UNIT	33	29	54-46997	CLAMP, WIRING HARNESS TO MOUNTING BRACKET	69	60
54-32779	CLAMP, HOSE TO EXHAUST MANIFOLD BODY ELBOW AND DRIVE UNIT	41	28	220-2282	FLYWHEEL, CRANKSHAFT	59	15
54-32779	CLAMP, WATER INLET HOSE FASTENING	51	50	274-34206	GASKET SET, OIL PAN	65	42
54-32780	CLAMP, HOSE TO DISTRIBUTION BLOCK AND RELIEF VALVE BODY	37	9	393-1286	SLEVE, TERMINAL END COVER	19	--
54-32780	CLAMP, HOSE TO WATER OUTLET ELBOW AND RELIEF VALVE BODY	45	6	423-2275	BALLAST	21	36
54-32780	CLAMP, HOSE TO WATER OUTLET ELBOW AND EXHAUST MANIFOLD	49	3	424-2276A1	CRANKSHAFT	61	39
54-32780	CLAMP, HOSE TO WATER OUTLET ELBOW AND RELIEF VALVE BODY	37	16		CAMSHAFT ASSEMBLY (INCLUDES 8 EACH OF B-2435214 SPRINGS)	61	24
54-32780	CLAMP, WIRING HARNESS ATTACHING	71	64	613-2277	CONNECTING ROD ASSEMBLY	59	20
54-32781	CLAMP, HOSE TO DISTRIBUTION BLOCK AND WATER OUTLET ELBOW	37	11	733-2231	PISTON AND PISTON PIN ASSEMBLY (.002 O.S.)	59	7
54-32781	CLAMP, HOSE TO WATER OUTLET ELBOW AND WATER PUMP	33	23	733-2274	PISTON AND PISTON PIN ASSEMBLY (.020 O.S.)	59	7
54-32781	CLAMP, HOSE TO WATER OUTLET ELBOW AND WATER PUMP	41	22	733-2278	PISTON AND PISTON PIN ASSEMBLY (STANDARD)	59	7
54-32781	CLAMP, HOSE TO WATER OUTLET ELBOW AND WATER PUMP	49	18	733-2279	PISTON AND PISTON PIN ASSEMBLY (.030 O.S.)	59	7
54-32874	CLIP, FUEL LINE TO CYLINDER BLOCK	23	7	736-2343	PISTON AND PISTON PIN ASSEMBLY (.001 O.S.)	59	7
54-33036	RETAINER, STAT COVER AND COIL TO CHOKE HOUSING SCREW	31	44	839-2281	CYLINDER BLOCK ASSEMBLY (SEE NOTE)	59	1
54-33271	CLAMP, LOCK - IGNITION COIL TERMINAL	19	34	839-2281	CYLINDER BLOCK ASSEMBLY(SEE PAGE 27 FOR BREAKDOWN)	63	28
54-33307	CLIP, SWITCH TERMINAL STUD	13	56	936-2284	CYLINDER HEAD ASSEMBLY	63	19
54-33329	CLIP, TERMINAL - STATOR LEADS	15	4	1336-2076	CARBURETOR ASSEMBLY B2 FOR BREAKDOWN	25	31
54-33361	CLIP, ROCKER VALVE COVER SCREW	63	9	1336-2076	CARBURETOR ASSEMBLY, COMPLETE	29	-
54-34550	CLIP, FUEL FEED PIPE	61	--	1397-2047	VALVE, CHOKE - CHOKE SHAFT	31	46
54-34764	EVE, LIFTING - FLYWHEEL HOUSING SCREW	53	6	1397-2048	LEVER, PUMP - AIR HORN	29	23
54-34764	EYE, LIFTING - CYLINDER BLOCK	55	20	1397-2050	PLUG, BALL - CHOKE HOUSING	29	34
54-38426	CLAMP, WATER PUMP COVER TO WATER PUMP	33	25	1397-2051	ROD, PUMP	29	26
54-38426	CLAMP, WATER PUMP COVER TO WATER PUMP	41	24	1397-2052	ROD, CHOKE	31	49
				1397-2054	PUMP SHAFT AND LEVER ASSEMBLY, AIR HORN	29	25
				1397-2056	CHOKE LEVER AND COLLAR ASSEMBLY, CHOKE SHAFT	31	48
				1397-2057	PALTE, BAFFLE-CHOKE HOUSING	29	40
				1397-2058	VENTURI CLUSTER ASSEMBLY, FLOAT BOWL	29	17
				1397-2059	CHOKE PISTON, CHOKE HOUSING	29	37
				1397-2060	FLOAT ASSEMBLY	29	10
				1397-2061	IDLE STOP SCREW, THROTTLE BODY	31	56
				1397-2062	IDLE ADJUSTING NEEDLE, THROTTLE BODY(INCLUDED WITH O)	31	54

PARTS INDEX

Part Number	Description	Pg.	Ref. No.	Part Number	Description	Pg.	Ref. No.
1397-2065	CHOPKE SHAFT ASSEMBLY	31	45				
1397-2066	LEVER ASSEMBLY, CHOKE						
	PISTON	29	36				
1397-2067	OFF ENGINE KIT	31	--				
1397-2069	AIR HORN	29	1				
1397-2070	THROTTLE BODY						
	ASSEMBLY	31	52				
1397-2071	CAM, FAST IDLE - FLOAT						
	BOWL	31	50				
1397-2072	OVERHAUL KIT	31	--				
1397-2073	GASKET KIT	31	--				
1397-2074	STAT COVER AND COIL						
	ASSEMBLY	29	42				
1397-2075	FLOAT BOWL ASSEMBLY . .	29	12				
1397-2213	ALTITUDE KIT (5,000FT.) . .	31	--				
1397-2214	ALTITUDE KIT (10,000FT.) . .	31	--				
1397-2448	JET, FLOAT BOWL						
	(STANDARD)	29	13				