



PARTS CATALOG

225 ENGINE (STERN DRIVE AND INBOARD)

SERIAL NUMBER

225 GM 327 V-8 1967-1969	2278647 THRU 2694014
225 MIE GM 327 V-8 1968	2278647 THRU 2694014

TABLE OF CONTENTS:

CARBURETOR ASSEMBLY, COMPLETE ("4GC" TYPE)	30
CARBURETOR ASSEMBLY, COMPLETE (QUADRAJET)	26
CYLINDER BLOCK, PISTON AND CRANKSHAFT	54
CYLINDER BLOCK, PISTONS AND CRANKSHAFT	60
CYLINDER HEAD AND ROCKER COVER	74
CYLINDER HEAD AND ROCKER COVER	76
DISTRIBUTOR ASSEMBLY (INBOARD)	14
DISTRIBUTOR ASSEMBLY AND COIL (STERN DRIVE)	10
ENGINE MOUNTING (STERN DRIVE)	50
EXHAUST KIT	82
EXHAUST MANIFOLD AND EXHAUST ELBOW	36
EXHAUST MANIFOLD AND EXHAUST ELBOW	40
FLYWHEEL HOUSING AND MOUNTING BRACKETS (NON-TRANSOM MOUNTED)	44
FLYWHEEL HOUSING AND MOUNTING BRACKETS (TRANSOM MOUNTED)	46
FLYWHEEL HOUSING AND OIL COOLER (INBOARD)	48
FUEL PUMP, FUEL FILTER AND CARBURETOR (AUTOMATIC CHOKE)	16
FUEL PUMP, FUEL FILTER AND CARBURETOR (ELECTRIC CHOKE)	22
INTAKE MANIFOLD AND OIL PUMP	66
INTAKE MANIFOLD AND OIL PUMP	70
PARTS INDEX	84
STARTER MOTOR AND ALTERNATOR	2
TRANSMISSION ASSEMBLY (INBOARD)	78
WATER PUMP ASSEMBLY, COMPLETE	52
WIRING HARNESS, SWITCH BOX AND IGNITION COIL	6

NOTE: *Indented description indicate that these parts are included in preceeding assembly.*

AR = As Required

NSS = Not Sold Separate

OPT = Optional

NS = Not Shown

THESE PARTS BOOKS/FICHE CARD ARE COPYRIGHTED AND MAY NOT BE DISTRIBUTED OR REPRODUCED IN ANY OTHER FORMAT BY ANYONE OTHER THAN MERCURY MARINE WITHOUT THE PRIOR WRITTEN CONSENT OF MERCURY MARINE.

REPLACEMENT PARTS ! WARNING !

Electrical, ignition and fuel system components on MerCruiser Engines and Stern Drives are designed and manufactured to comply with U.S. Coast Guard Rules and Regulations to minimize risks of fire or explosion. Use of replacement electrical, ignition or fuel system components, which do not comply to these rules and regulations, could result in a fire or explosion hazard and should be voided.

When servicing the electrical, ignition and fuel systems, it is extremely important that all components are properly installed and tightened. If not, any electrical or ignition component opening would permit sparks to ignite fuel vapors from fuel system leaks, if they existed.

ENGINE MECHANICAL COMPONENTS

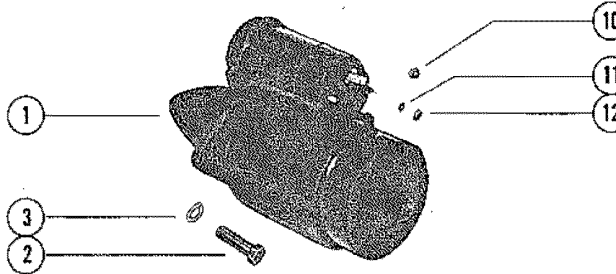
Many of the engine mechanical components are designed for marine applications. Unlike automotive engines, marine engines are subjected to extended periods of heavy load and wide- open-throttle operation, therefore, require heavy-duty components. Special marine engine parts have design and manufacturing specifications, which are required to provide long life and dependable performance. Marine engine parts also must be able to resist the corrosive action of salt or brackish water that will rust or corrode standard automotive parts within a short period of time.

Failure to use recommended Mercury Precision Parts OR Quicksilver service replacement parts can result in poor engine performance and/or durability, rapid corrosion of parts subjected to salt water and possibly complete failure of the engine.

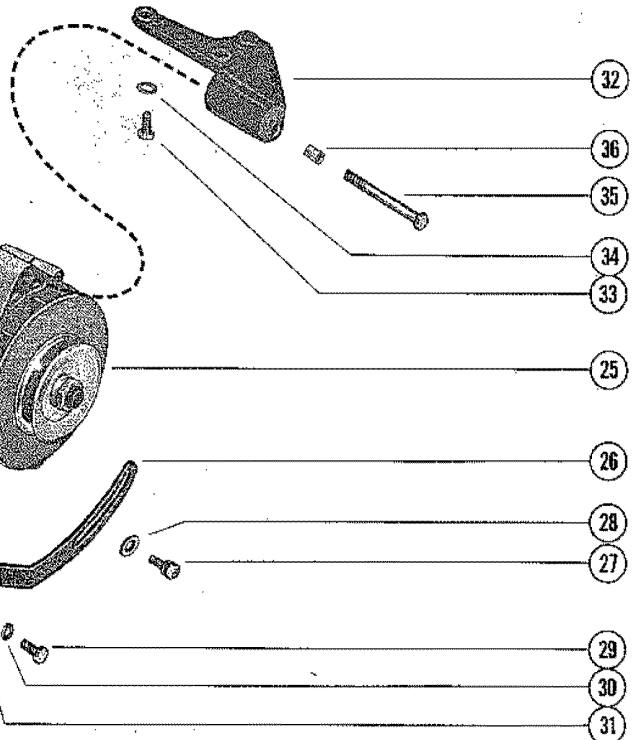
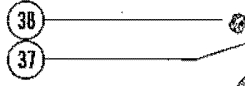
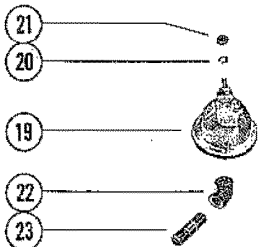
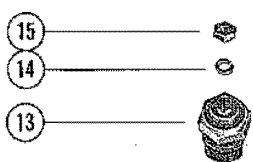
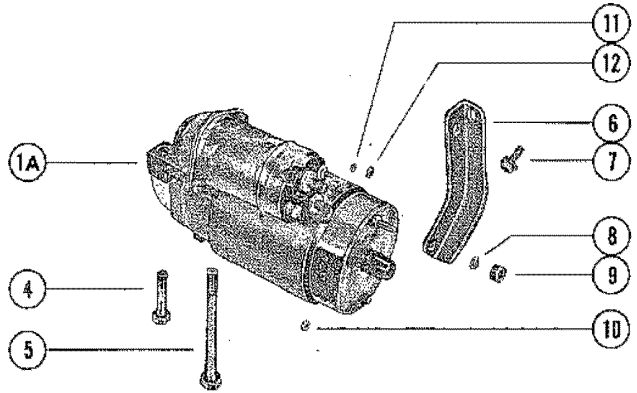
Use of parts other than recommended service replacement parts will void the warranty on those parts which are damaged as a result of the use of other than recommended parts.

STARTER MOTOR AND ALTERNATOR

INBOARD



STERN DRIVE



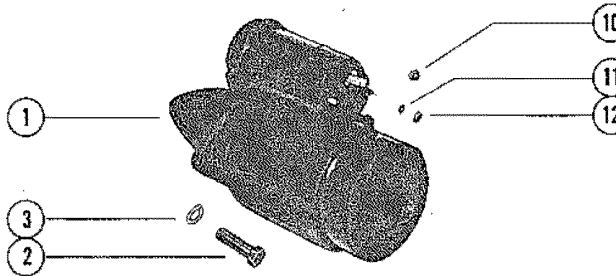
STARTER MOTOR AND ALTERNATOR

REF. NO.	PART NO.	SYM.	QTY.	DESCRIPTION
1	50-47455		1	STARTER MOTOR ASS'Y (STANDARD ROTATION) SEE NOTE BELOW-INBOARD
	50-47454		1	STARTER MOTOR ASS'Y (OPPOSITE ROTATION) SEE NOTE BELOW-INBOARD
2	10-47462		2	SCREW, STARTER MOTOR TO CYLINDER BLOCK (1 1/4") INBOARD
3	13-32993		2	LOCKWASHER, STARTER MOTOR SCREW INBOARD
1A	50-46277		1	STARTER MOTOR ASSEMBLY (SEE NOTE BELOW) STERN DRIVE
4	10-34544		1	BOLT, STARTER MOTOR TO CYLINDER BLOCK (1 27/32") STERN DRIVE
5	10-34545		1	BOLT, STARTER MOTOR TO CYLINDER BLOCK (4 21/32") STERN DRIVE
6	35363		1	BRACE, STARTER MOTOR STERN DRIVE
7	10-35765		1	SCREW, BRACE TO CYLINDER BLOCK (5/8") STERN DRIVE
8	13-35367		1	LOCKWASHER, BRACE TO STARTER MOTOR TERMINAL STERN DRIVE
9	11-20890		1	NUT, BRACE TO STARTER MOTOR TERMINAL STERN DRIVE
10	11-28517		1	NUT, STARTER TERMINAL (3/8")
11	13-26995		2	LOCKWASHER, STARTER TERMINAL (#8)
12	11-26419		2	NUT, STARTER TERMINAL (#8)
13	34625		1	WATER TEMPERATURE SENDER ASSEMBLY (AUTOMATIC CHOKE)
	36525		1	WATER TEMPERATURE SENDER ASSEMBLY (ELECTRIC CHOKE)
14	13-26996		1	LOCKWASHER, WATER TEMPERATURE SENDER TERMINAL (#10)
15	11-20645		1	NUT, WATER TEMPERATURE SENDER TERMINAL (#10)
16	52676		1	SWITCH, ELECTRIC CHOKE
17	13-26996		1	LOCKWASHER, CHOKE SWITCH TERMINAL
18	11-20645		1	NUT, CHOKE SWITCH TERMINAL
19	34623		1	OIL PRESSURE SENDER ASSEMBLY
20	13-26996		1	LOCKWASHER, OIL PRESSURE SENDER TERMINAL (#10)
21	11-20645		1	NUT, OIL PRESSURE SENDER TERMINAL (#10)
22	22-46932		1	ELBOW, OIL PRESSURE SENDER (45 DEGREES)
23	22-38992		1	NIPPLE, OIL PRESSURE SENDER
24	45107		1	BATTERY CABLE (NEGATIVE) STERN DRIVE
	45108		1	BATTERY CABLE (POSITIVE)
25	47456A1		1	ALTERNATOR ASSEMBLY (SEE NOTE BELOW)
26	47498		1	BRACE, ALTERNATOR ADJUSTING
27	10-29198		1	SCREW, ALTERNATOR BRACE TO ALTERNATOR (7/8")
28	12-26168		1	WASHER, ALTERNATOR BRACE SCREW
29	10-27165		1	SCREW, ALTERNATOR BRACE TO CYLINDER BLOCK (3/4")
30	13-35048		1	LOCKWASHER, ALTERNATOR BRACE SCREW
31	12-20553		1	WASHER, ALTERNATOR BRACE SCREW


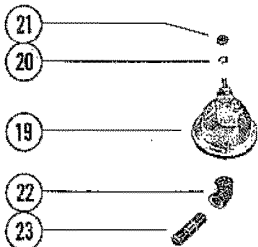
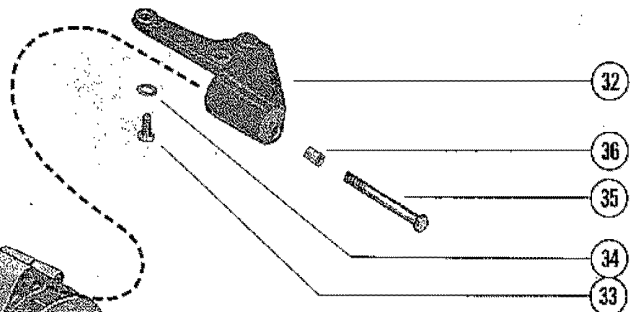
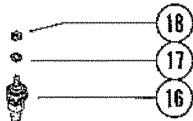

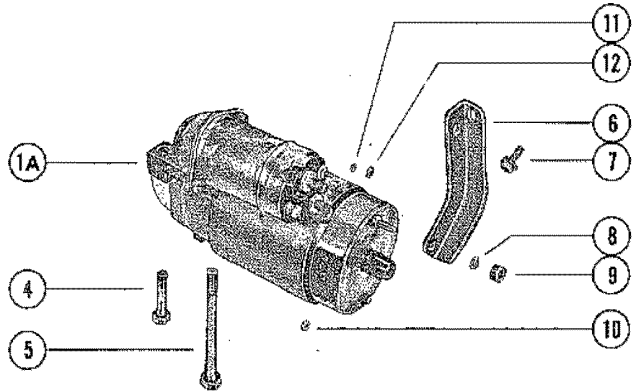
CONTINUED ON NEXT PAGE ➡

STARTER MOTOR AND ALTERNATOR

INBOARD



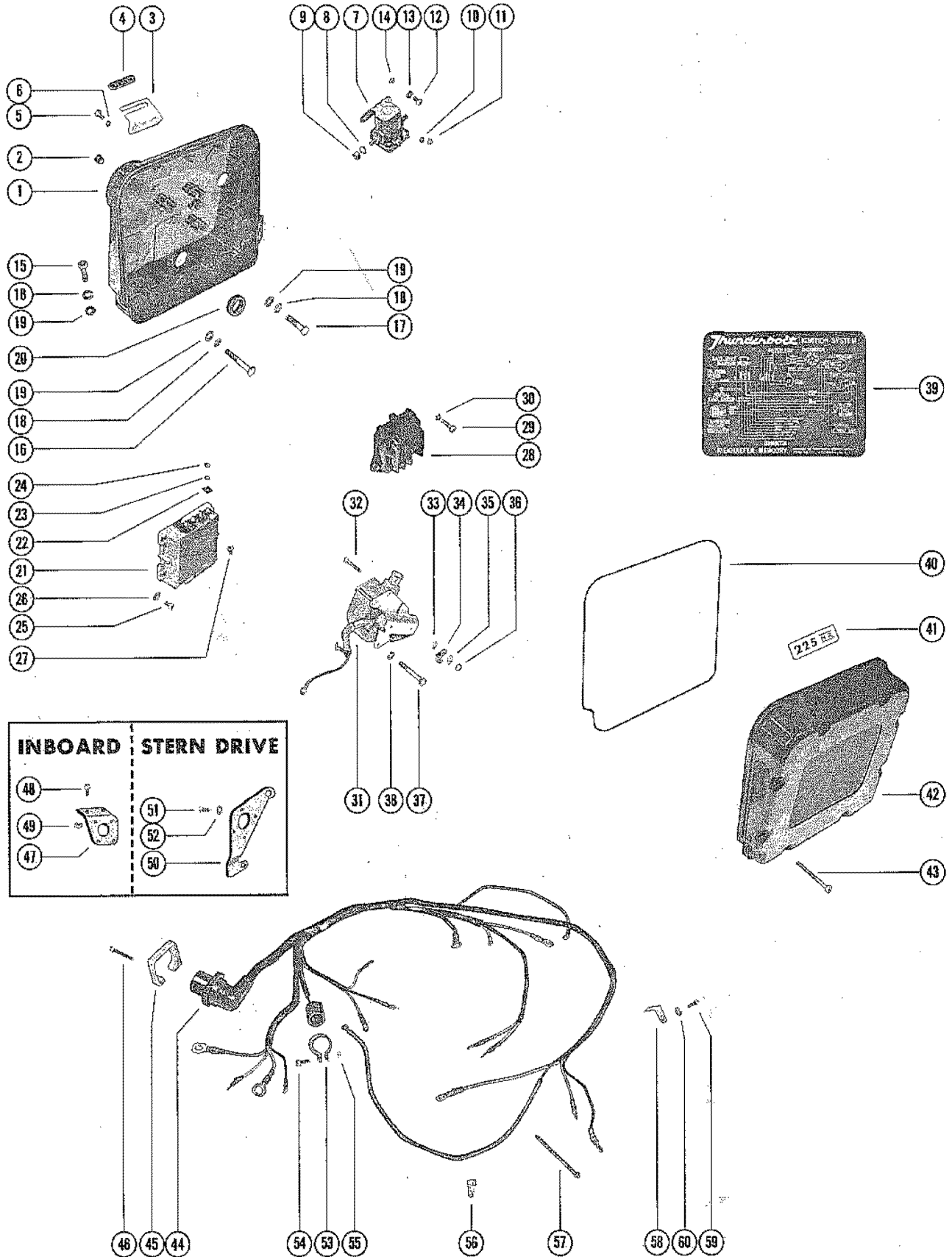
STERN DRIVE



STARTER MOTOR AND ALTERNATOR

REF. NO.	PART NO.	SYM.	QTY.	DESCRIPTION
32	47620		1	BRACKET, ALTERNATOR MOUNTING SERIAL 02278647-02399397
31	48104		1	BRAAKET, ALTERNATOR MOUNTING SERIAL 02399398-09999999
33	10-21077		3	SCREW, ALTERNATOR BRACKET TO EXHAUST MANIFOLD (7/8")
34	13-35048		3	LOCKWASHER, ALTERNATOR BRACKET SCREW
35	10-48329		1	SCREW, ALTERNATOR TO ALTERNATOR BRACKET (3 3/4")
36	23-33186		1	BUSHING, ALTERNATOR BRACKET SCREW
37	12-20553		1	WASHER, ALTERNATOR BRACKET SCREW
38	11-23161		1	NUT, ALTERNATOR BRACKET SCREW

WIRING HARNESS, SWITCH BOX AND IGNITION COIL

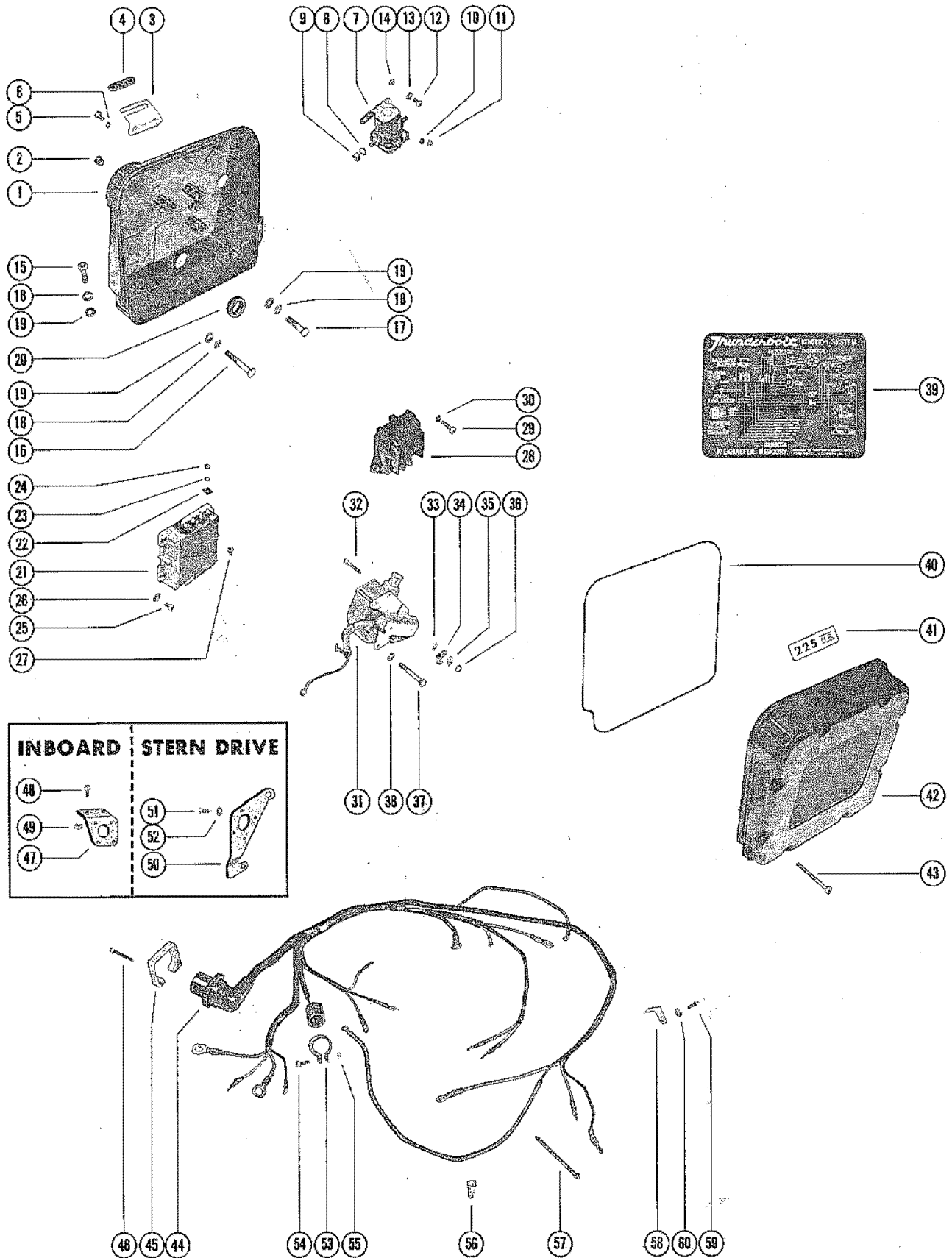


WIRING HARNESS, SWITCH BOX AND IGNITION COIL

REF. NO.	PART NO.	SYM.	QTY.	DESCRIPTION
1	47551		1,	PANEL , ELECTRIC
2	22-32802		1,	PLUG, PIPE - ELECTRIC PANEL (1/8-27)
	22-36737		1,	PLUG, PIPE - ELECTRIC PANEL (3/8-18)
3	47763		2,	BRACKET, RETAINER - HIGH TENSION LEADS
4	25-38930		2,	GROMMET, HIGH TENSION LEADS (RETAINER BRACKETS)
5	10-20776		2,	SCREW, RETAINER BRACKET TO ELECTRIC PANEL (1/2")
6	13-26992		2,	LOCKWASHER, RETAINER BRACKET SCREW
7	25661		1,1	STARTER SOLENOID
8	13-26993		2,2	LOCKWASHER, STARTER SOLENOID TERMINAL (5/16")
9	11-20083		2,2	NUT, STARTER SOLENOID TERMINAL (5/16-24)
	46265		,1	BOOT, STARTER MOTOR TERMINAL
10	13-26996		2,2	LOCKWASHER, STARTER SOLENOID TERMINAL (#10)
11	11-20645		2,2	NUT, STARTER SOLENOID TERMINAL (10-32)
12	10-26774		2,	SCREW, STARTER SOLENOID TO ELECTRIC PANEL (1/2")
13	13-26992		2,	LOCKWASHER, STARTER SOLENOID SCREW
12	10-21623		2,	SCREW, STARTER SOLENOID ATTACHING (3/4")
14	11-24652		,2	NUT, STARTER SOLENOID SCREW
15	10-26632		1,	SCREW, ELECTRIC PANEL TO CYLINDER BLOCK (1 1/4")
16	10-35787		1,	SCREW, ELECTRIC PANEL TO CYLINDER BLOCK (2 1/4")
17	10-47954		1,	SCREW, ELECTRIC PANEL TO CYLINDER BLOCK (1 5/8")
18	13-35048		3,	LOCKWASHER, ELECTRIC PANEL SCREW
19	12-20553		3,	WASHER, ELECTRIC PANEL SCREW
20	25-47625		1,	GROMMET, ELECTRIC PANEL
21	332-2986A3		1,	SWITCH BOX ASSEMBLY
22	12-45075		7,	WASHER, SWITCH BOX TERMIAL
23	13-26996		7,	LOCKWASHER, SWITCH BOX TERMINAL
24	11-45076		7,	NUT, SWITCH BOX TERMINAL
25	10-26184		4,	SCREW, SWITCH BOX TO ELECTRIC PANEL (9/16")
26	13-21547		4,	LOCKWASHER, SWITCH BOX SCREW
27	10-45218		1,	SCREW, GROUND WIRE TO SWITCH BOX (3/8")
28	37707		1,1	VOLTAGE REGULATOR
29	10-52102		3,	SCREW, VOLTAGE REGULATOR TO ELECTRIC PANEL (1")
30	13-26992		3,	LOCKWASHER, VOLTAGE REGULATOR SCREW
29	10-37908		,3	SCREW, VOLTAGE REGULATOR ATTACHING (1 1/4")
30	12-20028		,3	WASHER, VOLTAGE REGULATOR SCREW
31	332-2983A6		1,	IGNITION COIL ASSEMBLY
32	10-45102		1,	SCREW, IGNITION COIL CLAMPING (2 3/8")
	10-45103		1,	SCREW, IGNITION COIL CLAMPING (2")
33	12-37407		1,	WASHER, IGNITION COIL SCREW
34	54-22740		1,	CLIP, IGNITION COIL LEAD
35	22789		1,	"D" WASHER, IGNITION COIL SCREW
36	11-20645		2,	NUT, IGNITION COIL SCREW
37	10-26889		2,	SCREW, IGNITION COIL TO ELECTRIC PANEL (2 1/4")

CONTINUED ON NEXT PAGE ➡

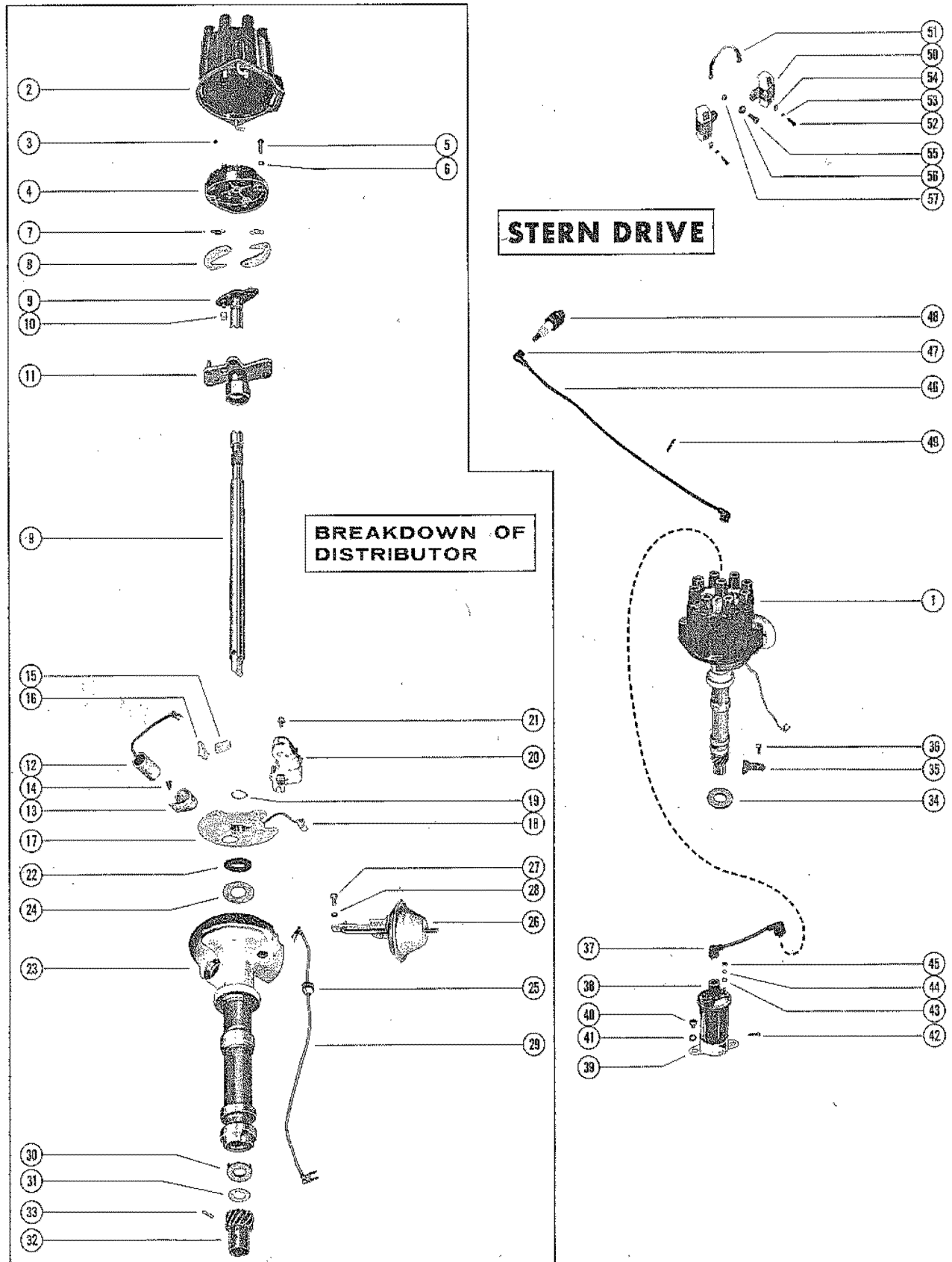
WIRING HARNESS, SWITCH BOX AND IGNITION COIL



WIRING HARNESS, SWITCH BOX AND IGNITION COIL

REF. NO.	PART NO.	SYM.	QTY.	DESCRIPTION
38	13-26992		2,	LOCKWASHER, IGNITION COIL SCREW
39	37-47239		1,	DECAL, WIRING
40	38371		1,	SEAL, COVER TO ELECTRIC PANEL
41	37-36350		1,1	DECAL, ELECTRIC COVER (225 H.P.)
42	47550		1,	COVER, ELECTRIC PANEL
43	10-47674		8,	SCREW, COVER TO ELECTRIC PANEL (2 3/4")
44	47682		1,	WIRING HARNESS
	49450		,1	WIRING HARNESS (AUTOMATIC CHOKE)
	53072		,1	WIRING HARNESS (ELECTRIC CHOKE)
45	2679		1,1	PLATE, BACKUP - WIRING HARNESS
46	10-46718		4,4	SCREW, BACKUP PLATE FASTENING (3/4")
47	38532		1,	BRACKET, MOUNTING - WIRING HARNESS
48	10-21548		2,	SCREW, MOUNTING BRACKET TO ELECTRIC PANEL (5/8")
49	11-34688		2,	NUT, MOUNTING BARCKET SCREW
50	49451		,1	BRACKET, MOUNTING - WIRING HARNESS SERIAL SERIAL 02399398-02595696
51	10-37612		,1	SCREW, MOUNTING BRACKET TO CYLINDER BLOCK (1 1/4") SERIAL 02399398-02595696
	10-32132		,1	SCREW, MOUNTING BRACKET TO CYLINDER BLOCK (1 3/4") SERIAL 02399398-02595696
52	13-37459		,2	LOCKWASHER, MOUNTING BRACKET SCREW SERIAL 02399398-02595696
53	54-46770		1,	CLAMP, VOLTAGE REGULATOR PLUG
54	10-29227		1,	SCREW, VOLTAGE REGULATOR CLAMP (1/2")
55	11-26768		1,	NUT, VOLTAGE REGULATOR CLAMP SCREW
56	54-33361		1,1	CLIP, WIRING HARNESS ATTACHING
57	47764		1,1	STA-STRAP, WIRING HARNESS
58	54-46721		2,2	CLIP, WIRING HARNESS ATTACHING
59	10-20367		2,2	SCREW, WIRING HARNESS CLIP
60	13-26992		2,2	LOCKWASHER, WIRING HARNESS CLIP SCREW

DISTRIBUTOR ASSEMBLY AND COIL (STERN DRIVE)

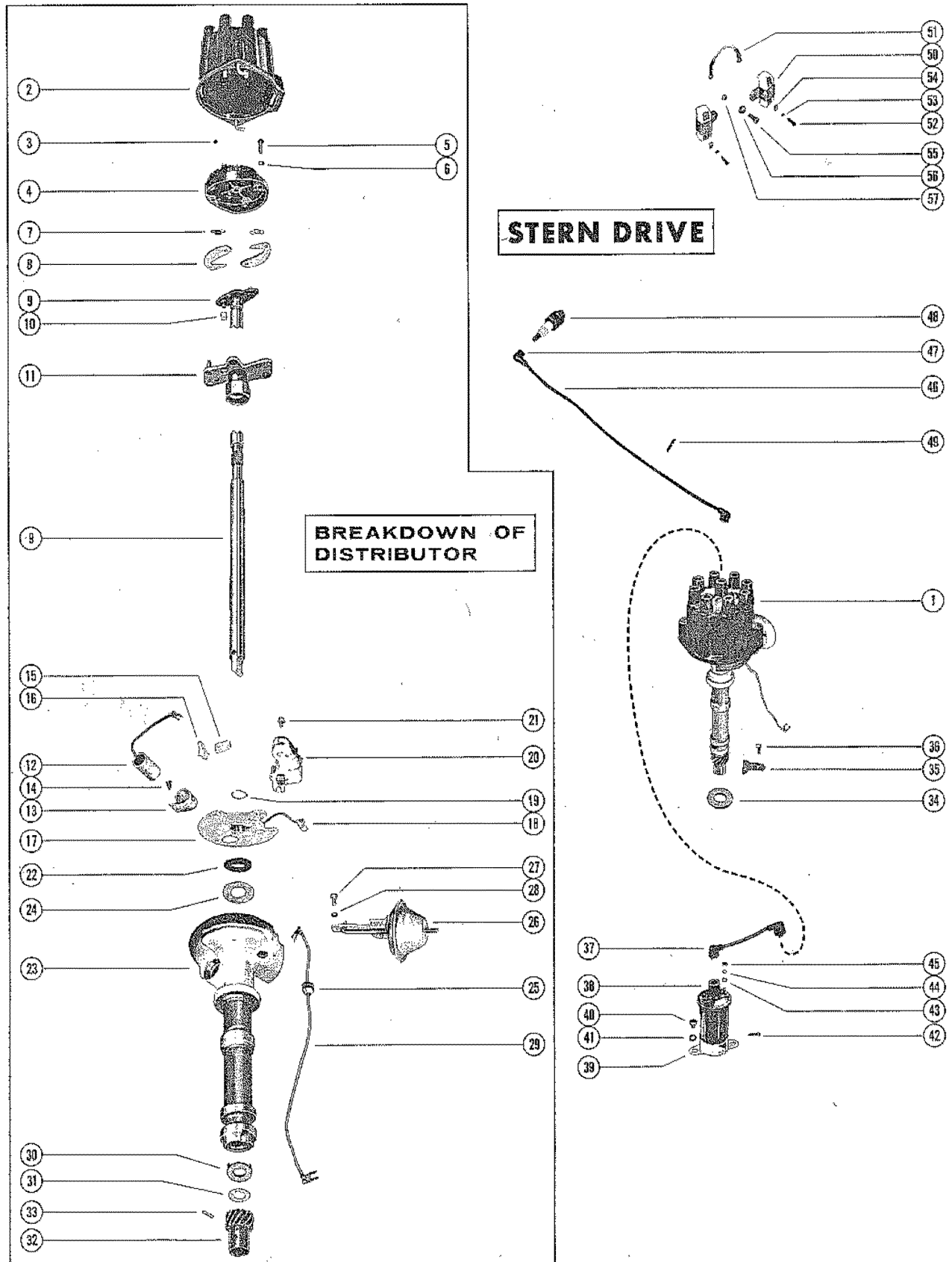


DISTRIBUTOR ASSEMBLY AND COIL (STERN DRIVE)

REF. NO.	PART NO.	SYM.	QTY.	DESCRIPTION
1	46839		1	DISTRIBUTOR ASSEMBLY, COMPLETE
2	33708		1	CAP, DISTRIBUTOR
3	33654		1	BUTTON, CARBON - DISTRIBUTOR CAP
4	33707		1	ROTOR, DISTRIBUTOR
5	10-33692		2	SCREW, ROTOR TO BREAKER CAM
6	13-26996		2	LOCKWASHER, ROTOR TO BREAKER CAM SCREW
7	24-52281		2	SPRING, BREAKER CAM ADVANCE WEIGHT
8	33698		2	WEIGHT, BREAKER CAM ADVANCE
9	52282		1	SHAFT, MAIN - BREAKER CAM AND DRIVE GEAR
10	23-34116		1	SLEEVE, MAIN SHAFT
11	38810		1	CAM, BREAKER - ADVANCE
12	33706		1	CONDENSER
13	393-2730		1	BRACKET, CONDENSER MOUNTING
14	10-33722		1	SCREW, CONDENSER AND BRACKET TO MOUNTING PLATE
15	33653		1	FELT WICK, CAM WIPER - MOUNTING PLATE RETAINER
16	33713		1	RETAINER, FELT WICK - MOUNTING PLATE
17	33714		1	PLATE, MOUNTING - BREAKER AND CONDENSER
18	33705		1	LEAD, GROUND - MOUNTING PLATE
19	24-33710		1	SPRING, RETAINING - MOUNTING PLATE
20	33700		1	BREAKER ASSEMBLY
21	10-33718		2	SCREW, BREAKER ASSEMBLY TO MOUNTING PLATE
22	12-34112		1	WASHER, FELT - MOUNTING PLATE
23	4649		1	HOUSING, PRIMARY - DISTRIBUTOR
24	26-34111		1	SEAL, DISTRIBUTOR HOUSING
25	25-33709		1	GROMMET, DISTRIBUTOR HOUSING - LEAD WIRE
26	33695		1	VACUUM CONTROL, DISTRIBUTOR HOUSING
27	10-33648		2	SCREW, VACUUM CONTROL TO DISTRIBUTOR HOUSING
28	13-33691		2	LOCKWASHER, VACUUM CONTROL SCREW
29	33712		1	LEAD WIRE, PRIMARY - DISTRIBUTOR HOUSING
30	12-46350		1	WASHER, TANG - MAIN SHAFT
31	12-33696		1	WASHER, MAIN SHAFT
32	43-33725		1	GEAR DRIVE - MAIN SHAFT
33	17-34109		1	PIN, DRIVE GEAR TO MAIN SHAFT
34	27-52184		1	GASKET, DISTRIBUTOR
35	52185		1	CLAMP, DISTRIBUTOR
36	10-54528		1	SCREW, DISTRIBUTOR TO INTAKE MANIFOLD (7/8")
37	34089A1		1	LEAD ASSEMBLY, DISTRIBUTOR TO COIL
38	26433		1	COIL ASSEMBLY, IGNITION
39	34106		1	BRACKET, IGNITION COIL MOUNTING
40	10-33231		2	SCREW, COIL ATTACHING (3/4")
41	13-26993		2	LOCKWAHSER, COIL SCREW
42	10-33311		1	SCREW, MOUNTINB BRACKET TO IGNITION COIL

CONTINUED ON NEXT PAGE ➡

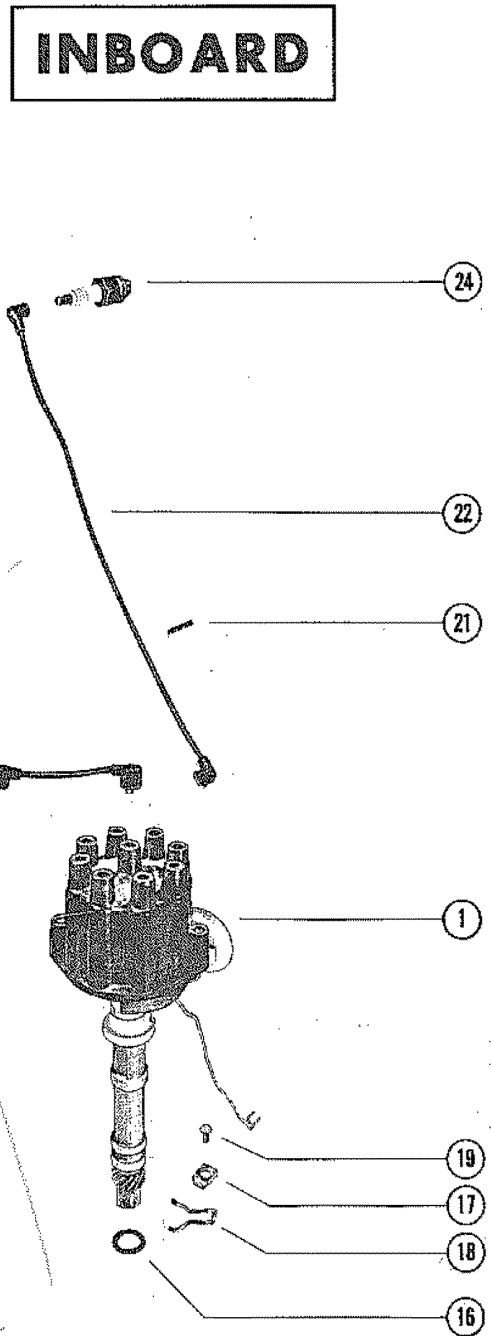
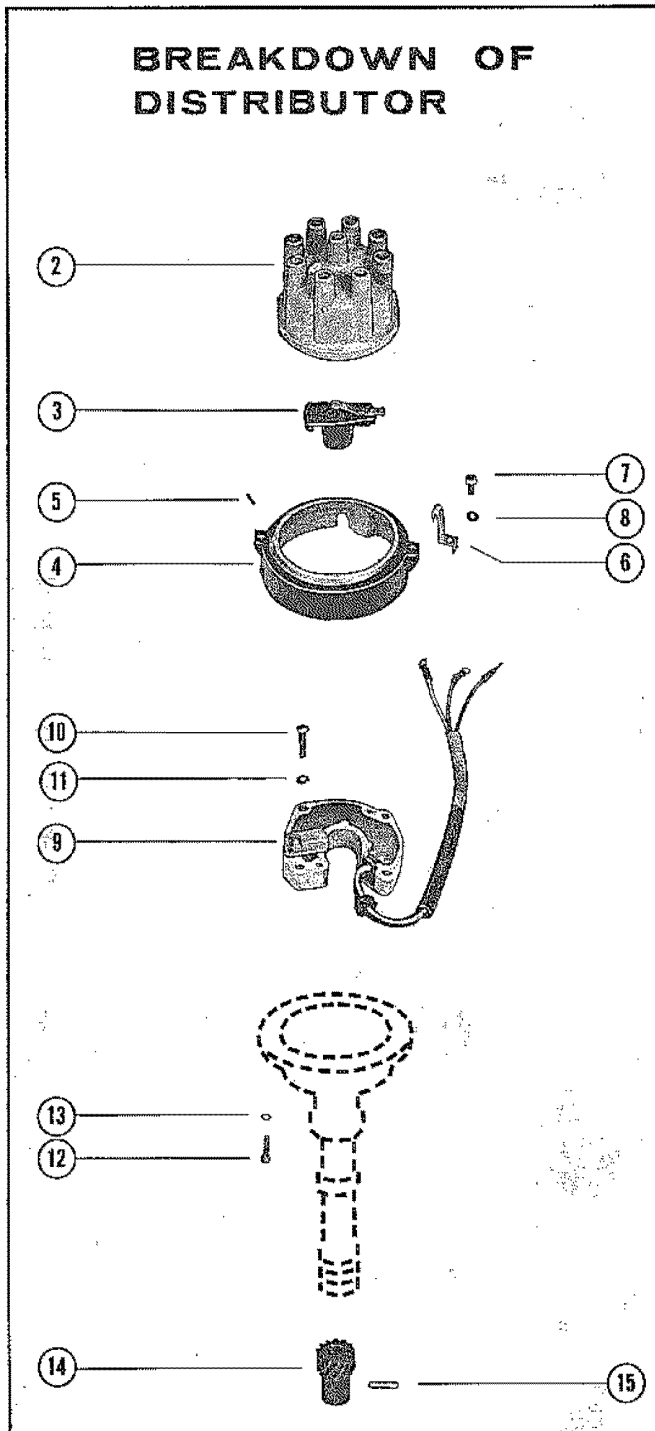
DISTRIBUTOR ASSEMBLY AND COIL (STERN DRIVE)



DISTRIBUTOR ASSEMBLY AND COIL (STERN DRIVE)

REF. NO.	PART NO.	SYM.	QTY.	DESCRIPTION
43	13-20554		2	LOCKWASHER, COIL TERMINAL
44	13-26996		2	LOCKWASHER, COIL TERMINAL
45	11-20645		2	NUT, COIL TERMINAL
46	33208A1		2	LEAD ASSEMBLY, HIGH TENSION (37")
	33208A2		2	LEAD ASSEMBLY, HIGH TENSION (31")
	33208A3		2	LEAD ASSEMBLY, HIGH TENSION (26")
	33208A4		2	LEAD ASSEMBLY, HIGH TENSION (22")
47	47604A1		8	PROTECTOR, HIGH TENSION LEAD
48	33-55652		8	SPARK PLUG (AC #CR43)
49	32782		2	RETAINER, HIGH TENSION LEADS
	32784		2	RETAINER, HIGH TENSION LEADS
50	393-1286		2	BALLAST
51	33210		1	JUMPER WIRE, BALLAST TO BALLAST
52	10-24609		4	SCREW, WIRING HARNESS LEADS TO BALLAST
53	13-26995		4	LOCKWASHER, WIRING HARNESS LEADS SCREW
54	121-30191		4	WASHER, WIRING HARNESS LEADS SCREW
55	10-35585		1	SCREW, BALLAST TO MOUNTING BRACKET (1")
56	12-28927		1	WASHER, BALLAST SCREW
57	11-24652		1	NUT, BALLAST SCREW

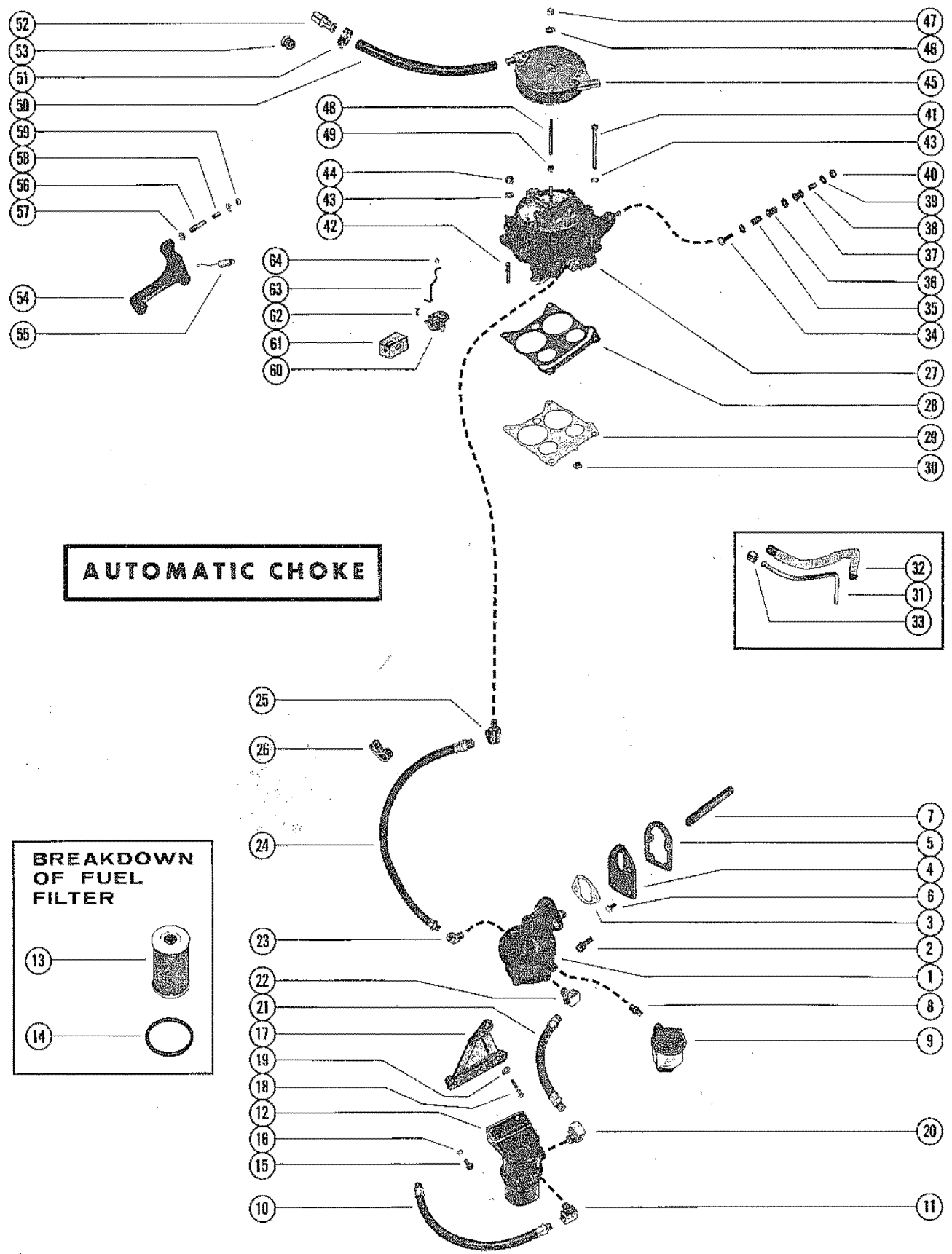
DISTRIBUTOR ASSEMBLY (INBOARD)



DISTRIBUTOR ASSEMBLY (INBOARD)

REF. NO.	PART NO.	SYM.	QTY.	DESCRIPTION
1	47493A2		1	DISTRIBUTOR ASSEMBLY, COMPLETE
2	393-3230		1	CAP, DISTRIBUTOR
3	49924		1	ROTOR, DISTRIBUTOR
4	48789A1		1	HOUSING ASSEMBLY, ADAPTOR
5	17-20032		2	PIN, DOWEL - ADAPTOR HOUSING
6	54-48575		2	CLAMP, CAP TO ADAPTOR HOUSING
7	10-37572		2	SCREW, DISTRIBUTOR CLAMP TO ADAPTOR HOUSING (3/8")
8	13-26996		2	LOCKWASHER, DISTRIBUTOR CLAMP FASTRENING SCREW
9	393-2918A5		1	TRIGGER ASSEMBLY
10	10-47618		4	SCREW, TRIGGER ATTACHING (1")
11	13-26996		4	LOCKWASHER, TRIGGER ATTACHING SCREW
12	10-26595		4	SCREW, ADAPTOR HOUSING FASTENING (3/4")
13	13-26995		4	LOCKWASHER, ADAPTOR HOUSING SCREW
14	43-47619		1	GEAR, DISTRIBUTOR
15	17-47617		1	ROLL PIN, GEAR TO DISTRIBUTOR
16	27-34891		1	GASKET, DISTRIBUTOR
17	35369		1	CLAMP UNIT, DISTRIBUTOR TO INTAKE MANIFOLD
18	34549		1	RETAINER, DISTRIBUTOR CLAMP UNIT
19	10-21077		1	SCREW, DISTRIBUTOR CLAMP ATTACHING (7/8")
20	47862A1		1	LEAD ASSEMBLY, DISTRIBUTOR TO COIL (13 1/2")
21	32782		1	RETAINER, HIGH TENSION LEADS (2 WIRE)
	32783		2	RETAINER, HIGH TENSION LEADS (3 WIRE)
	32754		2	RETAINER, HIGH TENSION LEADS (4 WIRE)
22	47861A1		1	LEAD ASSEMBLY, HIGH TENSION (44")
	47861A3		2	LEAD ASSEMBLY, HIGH TENSION (37")
	47861A4		1	LEAD ASSEMBLY, HIGH TENSION (33")
	47861A5		1	LEAD ASSEMBLY, HIGH TENSION (31")
	47861A6		1	LEAD ASSEMBLY, HIGH TENSION (28")
	47861A7		2	LEAD ASSEMBLY, HIGH TENSION (26")
23	47604A1		8	PROTECTOR, SPARK PLUG
24	33-48372		8	SPARK PLUG, (AC V-40)

FUEL PUMP, FUEL FILTER AND CARBURETOR (AUTOMATIC CHOKE)

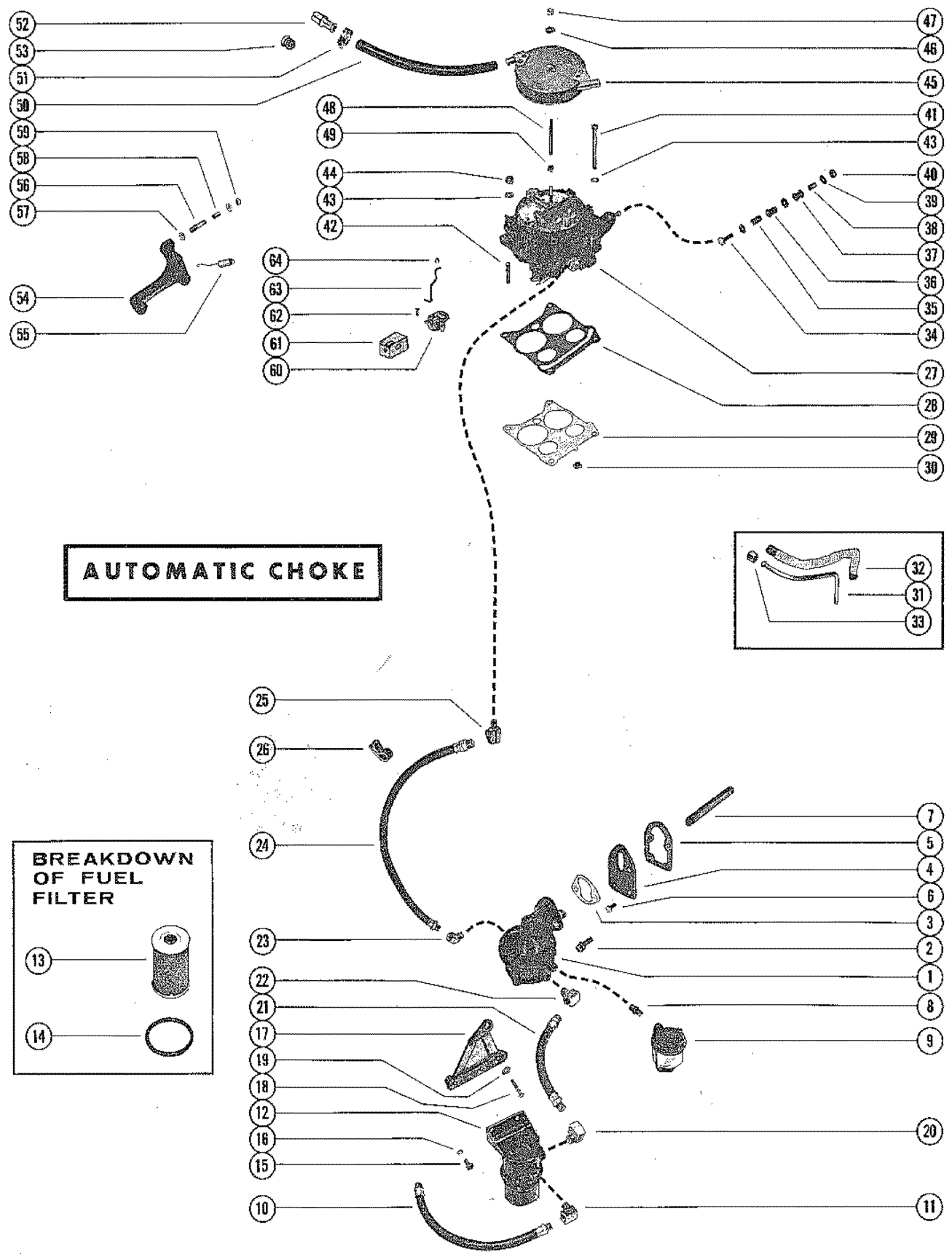


FUEL PUMP, FUEL FILTER AND CARBURETOR (AUTOMATIC CHOKE)

REF. NO.	PART NO.	SYM.	QTY.	DESCRIPTION
1	47822		1,1	FUEL PUMB ASSEMBLY
2	10-35374		2,2	SCREW, FUEL PUMP AND PLATE TO CYLINDER BLOCK (1 1/8")
3	27-34213		1,1	GASKET, FUEL PUMP TO PLATE
4	35373		1,1	PLATE, MOUNTING - FUEL PUMP
5	27-34898		1,1	GASKET, FUEL PUMP MOUNTING PLATE
6	10-34277		2,2	SCREW, MOUNTIN PLATE TO CYLINDER BLOCK (7/16")
7	35377		1,1	ROD, PUSH - FUEL PUMP
8	22-32876		1,1	NIPPLE, SIGHT GLASS TO FUEL PUMP
9	47816		1,1	SIGHT GLASS
10	32-47721		1,1	FUEL LINE, FUEL TANK TO FUEL FILTER (12")
11	22-33755		1,1	ELBOW, FUEL LINE TO FUEL FILTER (INLET)
12	35-47817		1,1	FUEL FILTER ASSEMBLY
13	48441		1,1	ELEMENT, FUEL FILTER
14	25-48440		1,1	RING, SEALING -FUEL FILTER
15	10-20776		2,2	SCREW, FUEL FILTER ATTACHING (1/2")
16	13-22773		2,2	LOCKWASHER, FUEL FILTER SCREW
17	47602		1,1	BRACKET, MOUNTING - FUEL FILTER SERIAL 02278647-02399397
18	10-35870		1,1	SCREW, MOUNTING BRACKET TO WATER PUMP (2") SERIAL 02278647-02399397
	10-35870		1,1	SCREW, MOUNTING BRACKET TO WATER UMP (23/4") SERIAL 02278647-02399397
19	12-20553		2,2	WASHER, MOUNTING BRACKET SCREW SERIAL 02278647-02399397
20	22-33755		1,1	ELBOW, FUEL LINE TO FUEL FILTER (OUTLET)
21	32-48136		1,1	FUEL LINE, FUEL FILTER TO FUEL PUMP (8 1/2")
22	22-47716		1,1	ELBOW, FUEL LINE TO FUEL PUMP (INLET)
23	22-33755		1,1	ELBOW, FUEL LINE TO FUEL PUMP (OUTLET)
24	323-47720		1,1	FUEL LINE, FUEL PUMP TO CARBURETOR (24")
25	22-49458		,1	ELBOW, FUEL LINE TO CARBURETOR
26	54-47728		1,	CLIP, FUEL LINE TO TAB
27	1347-3353		1,	CARBURETOR ASSEMBLY (QUADRAJET) SEE F2 FOR BREAKDOWN
28	27-48399		1,	GASKET, CARBURETOR
29	48359		1,	BAFFLE, CARBURETOR
30	22-48358		,1	PLUG, INTAKE MANIFOLD VACUUM HOLE
27	1337-2604		,1	CARBURETOR ASSEMBLY ("4GC" TYPE) SEE F4 FOR BREAKDOWN
28	27-33230		,1	GASKET, CARBURETOR
30	19-33674		,1	PLUG, INTAKE MINIFOLD VACUUM HOLE
31	32-33235		,1	PIPE, CHOKE - CARBURETOR
32	33229		,1	COVERING, CHOKE PIPE
33	11-21310		,1	NUT, CHOKE PIPE TO CARBURETOR
34	10-22958		1,1	SCREW, THROTTLE CABLE TO CARVURETOR (1 1/8")

CONTINUED ON NEXT PAGE ➡

FUEL PUMP, FUEL FILTER AND CARBURETOR (AUTOMATIC CHOKE)

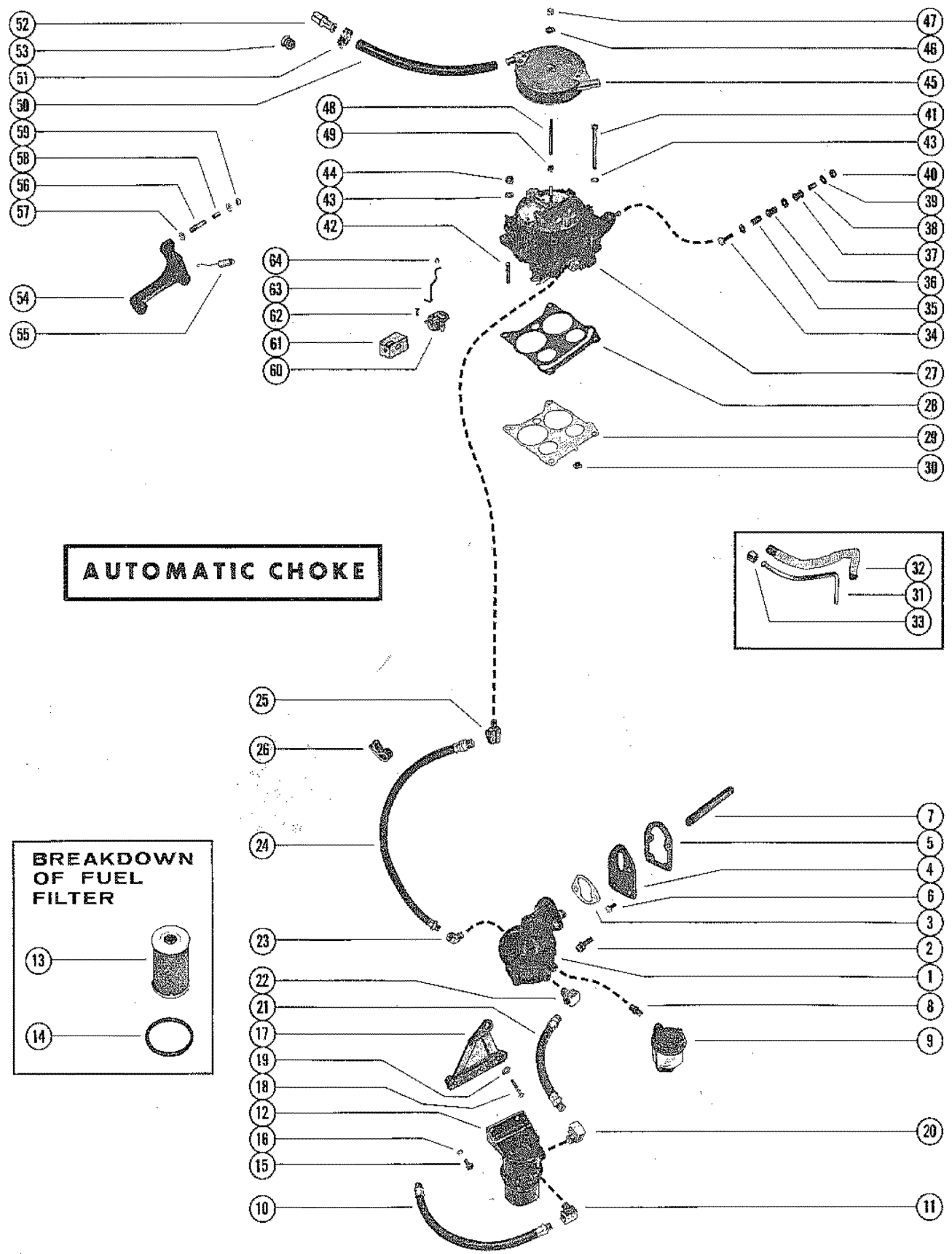


FUEL PUMP, FUEL FILTER AND CARBURETOR (AUTOMATIC CHOKE)

REF. NO.	PART NO.	SYM.	QTY.	DESCRIPTION
35	23-28626		1,1	BUSHING, THROTTLE CABLE SCREW
36	23-35040		1,1	SLEEVE, THROTTLE CABLE SCREW
37	25-35039		1,1	GROMMET, THROTTLE CABLE SCREW
38	23-32818		1,1	BUSHING, THROTTLE CABLE SCREW
39	12-20128		3,3	WASHER, THROTTLE CABLE SCREW
40	11-20190		1,1	NUT, THROTTLE CABLE SCREW
41	10-28701		2,	SCREW, CARBURETOR TO INTAKE MANIFOLD (3 1/2")
42	16-46857		2,	STUD, CARBURETOR TO INTAKE MANIFOLD (1 1/8")
	16-38376		,2	STUD, CARBURETOR TO INTAKE MANIFOLD (2")
	16-29988		,2	STUD, CARBURETOR TO INTAKE MANIFOLD (1 9/16")
43	12-20084		4,4	WASHER, CARBURETOR SCREW AND STUD
44	11-46793		2,	NUT, CARBURETOR STUD
	11-46793		,4	NUT, CARBURETOR STUD
45	47834		1,	FLAME ARRESTOR, CARBURETOR SERIAL 02278647-02399197
	47833		1,	FLAME ARRESTOR, CARBURETOR SERIAL 02399398-09999999
	33190		,1	FLAME ARRESTOR, CARBURETOR
46	12-22937		1,1	WASHER, FLAME ARRESTOR
47	11-20586		1,1	NUT, FLAME ARRESTOR STUD
48	16-33213		1,1	STUD FLAME ARRESTOR TO CARBURETOR
49	11-28941		1,1	NUT, JAM - FLAME ARRESTOR STUD
50	323-47686		1,	HOSE, VEN - FLAME ARRESTOR (15") SERIAL 02778647-02399197
	323-52071		2,	HOSE, VENT - FLAME ARRESTOR (13") SERIAL 02399398-09999999
	32-33199		,1	HOSE, VENT - CARBURETOR (17")
51	54-35830		,2	CLAMP, VENT HOSE ATTACHING
52	47957		2,	CONNECTOR, VENT HOSE TO ROCKER COVER SERIAL 02399398-09999999
53	25-52188		2,	GROMMET, ROCKER COVER TO VENT HOSE CONNECTOR SERIAL 02399398-09999999
54	47502		1,	BRACKET, MOUNTING - THROTTLE CABLE
	35517		,1	BRACKET, MOUNTING - THROTTLE CABLE
55	24-32187		1,1	SPRING, THROTTLE RETURN
56	16-35897		1,1	STUD, THROTTLE CABLE TO MOUNTING BRACKET (1 11/16")
57	12-21631		2,2	WASHER, THROTTLE CABLE STUD
58	23-31866		1,1	SPACER, THROTTLE CABLE STUD
59	11-20586		1,1	NUT, THROTTLE CABLE STUD
60	48377		1,	CHOKE, AUTOMATIC - CARBURETOR SERIAL 02278647-02399197
	52186		1,	CHOKE, AUTOMATIC - CARBURETOR SERIAL 02399398-09999999
61	48379		1,	COVER, AUTOMATIC CHOKE
62	10-48360		1,	SCREW, AUTOMATIC CHOKE TO INTAKE MAINFOLD

CONTINUED ON NEXT PAGE ➡

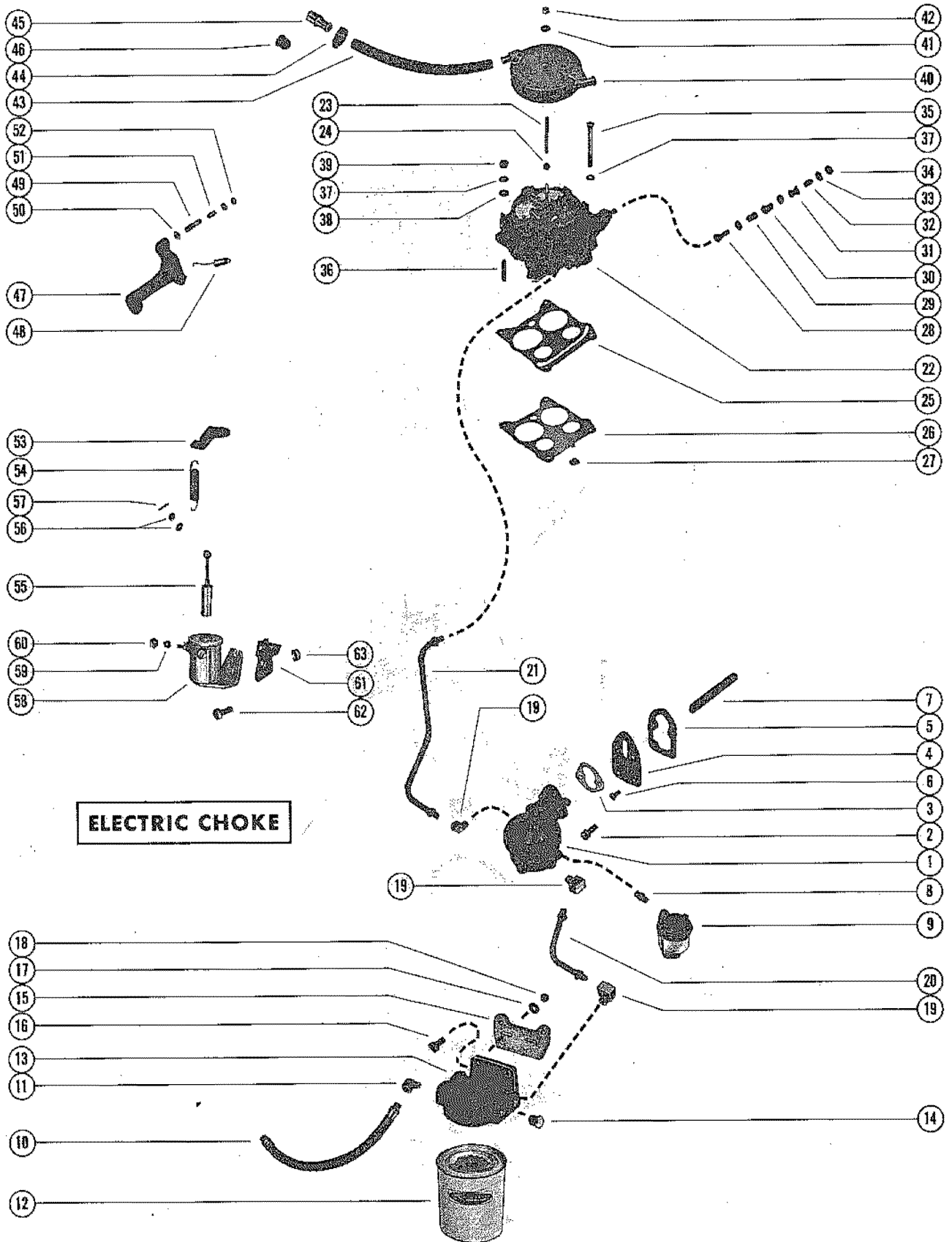
FUEL PUMP, FUEL FILTER AND CARBURETOR (AUTOMATIC CHOKE)



FUEL PUMP, FUEL FILTER AND CARBURETOR (AUTOMATIC CHOKE)

REF. NO.	PART NO.	SYM.	QTY.	DESCRIPTION
63	48378		1,	CHOKE ROD, AUTOMATIC CHOKE TO CARBURETOR
64	54-48376		1,	CLIP, CHOKE ROD TO CARBUREATOR

FUEL PUMP, FUEL FILTER AND CARBURETOR (ELECTRIC CHOKE)

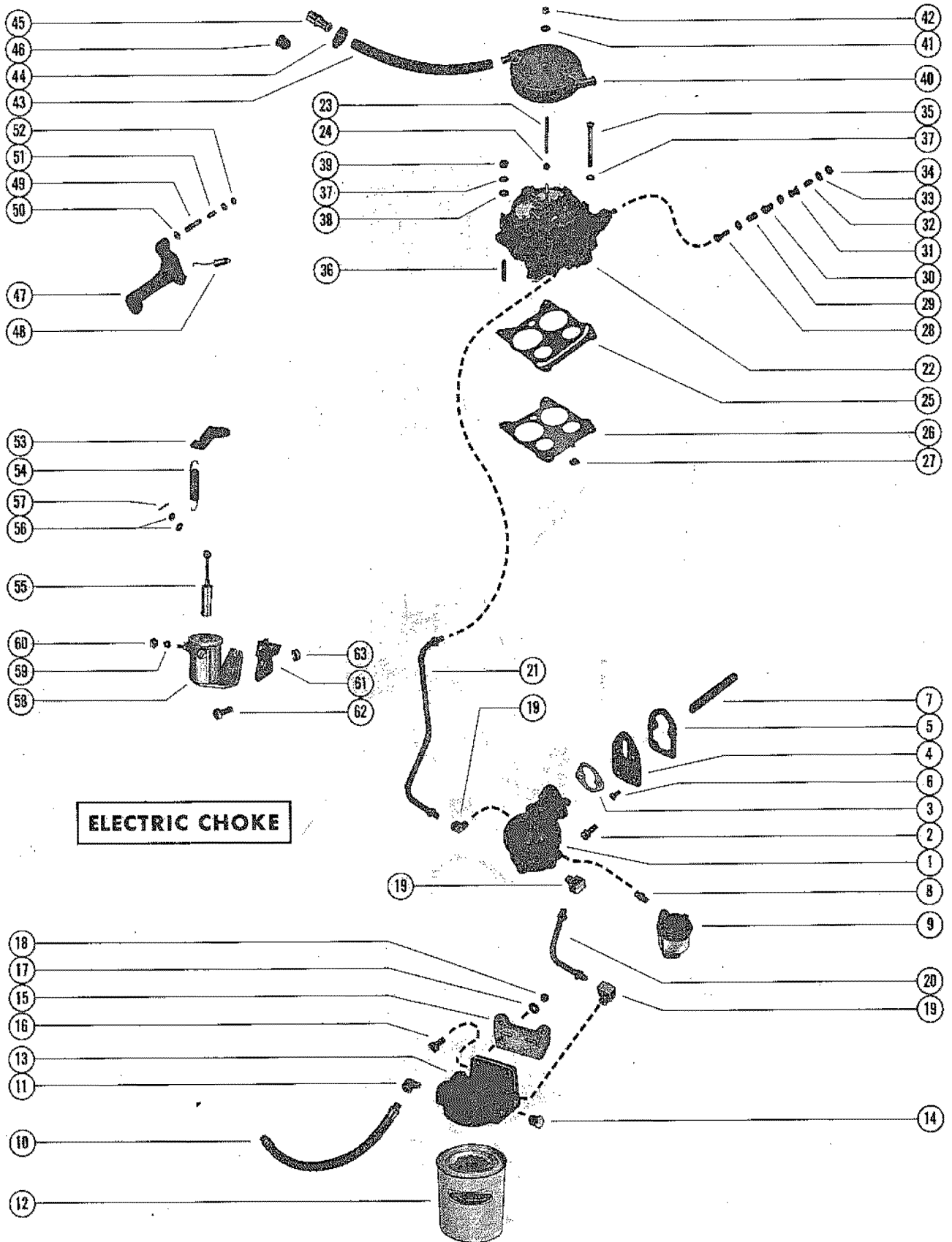


FUEL PUMP, FUEL FILTER AND CARBURETOR (ELECTRIC CHOKE)

REF. NO.	PART NO.	SYM.	QTY.	DESCRIPTION
1	47822		1	FUEL PUMP ASSEMBLY
2	10-35374		2	SCREW, FUEL PUMP AND PLATE TO CYLINDER BLOCK (1 1/8")
3	27-34213		1	GASKET, FUEL PUMP TO PLATE
4	35373		1	PLATE, MOUNTING -FUEL PUMP
5	17-34898		1	GASKET, FUEL PUMP MOUNTING PLATE
6	10-34277		2	SCREW, MOUNTING PLATE TO CYLINDER BLOCK (7/16")
7	35377		1	ROD, PUSH - FUEL PUMP
8	22-32876		1	NIPPLE, SIGHT GLASS TO FUEL PUMP
9	47816		1	SIGHT GLASS
10	32-47721		1	FUEL LINE, FUEL TANK TO FUEL FILTER (12")
11	22-33755		1	ELBOW, FUEL LINE TO FUEL FILTER (INLET)
12	35-55501		1	FUEL FILTER
13	52444		1	BASE, FUEL FILTER
14	22-36382		1	PLUG, PIPE - FUEL FILTER
	22-20025		1	PLUG, PIPE - FUEL FILTER (SLOTTED)
15	54646		1	BRACKET, MOUNTING - FUEL FILTER
16	10-20639		2	SCREW, FUEL FILTER TO MOUNTING BRACKET (1/2")
17	12-20084		2	WASHER, FUEL FILTER SCREW
18	11-35814		2	NUT, FUEL FILTER SCREW
19	22-47716		3	ELBOW, FUEL LINE TO FUEL PUMP AND FUEL FILTER
20	323-52755		1	FUEL LINE, FUEL FILTER TO FUEL PUMP (STEEL TUBING)
21	32-52119		1	FUEL LINE, FUEL PUMP TO CARBURETOR (STEEL TUBING)
22	1374-3237A3		1	CARBURETOR ASSEMBLY SEE F2 FOR BREAKDOWN
23	16-33213		1	STUD, FLAME ARRESTOR MOUNTING - CARBURETOR
24	11-28941		1	NUT,JAM - FLAME ARRESTOR MOUNTING STUD (BOTTOM)
25	27-48399		1	GASKET, CARBURETOR
26	48359		1	BAFFLE, CARBUARETOR
27	22-48358		1	PLUG, INTAKE MANIFOLD VACUUM HOLE
28	10-22958		1	SCREW, THROTTLE CABLE TO CARBURETOR (1 1/8")
29	23-28626		1	BUSHING, THROTTLE CABLE SCREW
30	23-35040		1	SLEEVE, THROTTLE CABLE SCREW
31	25-35039		1	GROMMET, THROTTLE CABLE SCREW
32	23-32818		1	BUSHING, THROTTLE CABEL SCREW
33	12-20128		3	WASHER, THROTTLE CABLE SCREW
34	11-20190		1	NTU, THROTTLE CABLE SCREW
35	10-28701		1	SCREW, CARBURETOR TO INTAKE MANIFOLD (3 1/2")
	10-52743		1	SCREW, CARBURETOR TO INTAKE MANIFOLD (3 3/4")
36	16-46857		2	STUD, CARBUARETOR TOINTAKE MANIFOLD (1 1/8")
37	12-20084		4	WASHER, CARBURETOR SCREW AND STUD
38	13-39107		1	LACKWASHER, CARBURETOR STUD
39	11-46793		2	NUT, CARBURETOR STUD
40	47833		1	FLAME ARRESTOR, CARBURETOR

CONTINUED ON NEXT PAGE ➡


FUEL PUMP, FUEL FILTER AND CARBURETOR (ELECTRIC CHOKE)



FUEL PUMP, FUEL FILTER AND CARBURETOR (ELECTRIC CHOKE)

REF. NO.	PART NO.	SYM.	QTY.	DESCRIPTION
41	12-22937		1	WASHER, FLAME ARRESTOR STUD
42	11-20586		1	NUT, FLAME ARRESTOR STUD
43	32-47996		2	HOSE, VENT - CARBURETOR (13")
44	54-53101		4	CLAMP, VENT HOSE ATTACHING
45	47957		2	CONNECTOR, VEDNT HOSE TO ROCKER COVER
46	25-52188		2	GROMMET, ROCKER COVER TO VENT HOSE CONNECTOR
47	47502		1	BRACKET, MOUNTING - THROTTLE CABLE
-	12-26825		1	WASHER, SPACER - THROTTLE BRACKET TO CARBURETOR
48	24-32817		1	SPRING, THROTTLE RETURN
49	16-35897		1	STUD, THROTTLE CABLE TO MOUNTING BRACKET (1 11/16")
50	12-21631		2	WASHER, THROTTLE CABLE STUD
51	23-31866		1	SPACER, THROTTLE CABLE STUD
52	11-20586		1	NUT, THROTTLE CABLE STUD
53	52729		1	TAB, RETAINER - CHOKE RETURN SPRING
54	24-52728		1	SPRING, CHOKE RETURN
55	48315A4		1	PLUNGER AND LINK ASSEMBLY, CHOKE SOLENOID
56	12-38833		2	WASHER, PLUNGER AND LINK
57	18-26953		1	COTTER PIN, LUNGER AND LINK TO CHOKE LEVER
58	52667		1	CHOKE SOLENOID
59	13-26996		2	LOCKWASHER, SHOKE SOLENOID TERMINAL
60	11-20645		2	NUT CHOKE SOLENOID TERMINAL
61	52726		1	BRACKET, MOUNTING - CHOKE SOLENIOD
62	21625		2	SCREW, CHOKE SOLENOID TO MOUNTING BRACKET (3/4")
63	11-35888		2	NUT, CHOKE SOLENOID SCREW

CARBURETOR ASSEMBLY, COMPLETE (QUADRAJET)




QUADRAJET

CARBURETOR ASSEMBLY, COMPLETE (QUADRAJET)

REF. NO.	PART NO.	SYM.	QTY.	DESCRIPTION
-	1347-3353		1	CARBURETOR ASSEMBLY, COMPLETE (AUTOMATIC CHOKE)
-	134703237		1	CARBURETOR ASSEMBLY, COMPLETE (ELECTRIC CHOKE)
1	1397-3337		1	AIR HORN ASSEMBLY
2	1397-3314		1	LEVER, AIR VALVE LOCKOUT
3			1	ROLL PIN, LOCKOUT LEVER
4	1397-3313		2	HOLDER KIT, SECONDARY METERING ROD
5	1397-3338		2	METERING ROD, SECONDARY
6	10-48137		2	SCREW AIR HORN TO FLOAT BOWL (3/8")
7	10-34370		5	SCREW AIR HORN TO FLOAT BOWL (1")
8	10-48395		2	SCREW, AIR HORN TO FLOAT BOWL (3")
9	1397-3311		1	LEVER, ACUATING - PUMP
10			1	ROLL PIN, HINGE - PUMP LEVER
11			1	PUMP ASSEMBLY
12			1	SPRING, PUMP RETURN
13			1	NEEDLE AND SEAT ASSEMBLY
14			1	GASKET, NEEDLE AND SEAT
15			1	PULL CLIP, FLOAT NEEDLE
16			1	GASKET, AIR HORN
17			2	METERING ROD PRIMARY
18			2	JET, PRIMARY
19	1397-3321		1	CHOKE SHAFT AND LEVER ASSEMBLY
-	52730		1	CHOKE LEVER ELECTRIC CHOKE
20	10-27881		1	SCREW, CHOKE LEVER ATTACHING ELECTRIC CHOKE
21	13-26994		1	LOCKWASHER, CHOKE LEVER SCREW ELECTRIC CHOKE
22	11-21270		1	NUT, CHOKE LEVER SCREW ELECTRIC CHOKE
23	1307-3322		1	VALVE, CHOKE - CHOKE SHAFT (AUTOMATIC CHOKE)
	1397-3632		1	VALVE, CHOKE - CHOKE SHAFT (ELECTRIC CHOKE)
24	10-48139		2	SCREW, CHOKE VALVE TO CHOKE SHAFT
25	1397-3327		1	FLOAT ASSEMBLY
26	17-48140		1	PIN, HINGE - FLOAT
27	1397-3323		1	LEVER, INTERMEDIATE CHOKE
28	1397-3341		1	BAFFLE, FLOAT BOWL
29	1397-3324		1	ROD CHOKE
30			1	CLIP, CHOKE ROD
31	1397-3319		1	CAM, FAST IDLE
32	1397-3318		1	ROD, VACUUM CONTROL
33			1	CLIP, VACUUM CONTROL ROD
34	1397-3339		1	BRACKET ASSEMBLY, VACUUM CONTROL
35	10-48138		1	SCREW, VACUUM CONTROL BRACKET TO FLOAT BOWL
36	1397-3340		1	CONTROL ASSEMBLY, VACUUM
37	1397-3320		1	HOSE, VACUUM
38	1397-3328		1	POWER PISTON ASSEMBLY
39	24-48142		1	SPRING, METERING ROD - PRIMARY

CONTINUED ON NEXT PAGE ➡

CARBURETOR ASSEMBLY, COMPLETE (QUADRAJET)

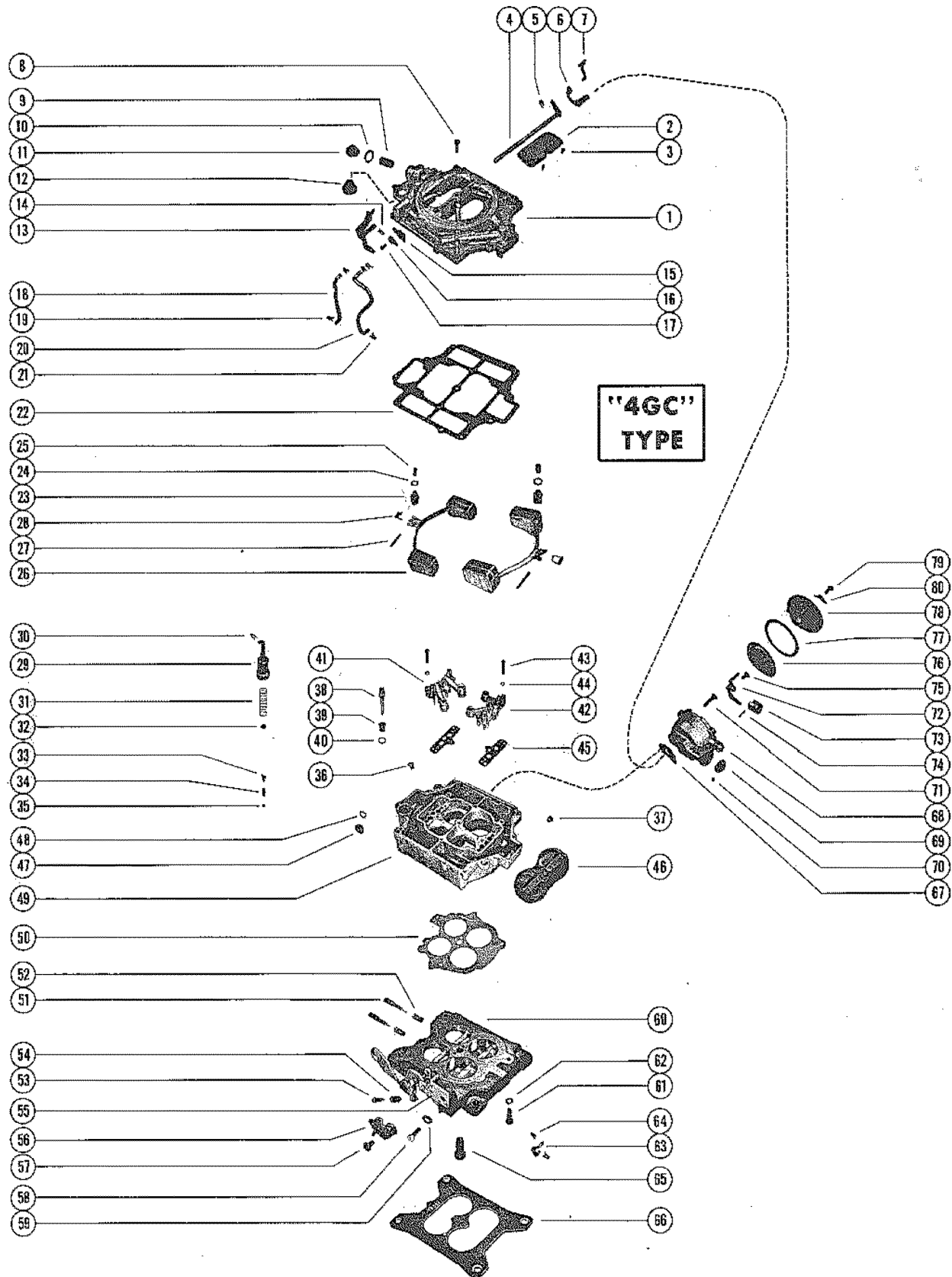


QUADRAJET

CARBURETOR ASSEMBLY, COMPLETE (QUADRAJET)

REF. NO.	PART NO.	SYM.	QTY.	DESCRIPTION
40	1397-3329		1	RETAINER, POWER PISTON
41	1397-3326		1	RETAINER, PUMP DISCHARGE BALL
42			1	BALL PUMP DISCHARGE
43	24-48141		1	SPRING, POWER PISTON
44	1397-3331		1	INSERT, FLOAT BOWL
45	1397-3325		1	FLOAT BOWL ASSEMBLY
46	10-48144		1	SCREW, IDLE STOP
47	24-34373		1	SPRING, IDLE STOP SCREW
48	24-48143		1	SPRING, FILTER NUT
49	35-53336		1	FILTER, FUEL INLET
50	1397-3330		1	NUT, FILTER - FUEL INLET
51			1	GASKET, FILTER NUT
52			1	GASKET, THROTTLE BODY
53	1397-3333		1	ROD, PUMP
54			1	CLIP, PUMP ROD
55	1397-3334		1	THROTTLE BODY ASSEMBLY
56			2	IDLE NEEDLE, THROTTLE BODY
57	24-33050		2	SPRING, IDLE NEEDLE
58	10-48145		3	SCREW, THROTTLE BODY TO FOAT BOWL
59	1397-3335		1	LEVER, CAM
60	1397-3336		1	LEVER, FAST IDLE
61	10-48146		1	SCREW, LEVER AND CAM TO THROTTLE BODY
-	1397-3315		1	SPRING AND CAM KIT, AIR VALVE
-	1397-3307		1	OVERHAUL KIT
-	1397-3309		1	GASKET SET
-	1397-3308		1	OFF ENGINE KIT

CARBURETOR ASSEMBLY, COMPLETE ("4GC" TYPE)

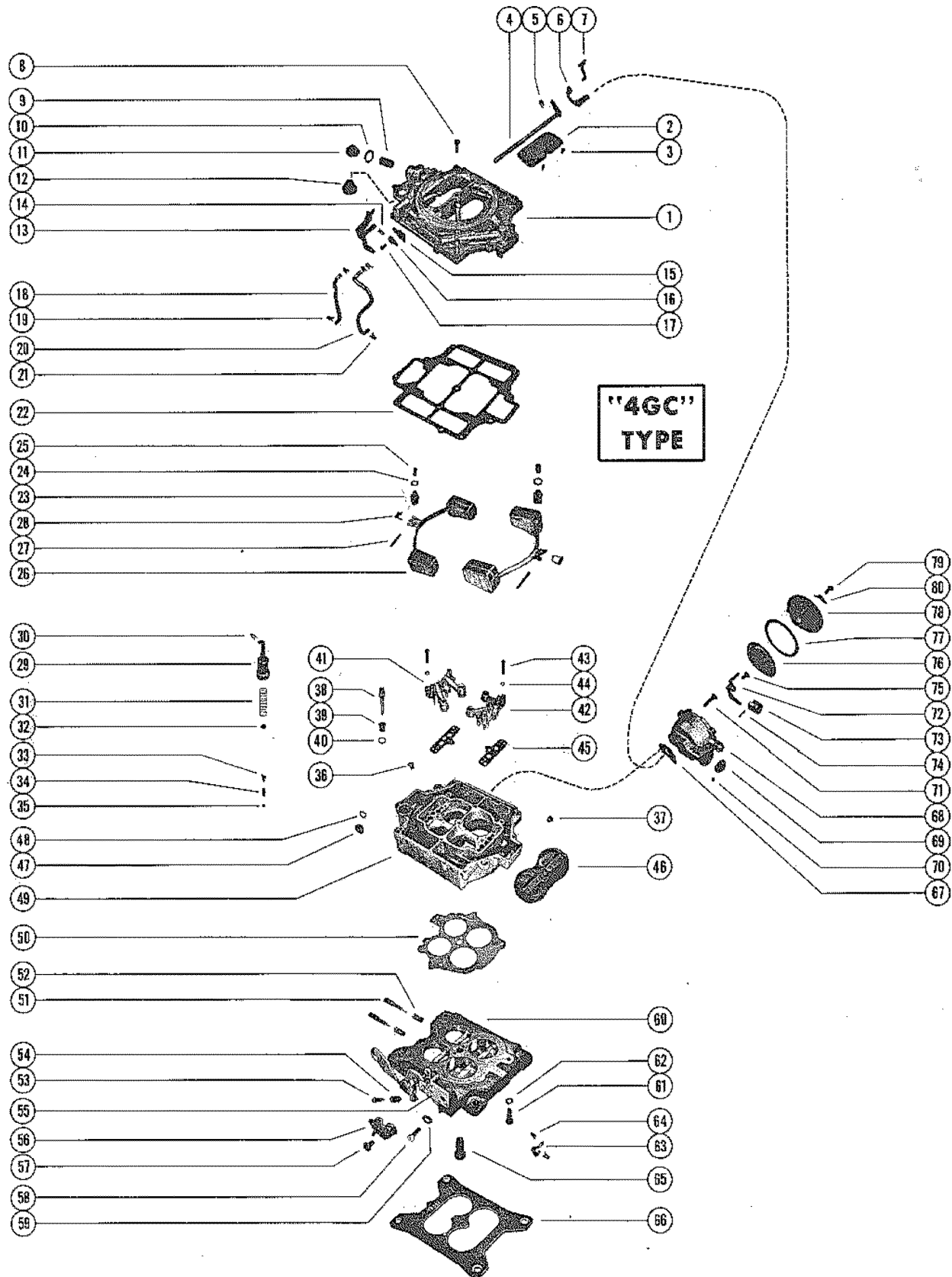


CARBURETOR ASSEMBLY, COMPLETE ("4GC" TYPE)

REF. NO.	PART NO.	SYM.	QTY.	DESCRIPTION
-	1337-2604		1	CARBURETOR ASSEMBLY, COMPLETE
1	1397-2135		1	AIR HORN ASSEMBLY
2	1397-2104		1	VALVE, CHOKE - CHOKE SHAFT
3	10-33045		2	SCREW, CHOKE VALVE TO CHOKE SHAFT
4	1397-2111		1	CHOKE SHAFT ASSEMBLY
5			1	CLIP, CHOKE SHAFT ROD
6	1397-2112		1	CHOKE SHAFT ASSEMBLY, INTERMEDIATE
7	1397-2117		1	ROD, CHOKE SHAFT
8	10-33554		13	SCREW, AIR HORN TO FLOAT BOWL
9			1	FILTER, AIR HORN NUT
10			1	GASKET, AIR HORN FILTER NUT
11	11-33561		1	NUT, FILTER - AIR HORN
12			1	BOOT, FLOAT BOWL PUMP
13	1397-2118		1	PUMP SHAFT AND LEVER ASSEMBLY, FLOAT BOWL
14			1	CLIP, PUMP SHAFT AND LEVER
15	1397-2113		1	CHOKE LEVER AND COLLAR ASSEMBLY, CHOKE SHAFT
16	1397-2105		1	LEVER, TRIP - CHOKE SHAFT
17	10-33056		1	SCREW TRIP LEVER TO CHOKE SHAFT
18	397-2121		1	ROD PUMP
19			2	CLIP, RETAINER - PUMP ROD
20	1397-2124		1	ROD CHOKE
21			3	PIN, HAIR, CHOKE ROD
22			1	GASKET, AIR HORN
23			2	INLET NEEDLE AND SEAT ASSEMBLY
24			2	GASKET, INLET NEEDLE AND SEAT
25			2	STRAINER, INLET NEEDLE AND SEAT
26	1397-2126		2	FLOAT ASSEMBLY
27	17-33555		2	PIN, HINGE - FLOAT TO AIR HORN
28	24-33571		2	SPRING, TORSION - FLOAT
29			1	PUMP ASSEMBLY, FLOAT BOWL
30			1	PIN, HAIR - FLOAT BOWL PUMP
31			1	SPRING FLOAT BOWL PUMP RETURN
32			1	BALL, FLOAT BOWL PUMP INLET CHECK
33			1	GUIDE, PUMP DISCHARGE - FLOAT BOWL
34			1	SPRING, PUMP DISCHARGE - FLOAT BOWL
35			2	BALL, PUMP DISCHARGE - FLOAT BOWL
36	1397-2453		2	JET, PRIMARY - FLOAT BOWL
37	1397-2451		2	JET, SECONDARY - FLOAT BOWL
38	1397-2129		1	POWER PISTON ASSEMBLY
39			1	POWER VALVE ASSEMBLY, FLOAT BOWL
40			1	GASKET, POWER VALVE
41	1397-2127		1	VENTURI CLUSTER ASSEMBLY, PRIMARY - FLOAT BOWL

CONTINUED ON NEXT PAGE ➡

CARBURETOR ASSEMBLY, COMPLETE ("4GC" TYPE)

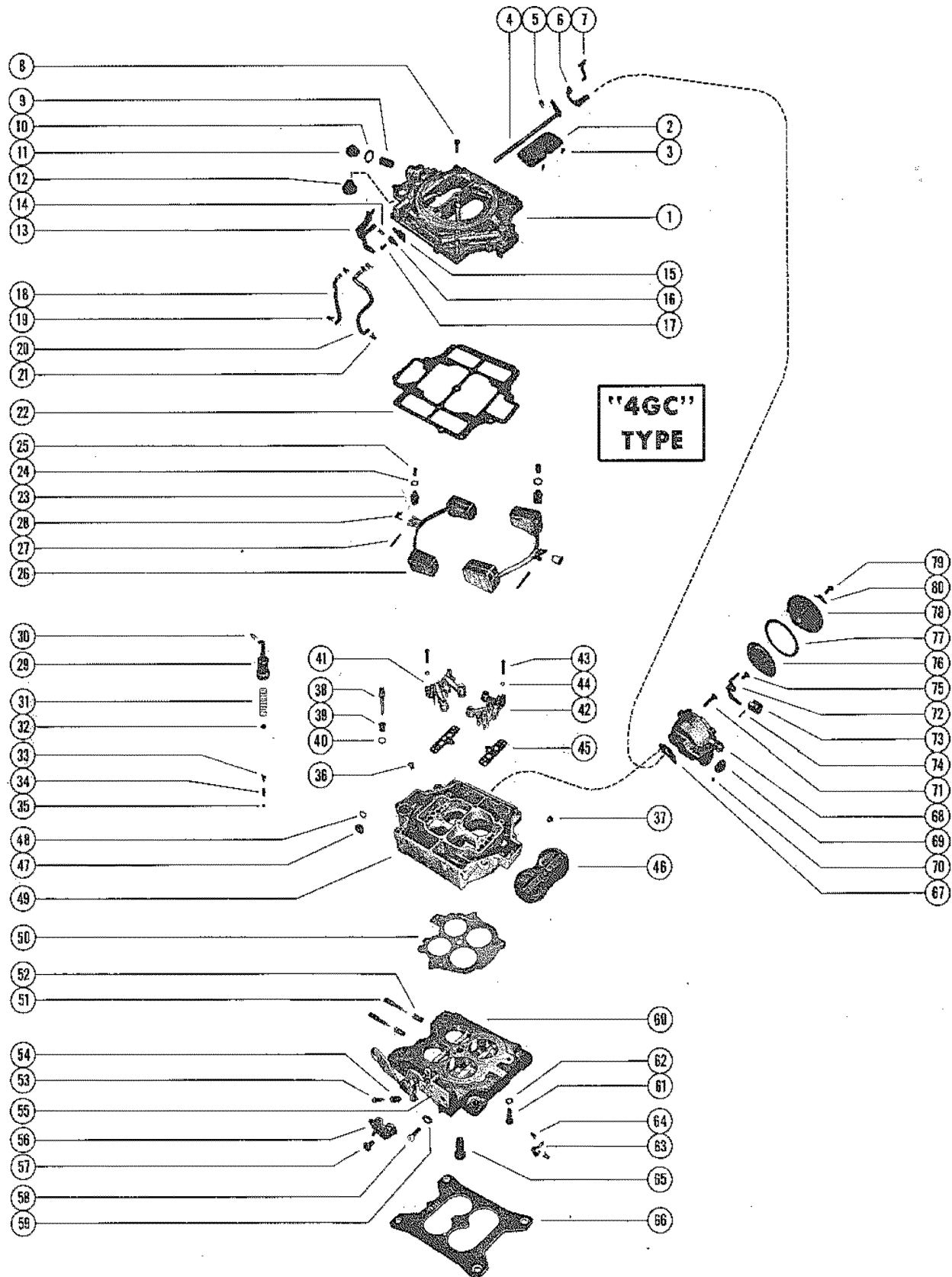


CARBURETOR ASSEMBLY, COMPLETE ("4GC" TYPE)

REF. NO.	PART NO.	SYM.	QTY.	DESCRIPTION
42	1397-2128		1	VENTURI CLUSTER ASSEMBLY, SECONDARY - FLOAT BOWL
43	10-33569		6	SCREW, VENTURI CLUSTER TO FLOAT BOWL
44	13-26995		6	LOCKWASHER, VENTUR CLUSTER GO FLOAT BOWL SCREW
45			2	GASKET, VENTURI CLUSTER
46	1397-2119		1	THROTTLE VALVE ASSEMBLY, AUXILIARY - FLOAT BOWL
47			1	STRAINER, INLET - FLOAT BOWL
48			1	RETAINER, INLET STRAINER TO FLOAT BOWL
49	1397-2607		1	FLOAT BOWL ASSEMBLY
50			1	GASKET, THROTTLE BODY
51	1397-2120		2	IDLE ADJUSTING NEEDLE, THROTTLE BODY (INCLUDED WITH 0)
52	24-33050		2	SPRING, IDLE ADJUSTING NEEDLE
53	1397-2061		1	IDLE STOP SCREW, THROTTLE BODY
54	24-33559		1	SPRING, IDLE STOP SCREW
55	1397-2122		1	BRACKET ASSEMBLY, CAM MOUNTING
56	1397-2136		1	CAM, FAST IDLE - MOUNTING BRACKET
57	10-33042		1	SCREW, FAST IDLE CAM TO CAM MOUNTING BRACKET
58	10-33553		1	SCREW, CAM MOUNTING BRACKET TO THROTTLE BODY
59	13-26993		1	LOCKWASHER, CAM MOUNTING BRACKET SCREW
60	1397-2138		1	THROTTLE BODY ASSEMBLY
61	10-33052		3	SCREW, THROTTLE BODY TO FLOAT BOWL (SMALL)
62	13-21547		3	LOCKWASHER, THROTTLE BODY TO FLOAT BOWL SCREW
63	1397-2123		2	LINK, SECONDARY LEVER - THROTTLE BODY
64			4	CLIP, SECONDARY LEVER LINK TO THROTTLE BODY
65	10-33562		1	SCREW, THROTTLE BODY TO FLOAT BOWL (LARGE)
66	27-33230		1	GASKET, CARBURETOR FLANGE (INCLUDED WITH 0)
67			1	GASKET, CHOKE HOUSING
68	1397-2116		1	CHOKE HOUSING ASSEMBLY
69	19-33041		1	WELCH PLUG, CHOKE HOUSING
70	1397-2050		1	PLUG, BALL - CHOKE HOUSING
71	10-33053		2	SCREW, CHOKE HOUSING TO FLOAT BOWL
72	1397-2115		1	LEVER ASSEMBLY, CHOKE PISTON
73	1397-2059		1	CHOKE PISTON, CHOKE HOUSING
74	17-33049		1	PIN, CHOKE PISTON TO CHOKE PISTON LEVER
75	10-33056		1	SCREW, CHOKE PISTON LEVER TO CHOKE HOUSING
76	1397-2110		1	PLATE, BAFFLE - CHOKE HOUSING
77			1	GASKET, STAT COVER AND COIL
78	1397-2125		1	STAT COVER AND COIL ASSEMBLY
79	10-33047		3	SCREW, STAT COVER AND COIL TO CHOKE HOUSING
80	54-33036		3	RETAINER, STAT COVER AND COIL TO CHOKE HOUSING SCREW

CONTINUED ON NEXT PAGE ➡

CARBURETOR ASSEMBLY, COMPLETE ("4GC" TYPE)

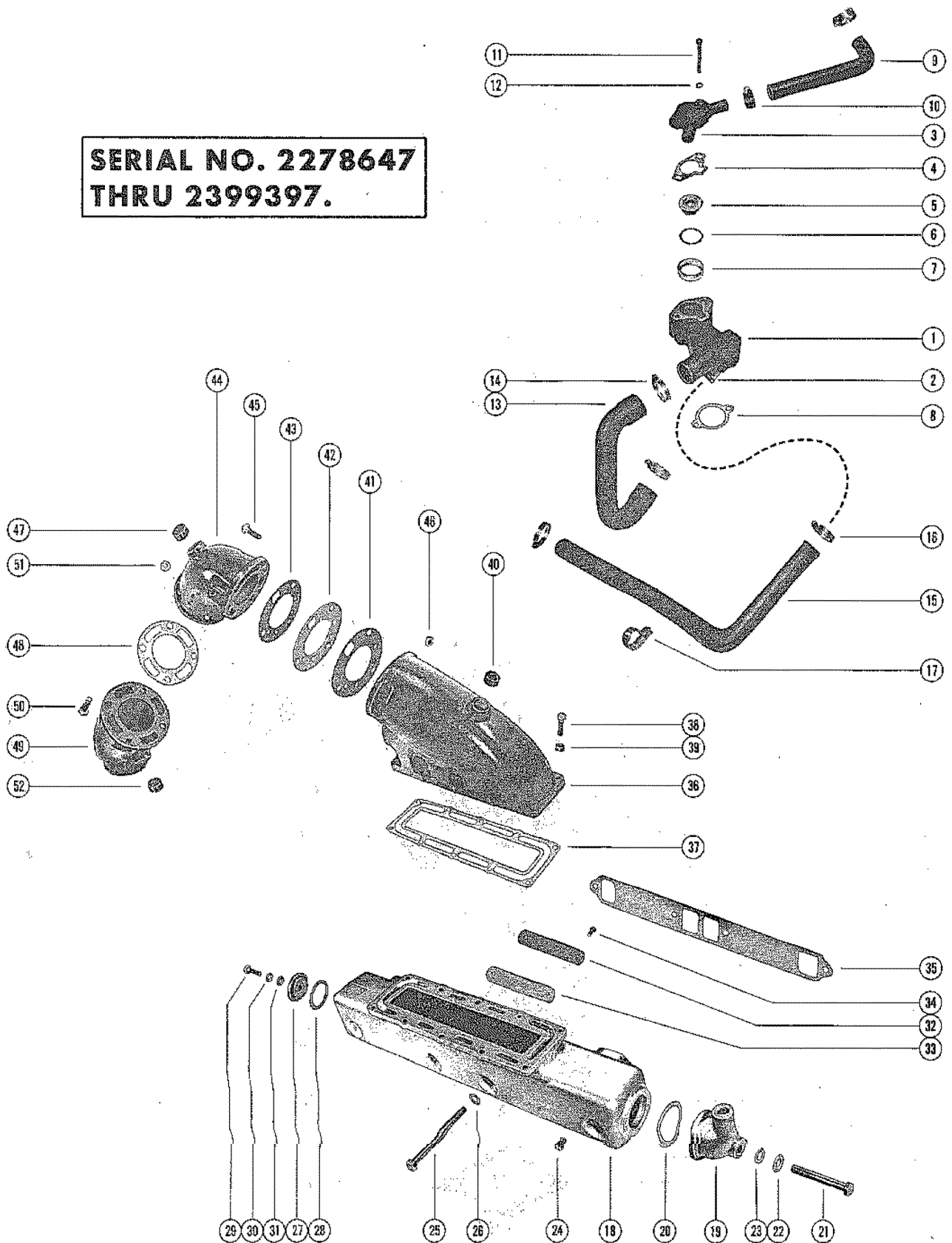


CARBURETOR ASSEMBLY, COMPLETE ("4GC" TYPE)

REF. NO.	PART NO.	SYM.	QTY.	DESCRIPTION
-	1397-2605		1	OVERHAUL KIT
-	1397-2606		1	OFF ENGINE KIT
-	1397-2134		1	GASKET KIT
-	1397-2217		1	ALTITUDE KIT (5,000 FT)
-	1397-2218		1	ALTITUDE KIT (10,000 FT)

EXHAUST MANIFOLD AND EXHAUST ELBOW

**SERIAL NO. 2278647
THRU 2399397.**



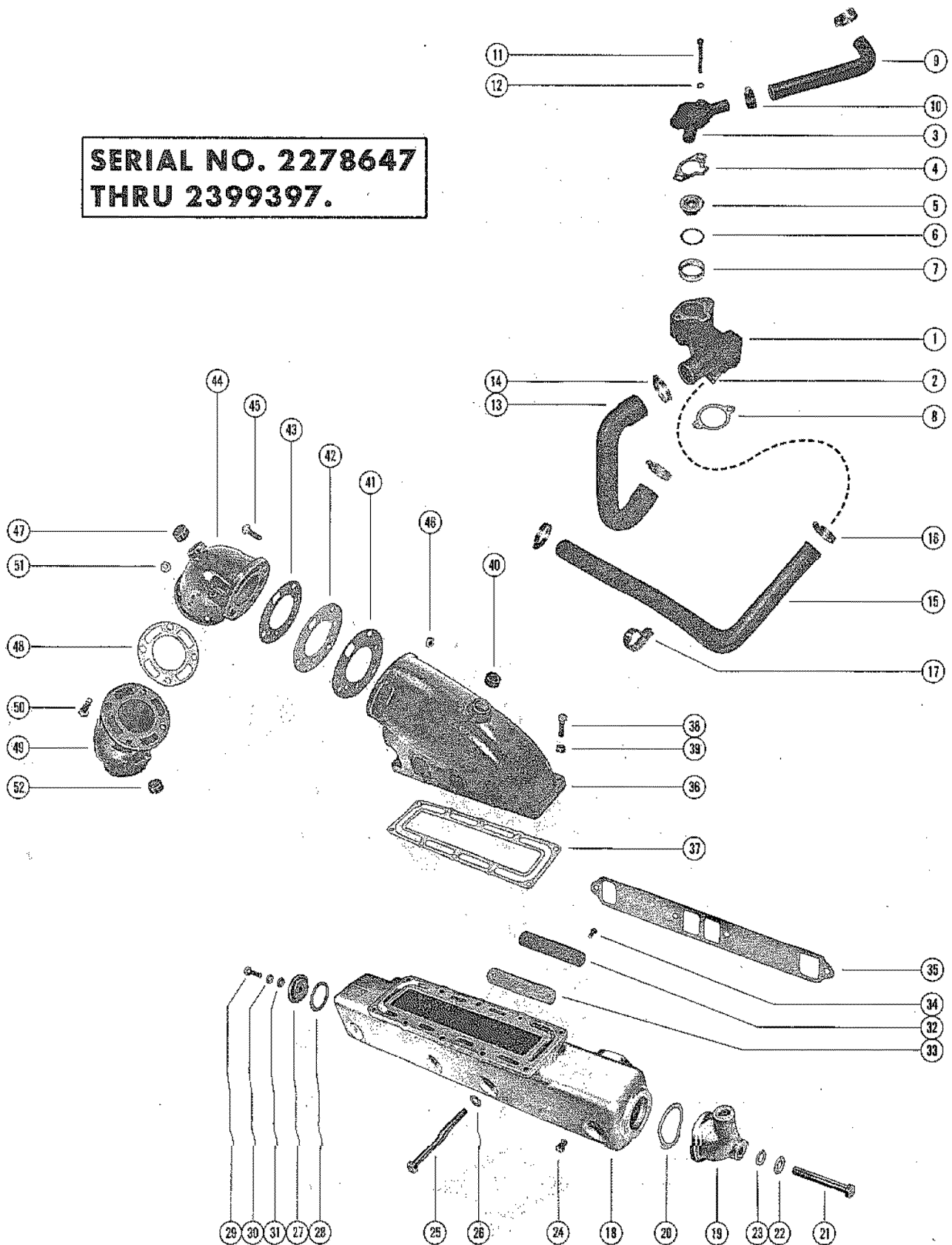
EXHAUST MANIFOLD AND EXHAUST ELBOW

REF. NO.	PART NO.	SYM.	QTY.	DESCRIPTION
1	49965A2		1	THERMOSTAT HOUSING ASSEMBLY
2	233-47511		1	SLEEVE, THERMOSTAT HOUSING
3	47441		1	COVER, THERMOSTAT HOUSING
4	27-47509		1	GASKET, THERMOSTAT HSG. (UPPER) SERIAL 02278647-02399197
	27-48818		1	GASKET, THERMOSTAT HSG. (UPPER) SERIAL 02399198-02399397
5	35884		1	THERMOSTAT
6	27-47510		1	GASKET, THERMOSTAT (MIDDLE)
7	23-47508		1	SLEEVE, THERMOSTAT HOUSING
8	27-33179		1	GASKET, THERMOSTAT HOUSING TO MANIFOLD (LOWER)
9	32-35567		2	HOSE, THERMOSTAT HOUSING TO EXHAUST MANIFOLD
10	54-32880		4	CLAMP, HOSE TO THERMOSTAT HOUSING AND EXHAUST MANIFOLD
11	10-35785		2	SCREW, THERMOSTAT HOUSING TO WATER METERING HOUSING (3 1/4")
12	13-37459		2	LOCKWASHER, THERMOSTAT HOUSING SCREW
13	323-33189		1	HOSE, THERMOSTAT HOUSING TO WATER PUMP
14	54-32781		2	CLAMP, HOSE THERMOSTAT HOUSING AND WATER PUMP
15	32-47684		1	HOSE, OIL COOLER TO THERMOSTAT HOUSING SERIAL 02278647-02399197
	32-49044		1	HOSE, WATER PUMP TO THERMOSTAT HOUSING SERIAL 02399198-02399397
16	54-32780		2	CLAMP, HOSE TO OIL COOLER AND THERMOSTAT HOUSING
17	54-47715		1	CLIP, HOSE TO CYLINDER BLOCK
18	37297		2	EXHAUST MANIFOLD (PROT AND STARBOARD)
19	36306		2	HOUSING, WATER INLET - EXHAUST MANIFOLD
20	27-33180		2	GASKET, WATER INLET HOUSING
21	10-31827		2	SCREW, WATER INLET HOUSING TO EXHAUST MANIFOLD (3")
22	12-20553		2	WASHER, WATER INLET HOUSING SCREW
23	12-33181		2	WASHER, COPPER - WATER INLET HOUSING SCREW
24	22-32802		2	PULG, PIPE - EXHAUST MANIFOLD
25	10-33389		8	SCREW, EXHAUST MANIFOLD TO CYL. HEAD (4 1/4")
26	12-20553		8	WASHER, EXHAUST MANIFOLD SCREW
27	35298A1		2	END CAP ASSEMBLY, EXHAUST MANIFOLD
28	27-33180		2	GASKET END CAP
29	10-28464		2	SCREW, END CAP TO EXHAUST MANIFOLD (1 1/2")
30	12-20553		2	WASHER, END CAP SCREW
31	12-33181		2	WASHER, COPPER - END CAP SCREW
32	33183		1	COVER. CHOKE OVEN - STARBOARD EXHAUST MANIFOLD SERIAL 02399198-02399397
33	27-33184		1	GASKET, CHOKE OVEN COVER SERIAL 02399198-02399397
34	10-22022		2	SCREW, CHOKE COVER TO EXHAUST MANIFOLD (3/8") SERIAL 02399198-02399397

CONTINUED ON NEXT PAGE ➡

EXHAUST MANIFOLD AND EXHAUST ELBOW

**SERIAL NO. 2278647
THRU 2399397.**

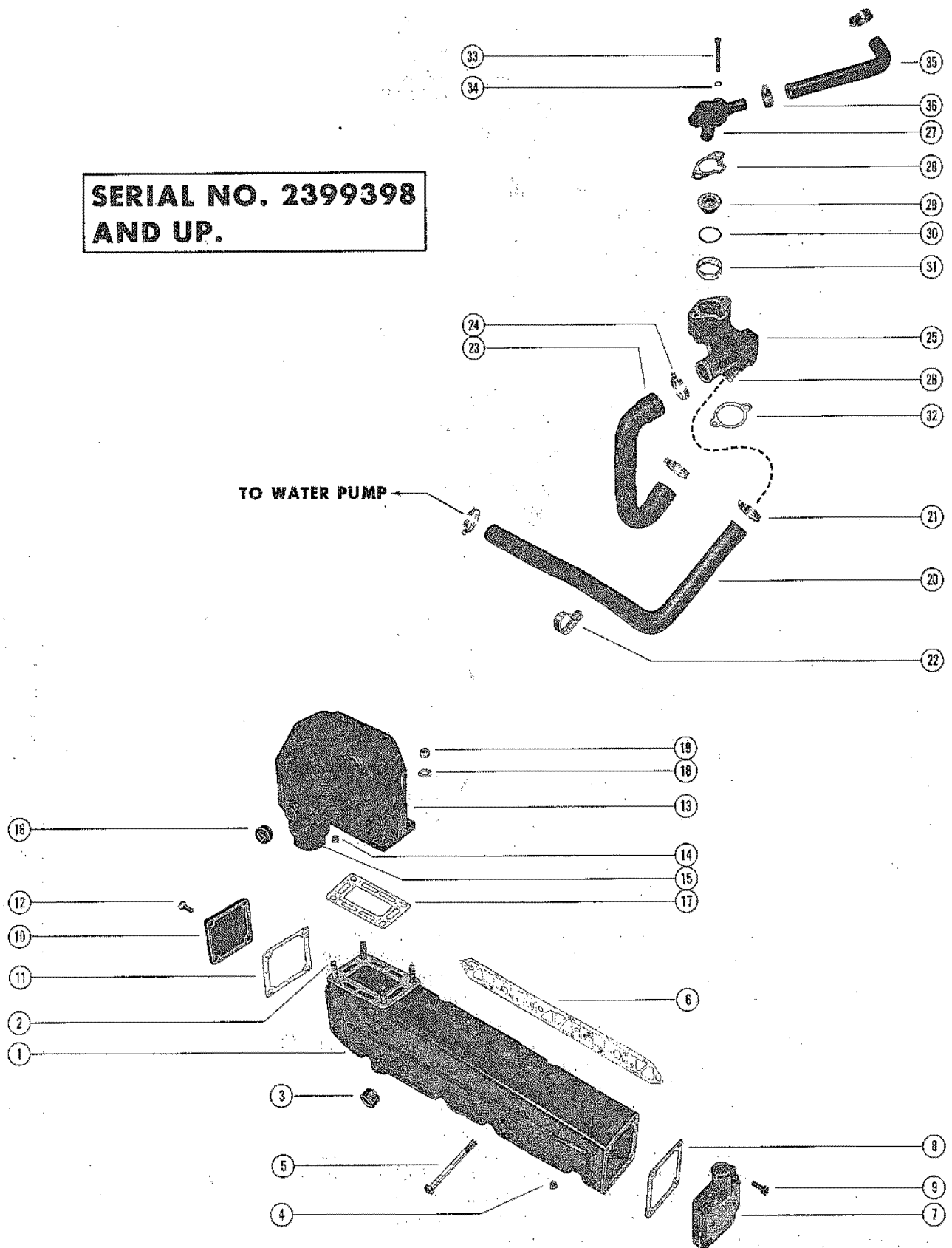


EXHAUST MANIFOLD AND EXHAUST ELBOW

REF. NO.	PART NO.	SYM.	QTY.	DESCRIPTION
35	27-33395		2	GASKET, EXHAUST MANIFOLD TO CYLINDER HEAD
36	37298		2	ELBOW, EXHAUST MANIFOLD
37	27-37296		2	GASKET, EXHAUST MANIFOLD ELBOW
38	10-37258		20	SCREW, EXHAUST MANIOLD ELBOW TO EXHAUST MANIFOLD (1 1/4")
39	11-28770		20	NUT, EXHAUST MANIFOLD ELBOW SCREW
40	22-33198		2	PLUG, PIPE - EXHAUST MANIFOLD ELBOW
41	27-35671		2	GASKET, EXHAUST MANIFOLD ELBOW TO FACE PLATE
42	35672		2	PLATE, FACE - EXHAUST MANIFOLD ELBOW TO UPPER EXHAUST ELBOW
43	27-35671		2	GASKET, UPPER EXHAUST ELBOW TO FACE PLATE
44	35674		2	ELBOW, EXHAUST - UPPER
45	10-21951		6	SCREW, UPPER ELBOW TO EXHAUST MANIFOLD ELBOW
46	11-52569		6	NUT, UPPER EXHAUST ELBOW SCREW
47	22-33198		2	PULG, PIPE - UPPER EXHAUST ELBOW
48	27-35673		2	GASKET, UPPER EXHAUST ELBOW TO LOWER EXHAUST ELBOW
49	35675		2	ELBOW, EXHAUST - LOWER
50	10-21951		8	SCREW, UPPER EXHAUST ELBOW TO LOWER EXHAUST ELBOW (1 1/4")
51	11-25269		8	NUT, LOWER EXHAUST ELBOW SCREW
52	22-33198		4	PLUG, PIPE - LOWER EXHAUST ELBOW

EXHAUST MANIFOLD AND EXHAUST ELBOW

**SERIAL NO. 2399398
AND UP.**



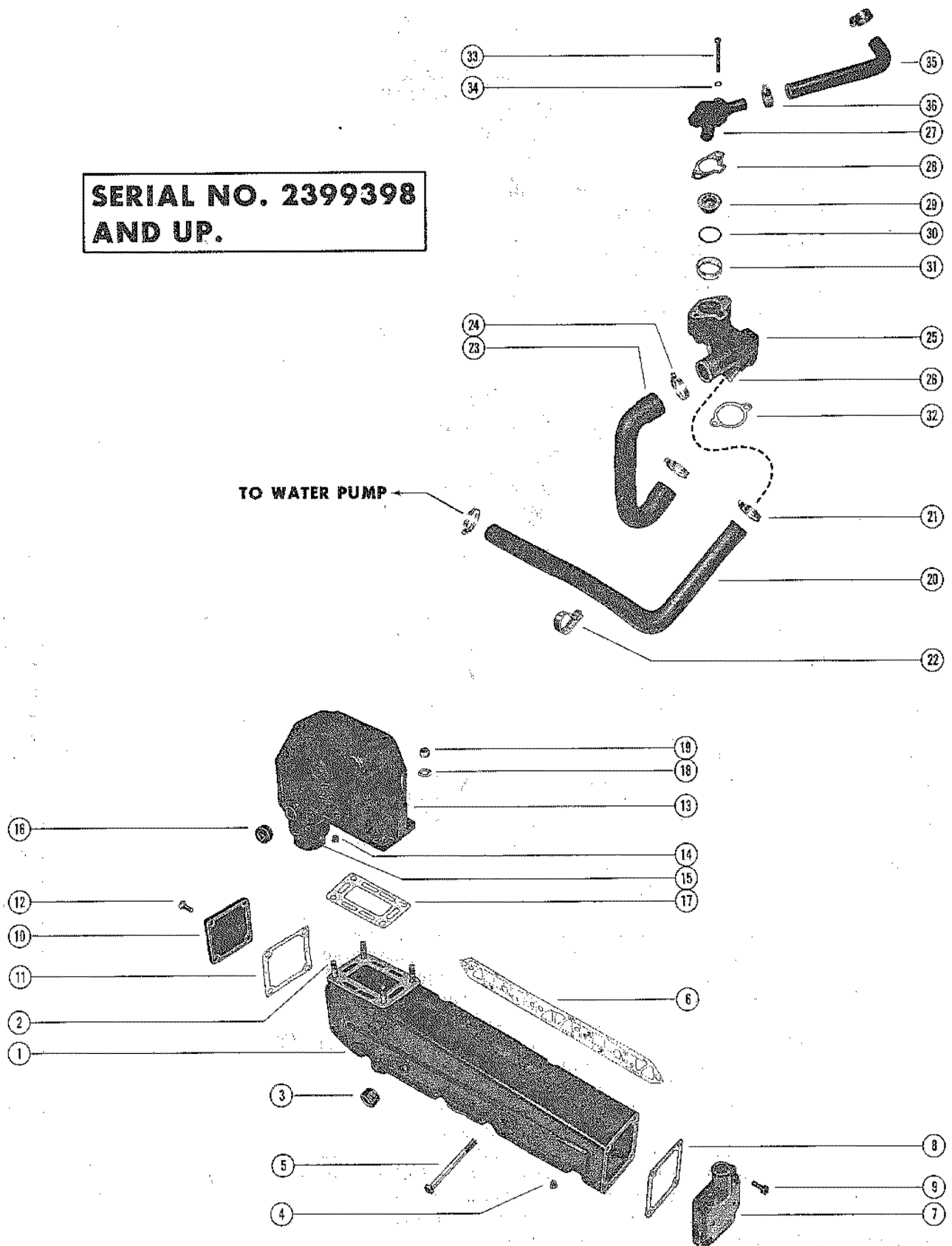
EXHAUST MANIFOLD AND EXHAUST ELBOW

REF. NO.	PART NO.	SYM.	QTY.	DESCRIPTION
1	47737A1		1	EXHAUST MANIFOLD ASSEMBLY, PORT
	47738A1		1	EXHAUST MANIFOLD ASSEMBLY, STARBOARD
2	16-49545		8	STUD, EXHAUST MANIFOLD TO EXHAUST ELBOW (1 3/4")
3	22-48118		6	PLUG, EXHAUST MANIFOLD
4	22-32802		2	PLUG, PIPE - EXHAUST MANIFOLD
5	10-53728		8	SCREW, EXHAUST MANIFOLD TO CYLINDER HEAD (4 1/2")
6	27-33395		2	GASKET, EXHAUST MANIFOLD TO CYLINDER HEAD
7	48044		2	END CAP/CONNECTOR, MANIFOLD (FRONT) - AUTOMATIC CHOKE
	52999		2	END CAP/CONNECTOR, MANIFOLD (FRONT) - ELECTRIC CHOKE
	27-48043		2	GASKET, END CAP/CONNECTOR TO MANIFOLD
	10-25038		8	SCREW, END CAP/TO MANIFOLD (7/8") - AUTOMATIC CHOKE
9	10-35386		6	SCREW, END CAP TO MANIFOLD (1") ELECTRIC CHOKE
	53016		2	SCREW, END CAP TO MANIFOLD (1 1/4") ELECTRIC CHOKE
10	48045		2	END CAP, EXHAUST MANIFOLD (REAR)
11	27-48043		2	GASKET, END CAP TO EXHAUST MANIFOLD
12	10-25038		8	SCREW, END CAP TO MANIFOLD (7/8")
13	47877A1		2	EXHAUST ELBOW ASSEMBLY (90 DEGREES) 2
	48101A1		2	EXHAUST ELBOW ASSEMBLY (STRAIGHT)
14	22-32802		2	PLUG, PIPE - EXHAUST ELBOW
15	32-49705		2	TUBE, WATER SEPARATION - EXHAUST ELBOW
16	22-48118		8	PLUG, EXHAUST ELBOW
17	27-48042		2	GASKET, EXHAUST ELBOW TO EXHAUST MANIFOLD
18	13-37459		8	LOCKWASHER, EXHAUST ELBOW TO EXHAUST MANIFOLD STUD
19	11-49838		8	NUT, EXHAUST ELBOW TO EXHAUST MANIFOLD STUD
20	32-49044		1	HOSE, WATER PUMP TO THERMOSTAT HOUSING
21	54-32780		2	CLAMP, HOSE TO WATER PUMP AND THERMOSTAT HOUSING
22	54-47715		1	CLIP, HOSE TO CYLINDER BLOCK
23	32-33189		1	HOSE, THERMOSTAT HOUSING TO WATER PUMP
24	54-32781		2	CLAMP, HOSE TO THERMOSTAT HOUSING AND WATER PUMP
25	49965A2		1	THERMOSTAT HOUSING ASSEMBLY (AUTOMATIC CHOKE)
	52877A1		1	THERMOSTAT HOUSING ASSEMBLY (ELECTRIC CHOKE)
26	23-47511		1	SLEEVE, THERMOSTAT HOUSING
27	47441		1	COVER, THERMOSTAT HOUSING PART OF B-49965A2 HOUSING ASSEMBLY
28	27-48818		1	GASKET, THERMOSTAT HOUSING (UPPER) PART OF B-49965A2 HOUSING ASSEMBLY
29	35884		1	THERMOSTAT
30	27-47510		1	GASKET, THERMOSTAT (MIDDLE)
31	23-47508		1	SLEEVE, THERMOSTAT HOUSING

CONTINUED ON NEXT PAGE ➡

EXHAUST MANIFOLD AND EXHAUST ELBOW

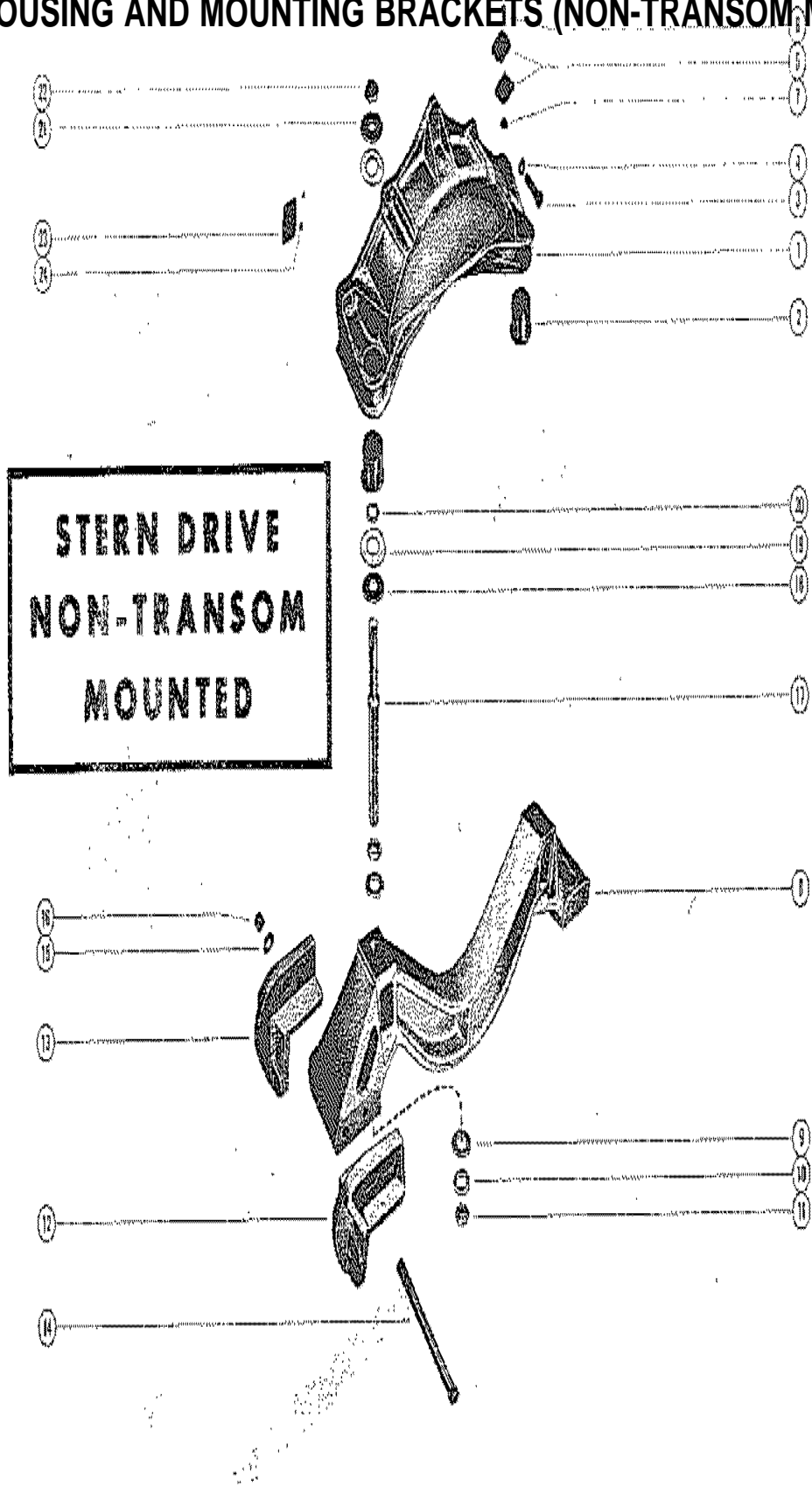
**SERIAL NO. 2399398
AND UP.**



EXHAUST MANIFOLD AND EXHAUST ELBOW

REF. NO.	PART NO.	SYM.	QTY.	DESCRIPTION
32	27-33179		1	GASKET, THERMOSTAT HSG. TO MASNIFOLD (AUTOMATIC CHOKE)
	27-53045		1	GASKET, THERMOSTAT HSG. TO MANIFOLD (ELECTRIC CHOKE)
33	10-48115		2	SCREW, THERMOSTAT HSG. TO WATER METERING HSG. (3 1/2")
34	13-37459		2	LOCKWASHER, THERMOSTAT HOUSING SCREW
35	32-48131		2	HOSE, THERMOSTAT HOUSING TO EXHAUST MANIFOLD
36	54-32880		4	CLAMP, HOSE TO THERMOSTAT HOUSING AND EXHUAST MANIFOLD

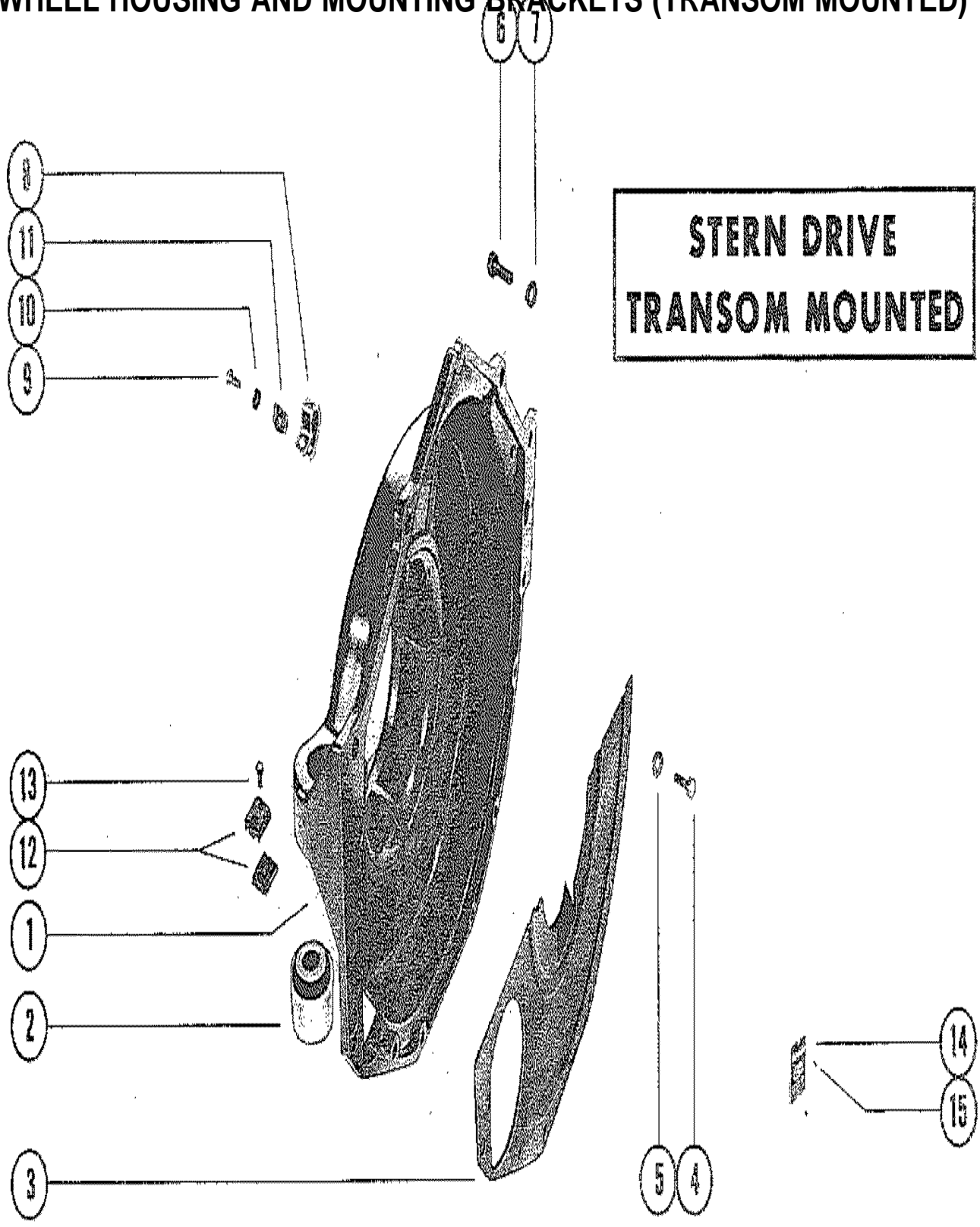
FLYWHEEL HOUSING AND MOUNTING BRACKETS (NON-TRANSOM MOUNTED)



FLYWHEEL HOUSING AND MOUNTING BRACKETS (NON-TRANSOM MOUNTED)

REF. NO.	PART NO.	SYM.	QTY.	DESCRIPTION
1	46354A1		1	HOUSING ASSEMBLY, FLYWHEEL
2	35852		2	MOUNT, FLYWHEEL HOUSING
3	10-28464		3	SCREW, FLYWHEEL HOUSING TO CYLINDER BLOCK (1 1/2)
	10-20359		2	SCREW, FLYWHEEL HOUSING TO CYLINDER BLOCK (1")
	10-37612		1	SCREW, FLYWHEEL HOUSING TO CYLINDER BLOCK (1 1/4")
	10-32132		1	SCREW, FLYWHEEL HOUSING TO CYLINDER BLOCK (1 3/4")
4	13-37459		7	LOCKWASHER, FLYWHEEL HOUSING SCREW
5	39974		2	CONNECTOR, HARNESS LEADS TO FLYWHEEL HOUSING
6	10-45210		2	SCREW, CONNECTOR TO FLYWHEEL HOUSING (1 1/4")
7	11-24656		2	NUT, CONNECTOR SCREW
8	32888		1	BRACKET, REAR SUPPORT
9	12-34726		4	WASHER, REAR SUPPORT BRACKET ADJUSTING STUD
10	13-33164		2	LOCKWASHER, REAR SUPPORT BRACKET ADJUSTING STUD
11	11-20739		4	NUT, JAM-REAR SUPPORT BRACKET ADJUSTING STUD
12	32889		2	PLATE, BEARING-REAR SUPPORT BRACKET
13	32890		2	PLATE, BEARING-REAR SUPPORT BRACKET
14	10-33158		4	SCREW, BEARING PLATE TO REAR SUPPORT BRACKET (5 1/2")
15	12-20553		8	WASHER, BEARING PLATE SCREW
16	11-25269		4	NUT, BEARING PLATE TO REAR SUPPORT BRACKET SCREW
17	16-33172		2	STUD, ADJUSTING- REAR SUPPORT BRACKET
18	12-33869		2	WASHER, REAR SUPPORT BRACKET ADJUSTING STUD
19	12-32638		4	WASHER, RUBBER-REAR SUPPORT BRACKET ADJUSTING STUD
20	12-33182		2	WASHER, REAR SUPPORT BRACKET ADJUSTING STUD (SMALL)
21	12-33171		2	WASHER, REAR SUPPORT BRACKET ADJUSTING STUD
22	11-22339		2	NUT, REAR SUPPORT BRACKET ADJUSTING STUD (TOP)
23	38-31042		1	SERIAL PLATE, CYLINDER BLOCK
24	10-20314		2	SCREW, DRIVE-SERIAL PLATE TO CYLINDER BLOCK


FLYWHEEL HOUSING AND MOUNTING BRACKETS (TRANSOM MOUNTED)



FLYWHEEL HOUSING AND MOUNTING BRACKETS (TRANSOM MOUNTED)

REF. NO.	PART NO.	SYM.	QTY.	DESCRIPTION
1	53652A1		1	HOUSING ASSEMBLY, FLYWHEEL
2	35852		2	MOUNT RUBBER - FLYWHEEL HOUSING
3	35864		1	COVER PLATE, FLYWHEEL HOUSING
4	10-25299		6	SCREW, COVER PLATE TO FLYWHEEL HOUSING (3/4")
5	13-39107		6	;LOCKWASHER, COVER PLATE SCREW
6	10-34354		4	SCREW, FLYWHEEL HOUSING TO BLOCK (1 2/2")
	10-53734		2	SCREW, FLYWHEEL HOUSING TO BLOCK (3")
7	13-37459		6	LOCKWASHER, FLYWHEEL HOUSING SCREW
8	54-46997		1	CLAMP, WIRING HARNESS TO HOUSING
9	10-22245		1	SCREW, WIRING HARNESS CLAMP ATTACHING (1/2:")
10	13-26996		1	LOCKWASHER, WIRING HARNESS CLAMP SCREW
11	22789		1	"D" WASHER, WIRING HARNESS SCREW
12	39974		2	CONNECTOR, HARNESS LEADS TO FLYWHEEL HOUSING
13	10-47618		2	SCREW, CONNECTOR TO FLYWHEEL HOUSING (1")
14	38-31042		1	SERIALK PLATE
15	10-20314		2	SCREW, DRIVE-SERIAL PLATE TO CYLINDRE BLOCK (3/16")

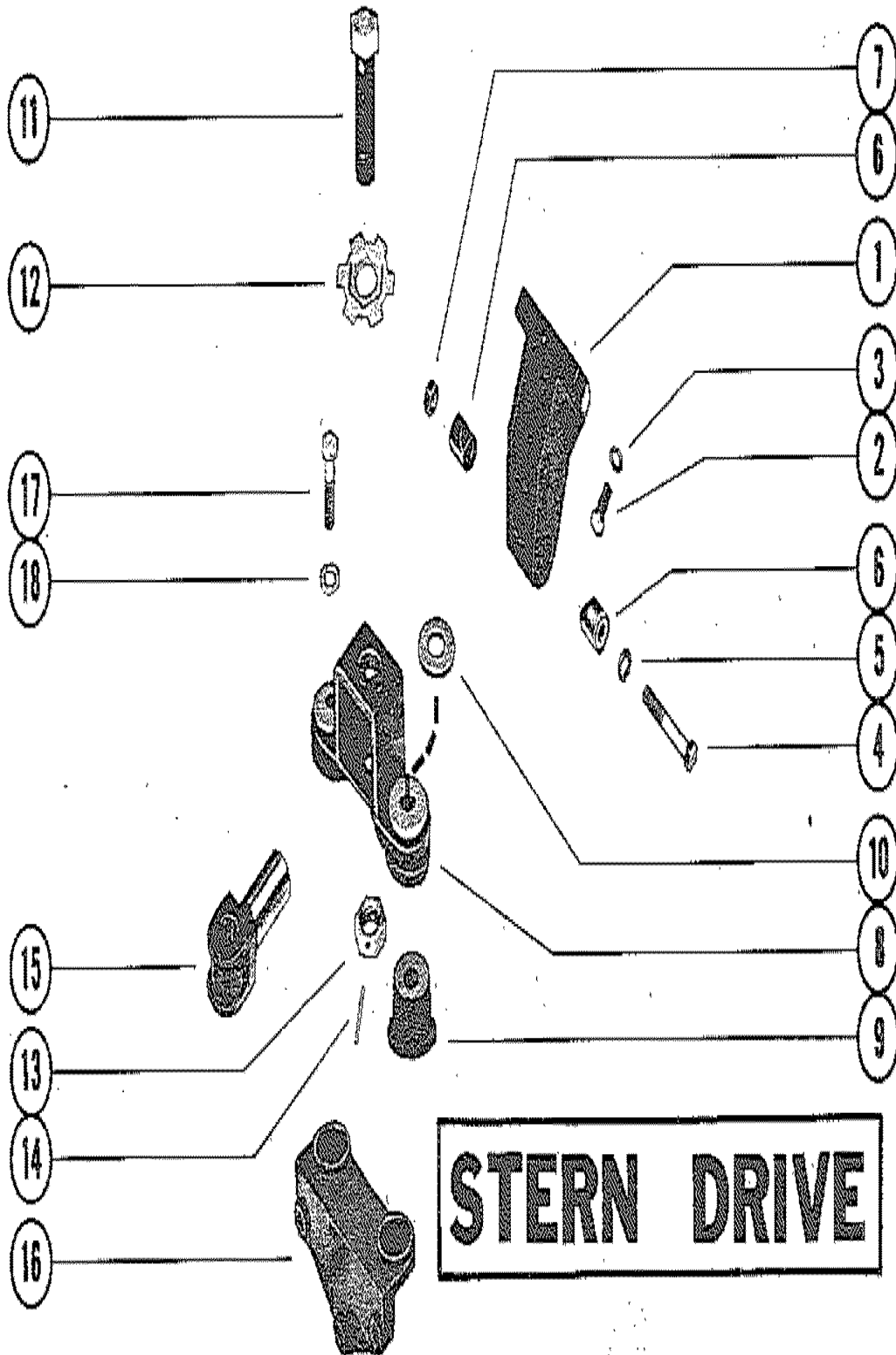
FLYWHEEL HOUSING AND OIL COOLER (INBOARD)



FLYWHEEL HOUSING AND OIL COOLER (INBOARD)

REF. NO.	PART NO.	SYM.	QTY.	DESCRIPTION
1	47553		1	HOUSING, FLYWHEEL
2	23-47511		2	SLEEVE, CONNECTING - FLYWHEEL HOUSING
3	22-32802		1	PLUG, DRAIN - FLYWHEEL HOUSING
4	47542		1	COVER, FLYWHEEL HOUSING
5	10-28635		4	SCREW, COVER TO FLYWHEEL HOUSING (5/8")
6	13-26992		4	LOCKWASHER, COVER SCREW
7	38-47520		1	SERIAL PLATE
8	10-20314		4	SCREW, SERIAL PLATE ATTACHING
9	10-26632		3	SCREW, FLYWHEEL HOUSING TO ENGINE (1 1/4")
10	10-45363		2	SCREW, FLYWHEEL HOUSING TO ENGINE (2 5/8")
11	12-33181		2	WASHER, SEALING - FLYWHEEL HOUSING SCREW
12	47610		1	COOLER, OIL
13	47490		1	COVER, OIL COOLER
14	27-47495		1	GASKET, OIL COOLER COVER
15	25-47632		2	"O" RING, SEALING - OIL COOLER
16	11-47521		2	NUT, JAM - OIL COOLER
17	22-47917		1	ELECTRODE, OIL COOLER
18	10-20362		6	SCREW, OIL COOLER COVER TO FLYWHEEL HOUSING (1 7/16")
19	12-36533		2	WASHER, OIL COOLER COVER SCREW
	13-26421		4	LOCKWASHER, OIL COOLER COVER SCREW

ENGINE MOUNTING (STERN DRIVE)

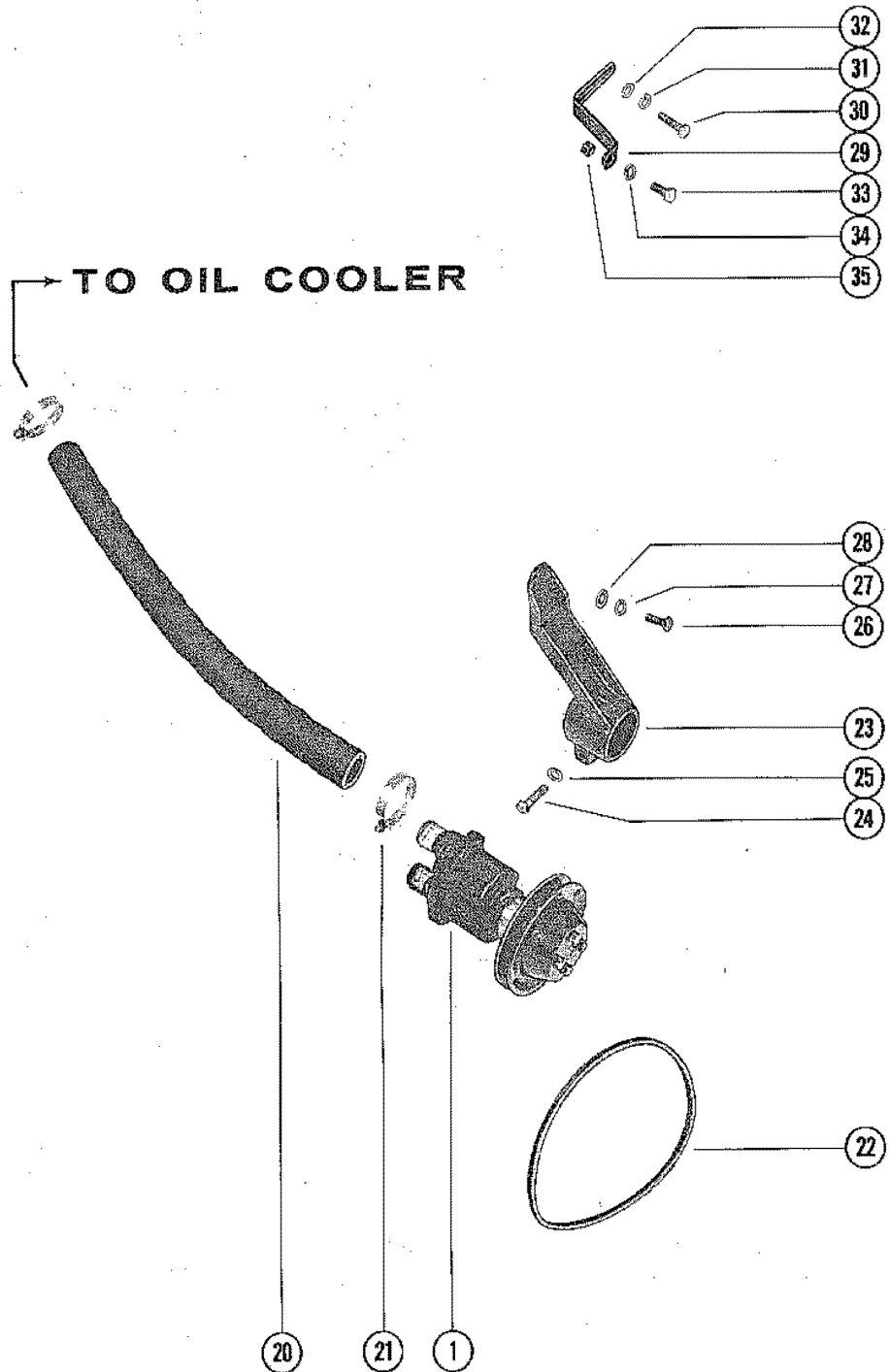
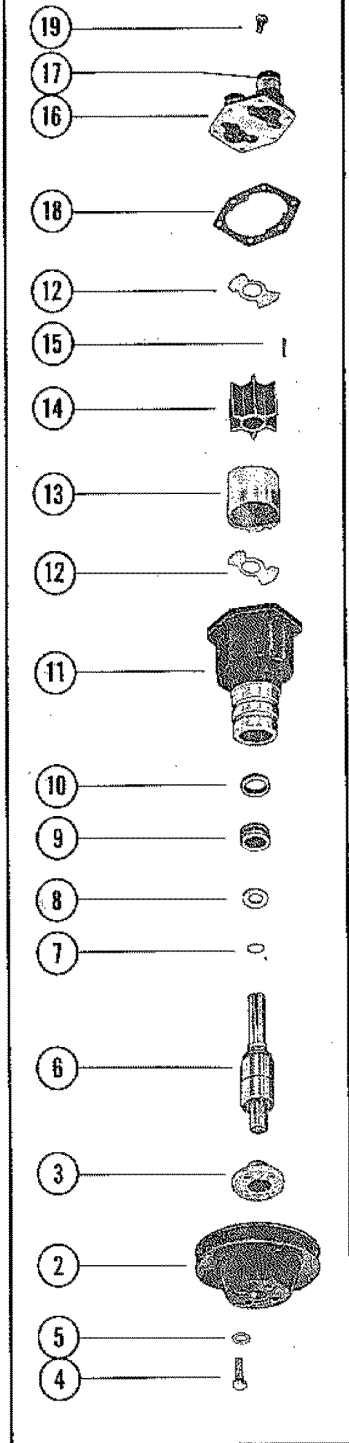


ENGINE MOUNTING (STERN DRIVE)

REF. NO.	PART NO.	SYM.	QTY.	DESCRIPTION
1	48709		2	BRACKET, MOUNTING (FRONT)
2	10-37612		6	SCREW, MOUNTING BRACKET TO CYLINDER BLOCK (1 1/4")
3	13-35048		6	LOCKWASHER, MOUNTING BRACKET SCREW
4	10-47654		2	SCREW, CLAMP - ADJUSTING TRUNNION (2 3/4")
5	13-32993		2	LOCKWASHER, CLAMP ADJUSTING TRUNNION SCREW
6	54-47528		4	CLAMP, ADJUSTING TRUNNION SCREW
7	11-29553		2	NUT, CLAMP ADJUSTING TRUNNION SCREW
8	47601A2		2	BRACKET ASSEMBLY, MOUNTING - FRONT (NON-TRANSOM MOUNTED)
9	47656		4	MOUNT, MOUNTING BRACKET (NON-TRANSOM MOUNTED)
10	12-48611		4	WASHER, MOUNTING BRACKET (NON-TRANSOM MOUNTED)
11	10-47652		2	SCREW, ADJUSTING TRUNNION (3 5/8") (NON-TRANSOM MOUNTED)
8	52139A4		2	BRACKET ASSEMBLY, MOUNTING - FRONT (TRANSOM MOUNTED)
9	52753		4	MOUNT, MOUNTING BRACKET (TRANSOM MOUNTED)
10	12-48611		4	WASHER, MOUNTING BRACKET (TRANSOM MOUNTED)
11	10-52156		2	SCREW, ADJUSTING TRUNNION (4 1/2") (TRANSOM MOUNTED)
12	14-48467		2	TAB WASHER, ADJUSTING TRUNNION SCREW
13	11-47525		2	NUT, JAM - ADJUSTING TRUNNION SCREW
14	17-22116		2	PIN, ROLL - JAM NUT
15	47518		2	TRUNNION, ADJUSTING - MOUNTING BRACKET
16	47986		2	BRACKET, MOUNTING - ENGINE
17	10-48254		4	SCREW, MOUNTING BRACKET ATTACHING (2 1/8")
18	13-31848		4	LOCKWASHER, MOUNTING BRACKET SCREW

WATER PUMP ASSEMBLY, COMPLETE

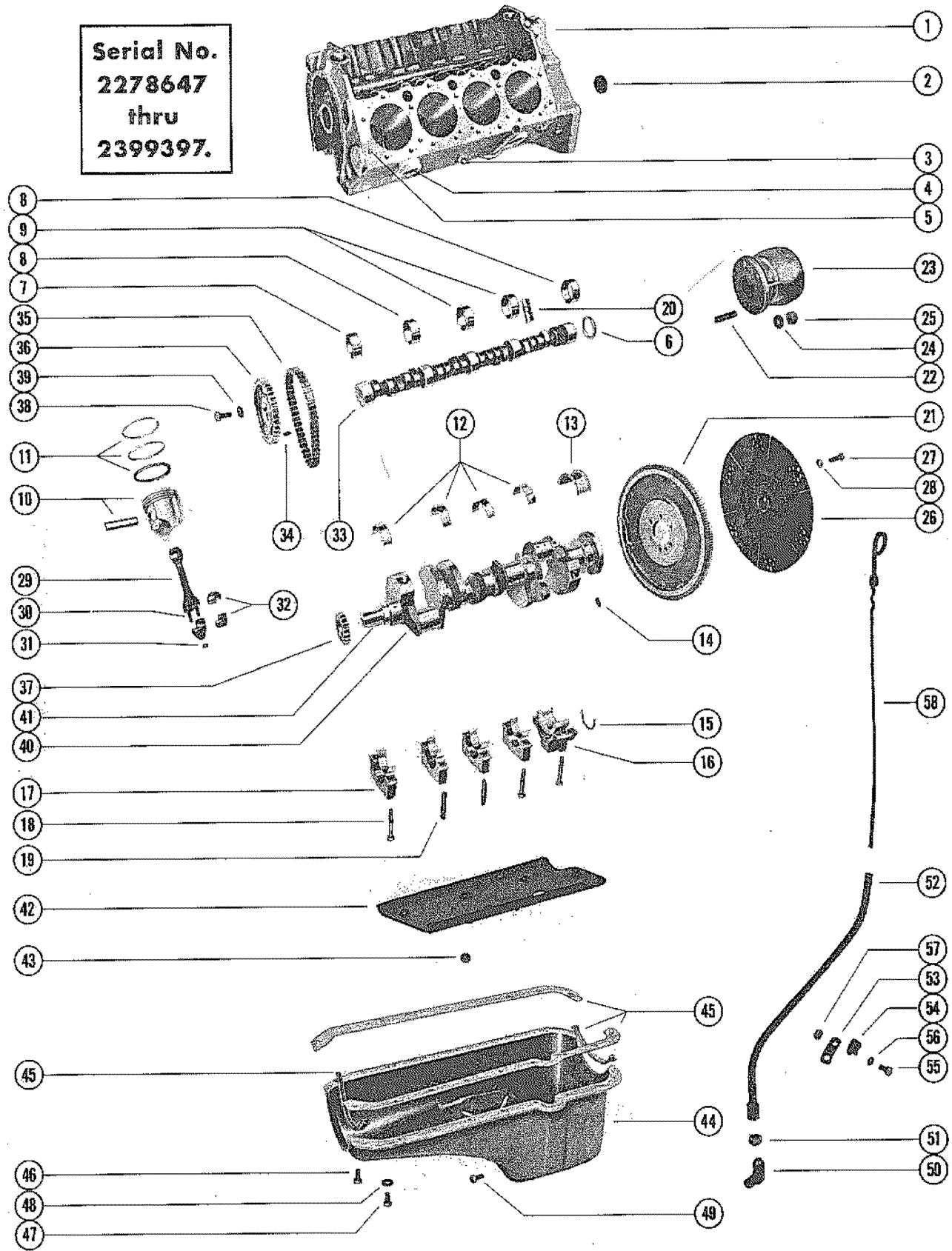
BREAKDOWN OF WATER PUMP



WATER PUMP ASSEMBLY, COMPLETE

REF. NO.	PART NO.	SYM.	QTY.	DESCRIPTION
1	46-47506A1		1	WATER PUMP ASSEMBLY, COMPLETE
2	52822		1	PULLEY, WATER PUMP
3	47530		1	HUB, WATERPUMP PULLEY
4	10-20705		4	SCREW, WATER PUMP PULLEY TO WATER PUMP (3/4")
5	13-39107		4	LOCKWASHER, WATER PUMP PULLEY SCREW
6	47403		1	SHAFT AND BEARING
7	53-47657		1	RING, RETAINING - SHAFT AND BEARING
8	12-47683		1	WASHER, SHAFT AND BEARING
9	26-47401		1	SEAL, MECHANICAL - SHAFT AND BEARING
10	26-47531		1	SEAL, FLOATING - SHAFT AND BEARING
11	46-47506A2		1	BODY ASSEMBLY, WATER PUMP
12	47405		2	WEAR PLATE
13	47529		1	INSERT, WATER PUMP BODY
14	47-47519		1	IMPELLER
15	17-47526		1	PIN, IMPELLER DRIVE
16	47497A1		1	COVER ASSEMBLY, WATER PUMP
17	23-47511		2	SLEEVE, WATER PUMP COVER
18	27-47410		1	GASKET, WATER PUMP COVER
19	10-28635		6	SCREW, WATER PUMP COVER TO WATER PUMP BODY (5/8")
20	32-47722A1		1	HOSE, WATER PUMP TO OIL COOLER (21 1/2") (INBOARD)
21	54-32780		2	CLAMP, HOSE TO WATER PUMP AND OIL COOLER (INBOARD)
22	57-48119		1	BELT, WATER PUMP
23	47488		1	BRACKET, WATER PUMP
24	10-34354		1	SCREW, WATER PUMP BRACKET ATTACHING (1 1/2")
25	13-35048		1	LOCKWASHER, WATER PUMP BRACKET SCREW
26	10-34353		2	SCREW, WATER PUMP BRACKET TO ENGINE (1")
27	13-35048		2	LOCKWASHER, WATER PUMP BRACKET SCREW
28	12-20553		1	WASHER, WATER PUMP BRACKET SCREW
29	47544		1	BRACE, WATER PUMP ADJUSTING
30	10-34353		1	SCREW, ADJUSTING BRACE TO OIL PAN (1")
31	13-35048		1	LOCKWASHER, ADJUSTING BRACE SCREW
32	12-20553		1	WASHER, ADJUSTING BRACE SCREW
33	10-35786		1	SCREW, ADJUSTING BRACE TO BRACKET SCREW (1")
34	13-35048		1	LOCKWASHER, ADJUSTING BRACE
35	11-24883		1	NUT, ADJUSTING BRACE SCREW

CYLINDER BLOCK, PISTON AND CRANKSHAFT

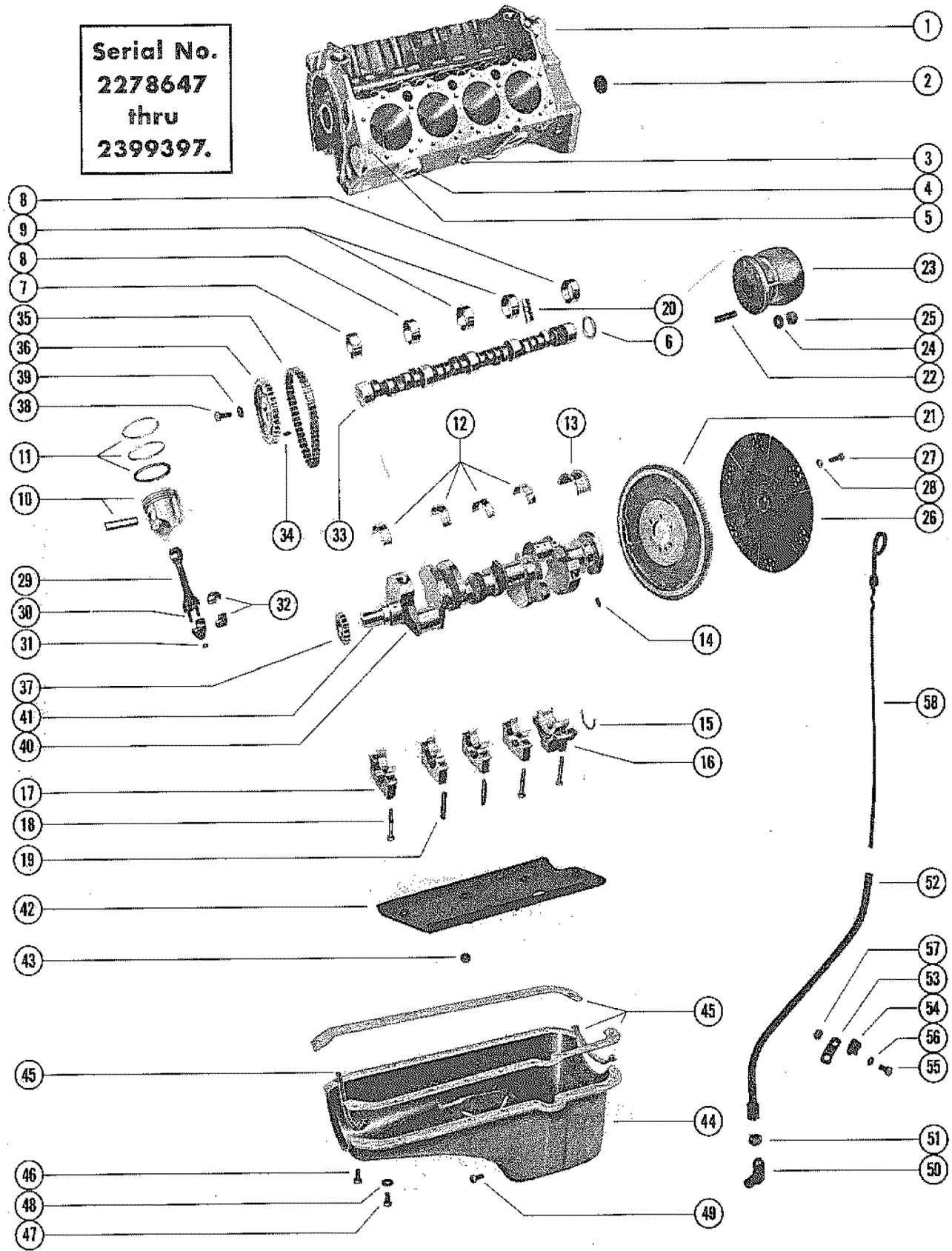


CYLINDER BLOCK, PISTON AND CRANKSHAFT

REF. NO.	PART NO.	SYM.	QTY.	DESCRIPTION
1	841-2350		1	CYLINDER BLOCK ASSEMBLY
2	19-35308		2	PLUG, EXPANSION -CYLINDER BLOCK (1 1/4")
3	22-36382		2	PLUG, WATER DRAIN - CYLINDER BLOCK
4	19-34270		8	PLUG, EXPANSION - CYLINDER BLOCK (1 5/8" DIA.)
-	22-48341		2	PLUG, PIPE - CYLINDER BLOCK (1/8" HEAD)
-	22-48342		4	PLUG, PIPE - CYLINDER BLOCK (1 5/8" DIA.)
-	19-45670		6	PLUG, PIPE - CYLINDER BLOCK (1/2 "DIA.)
-	22-48340		3	PLUG, PIPE - CYLINDER BLOCK (1/4 "DIA.)
5	17-35465		4	PIN, DOWEL - CYLINDER BLOCK TO CYLINDER HEAD (5/16" DIA.)
6	19-34488		1	PLUG, EXPANSION - CAMSHAFT BEARING HOLE
7	23-34984		1	BEARING UNIT, CAMSHAFT (FRONT)
8	23-34985		2	BEARING UNIT, CAMSHAFT (FRONT INTERMEDIATE AND REAR)
9	23-34986		2	BEARING UNIT, CAMSHAFT (CENTER AND REAR INTERMEDIATE)
10	735-2323		AR	PISTON AND PISTON PIN ASSEMBLY (.001 OS)-USE STANDARD RING
	735-2324		AR	PISTON AND PISTON PIN ASSEMBLY (.020 O.S.)
	735-2745		AR	PISTON AND PISTON PIN ASSEMBLY (.030 O.S.)
11	39-34988		1	RING, PISTON - 8 SETS (STANDARD)
	39-48344		AR	RING, PISTON - 8 SETS (.202 O.S.)
	39-48345		AR	RING, PISTON - 8 SETS (.030 O.S.)
12	23-35412		4	BEARING UNIT, CRANKSHAFT MAIN (STANDARD)
	23-35413		AR	BEARING UNIT, CRANKSHAFT MAIN (.001 U.S.)
	23-35414		AR	BEARING UNIT, CRANKSHAFT MAIN (.002 U.S.)
	23-35415		AR	BEARING UNIT, CRANKSHAFT MAIN(.010 U.S.)
	23-35416		AR	BEARING UNIT, CRANKSHAFT MAIN (.020 U.S.)
13	23-49077		1	BEARING UNIT, CRANKSHAFT MAIN - REAR (STANDARD)
	23-49078		AR	BEARING UNIT, CRANKSHAFT MAIN - REAR (.001 U.S.)
	23-49079		AR	BEARING UNIT, CRANKSHAFT MAIN - REAR (.002 U.S.)
	23-49080		AR	BEARING UNIT, CRANKSHAFT MAIN - REAR (.010 U.S.)
	23-49081		AR	BEARING UNIT, CRANKSHAFT MAIN - REAR (.020 U.S.)
14	17-24813		1	PIN, DOWEL - REAR CRANKSHAFT BEARING CAP (1/4" DIA.)
15	26-58203		2	OIL SEAL, REAR CRANKSHAFT BEARING CAP LEFT HAND CRANKSHAFT ROTATION
	26-35313		2	OIL SEAL, REAER CRANKSHAFT BEARING CAP RIGHT HAND CRANKSHAFT ROTATION
16	35311		1	CAP, REAR - CRANKSHAFT BEATING
17	35310		4	CAP, INTERMEDIATE AND FRONT - CRANKSHAFT BEARING
18	10-46717		5	BOLT, CRANKSHAFT BERING CAP TO CYLINDER BLOCK (2 31/332")
19	16-48350		5	STUD CRANKSHAFT BEARING CAP TO CYLINDER BLOCK

CONTINUED ON NEXT PAGE ➡

CYLINDER BLOCK, PISTON AND CRANKSHAFT

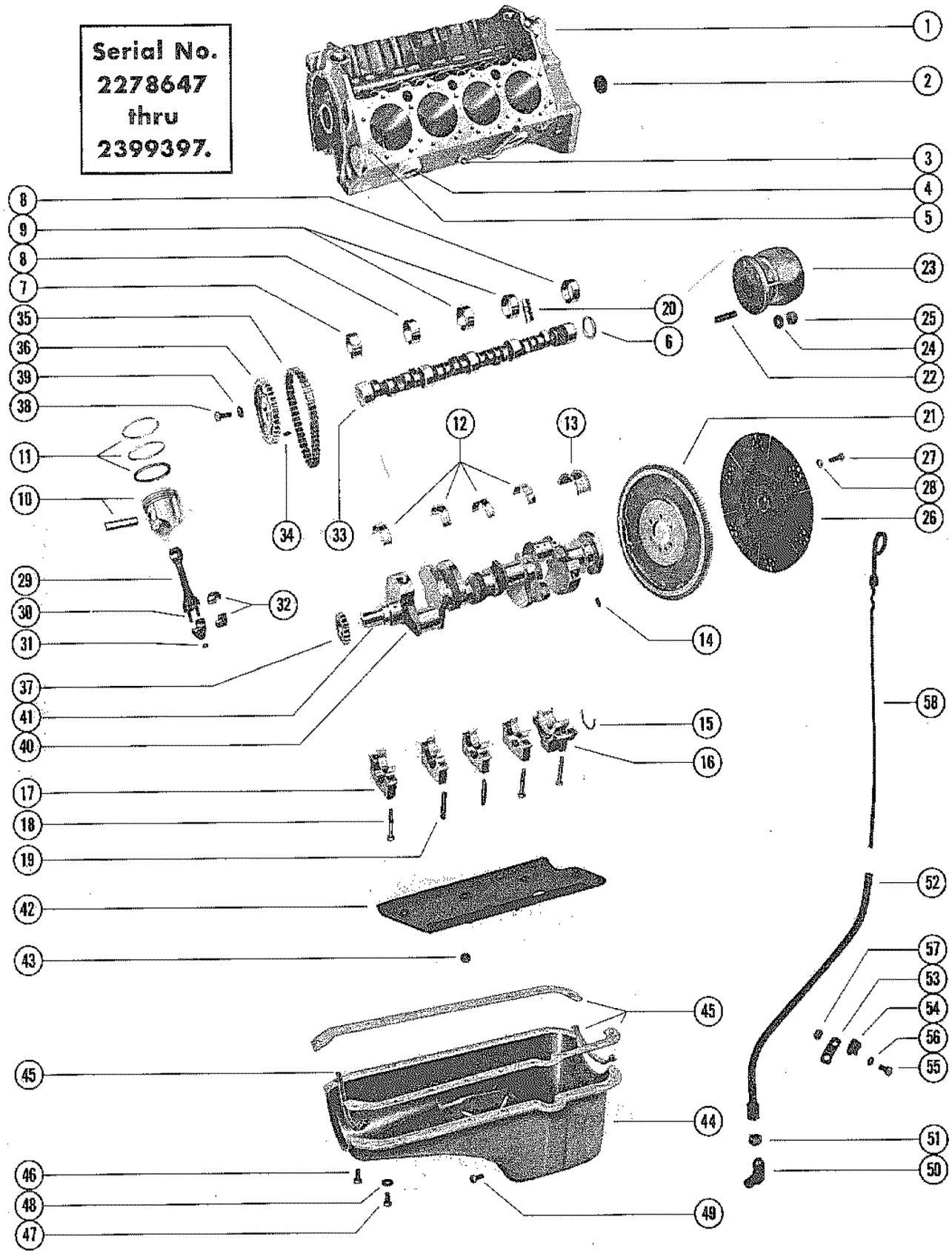


CYLINDER BLOCK, PISTON AND CRANKSHAFT

REF. NO.	PART NO.	SYM.	QTY.	DESCRIPTION
-	17-24813		2	PIN, DOWEL - CRANKCASE FRONT END AND COVER (1/4" DIA.)
20	34282		16	LIFTER, HYDRAULIC VALVE - TAPPET
21	222-2339		1	FLYWHEEL ASSEMBLY (STERN DIRVE)
22	16-32808		6	STUD,ENGINE COUPLING TO FLYWHEEL (STERN DIRVE)
23	32492A3		1	ENGINE COUPLING ASSEMBLY (STERN DIRVE)
24	12-35935		6	WASHER, ENGINE COUPLING STUD (STERN DIRVE)
25	11-33962		6	ENGINE COUPLING STUD (STERN DIRVE)
21	222-2339		1	FLYWHEEL ASSEMBLY (INBOARD)
26	47608		1	DRIVE PLATE, FLYWHEEL (INBOARD)
27	10-35091		6	SCREW, DRIVE PLATE TO FLYWHEEL (INBOARD)
28	13-35048		6	LOCKWASHER, DRIVE PLATE SCREW (INBOARD)
29	614-2341		6	CONNECTING ROD ASSEMBLY
30	10-34473		8	BOLT, CONNECTING ROD CUP
31	11-34474		16	NUT, CONNECTING ROD CAP BOLT
32	23-48351		16	BEARING UNIT (PAIR), CONNECTING ROD (STANDARD)
	23-48352		AR	BEARING UNIT (PAIR), CONNECTING ROD (.001 U.S.)
	23-48353		AR	BEARING UNIT (PAIR), CONNECTING ROD (.002 U.S.)
	23-48354		AR	BEARING UNIT (PAIR), CONNECTING ROD (.010 U.S.)
33	23-48355		1	BEARING UNIT (PAIR), CONNECTING ROD (.020 U.S.)
	431-355		1	CAMSHAFT (LEFT HAND CRANKSHAFT ROTATION)
	431-3357		1	CAMSHAFT (RIGHT HAND CRANKSHAFT ROTATION)
34	17-24813		1	PIN, DOWEL - CAMSHAFT TIMING SPROCKET (1/4" DIA.)
35	35778		1	CHAIN, CAMSHAFT TIMING (LEFT HAND CRANKSHAFT ROTATION)
36	43-35338		1	SPROCKET, CAMSHAFT TIMING (44 TEETH) (LEFT HAND CRANKSHAFT ROTATION)
37	43-48338		1	SPROCKET, CRANKSHAFT TIMING (22 TEETH) (LEFT HAND CRANKSHAFT ROTATION)
36	43-35338		1	GEAR, CAMSHAFT TIMING (58 TEETH) (RIGHT HAND CRANKSHAFT ROTATION)
37	43-48334		3	GEAR, CRANKSHAFT TIMING (29 TEETH) (RIGHT HAND CRANKSHAFT ROTATION)
38	10-34505		3	BOLT, CAMSHAFT TIMING (3/4")
39	12-39167		1	WASHER, CAMSHAFT TIMING SPROCKET SCREW
40	429-3354		1	CRANKSHAFT
41	28-34466		2	KEY, CRANKSHAFT PULLEY AND BALANCER
42	49203		1	BAFFLE, OIL PAN (CYLINDER BLOCK)
43	11-37500		5	NUT, BAFFLE TO CYLINDER BLOCK STUD
44	47549		1	OIL PAN
45	27-48332		1	GASKET SET, OIL PAN
46	10-47576		4	SCREW, OIL PAN TO CYLINDER BLOCK (5/16-18 X 3/4")
47	10-21558		6	SCREW, OIL PAN TO CYLINDER BLOCK (1/4 - 20 X 3/4")
48	12-46897		6	WASHER, OIL PAN SCREW
49	22-36373		1	PLUG, PIPE - OIL PAN DRAIN

CONTINUED ON NEXT PAGE ➡

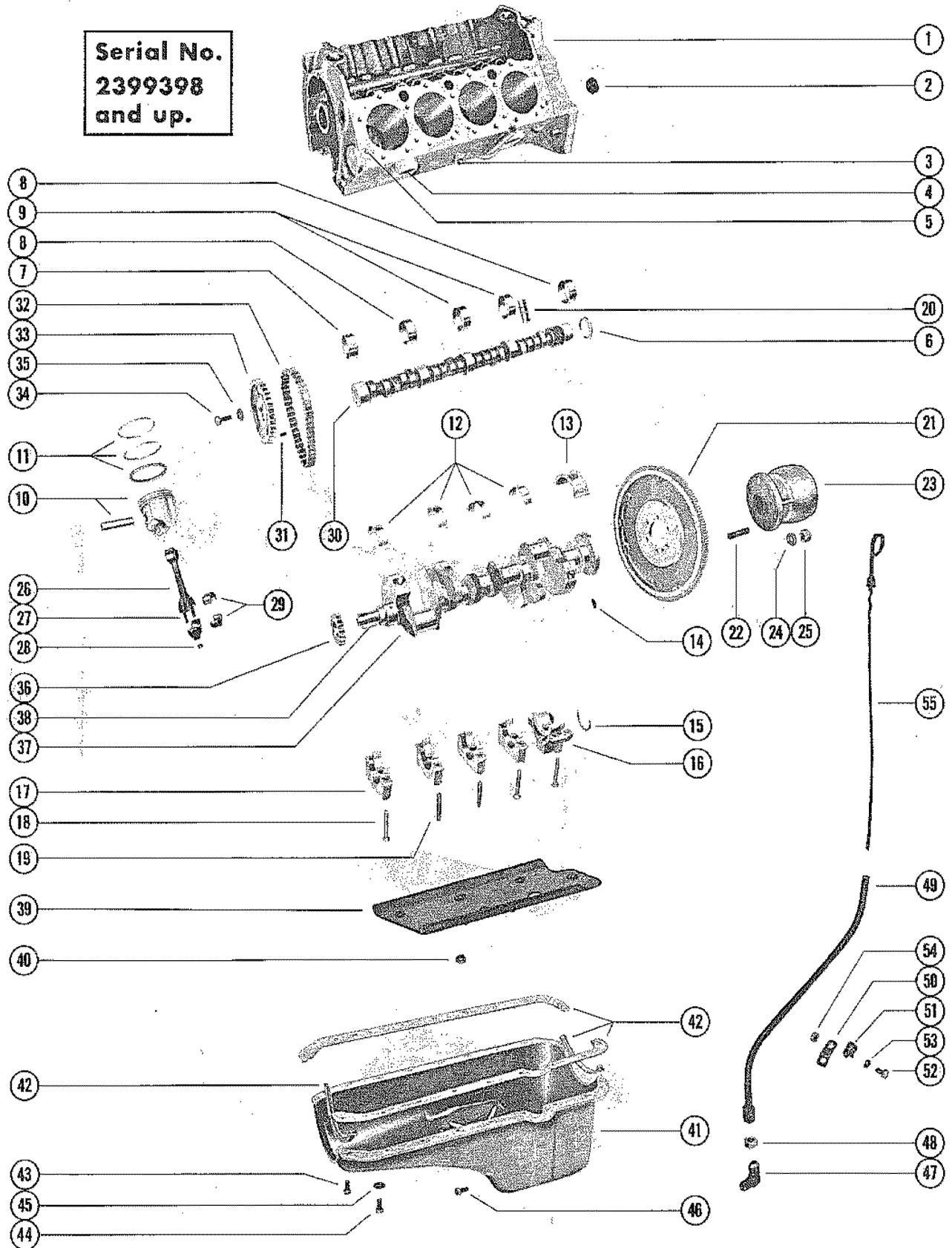
CYLINDER BLOCK, PISTON AND CRANKSHAFT



CYLINDER BLOCK, PISTON AND CRANKSHAFT

REF. NO.	PART NO.	SYM.	QTY.	DESCRIPTION
50	22-47625		1	ELBOW, OIL LEVEL GAUGE TUBE TO OIL PAN
51	11-47626		1	NUT, OIL LEVEL GAUGE TUBE
52	47492		1	TUBE, OIL LEVEL GAUGE
53	48133		1	BRACKET, OIL LEVEL GAUGE TUBE CLIP (STERN DRIVE)
	47404		1	BRACKET, OIL LEVEL GAUGE TUBE CLIP (INBOARD)
54	54-47545		1	CLIP, OIL LEVEL GAUGE TUBE
55	10-33524		1	SCREW, OIL LEVEL GAUGE TUBE CLIP TO BRACKET (5/8")
56	13-39107		1	LOCKWASHER, OIL LEVEL GAUGE TUBE CLIP SCREW
57	11-22053		1	NUT, OIL LEVEL GAUGE TUBE CLIP SCREW
58	49457		1	GAUGE, OIL LEVEL (DIPSTICK)- STERN DRIVE
	47676A1		1	GAUGE, OIL LEVEL (DIPSTICK)-INBOARD

CYLINDER BLOCK, PISTONS AND CRANKSHAFT

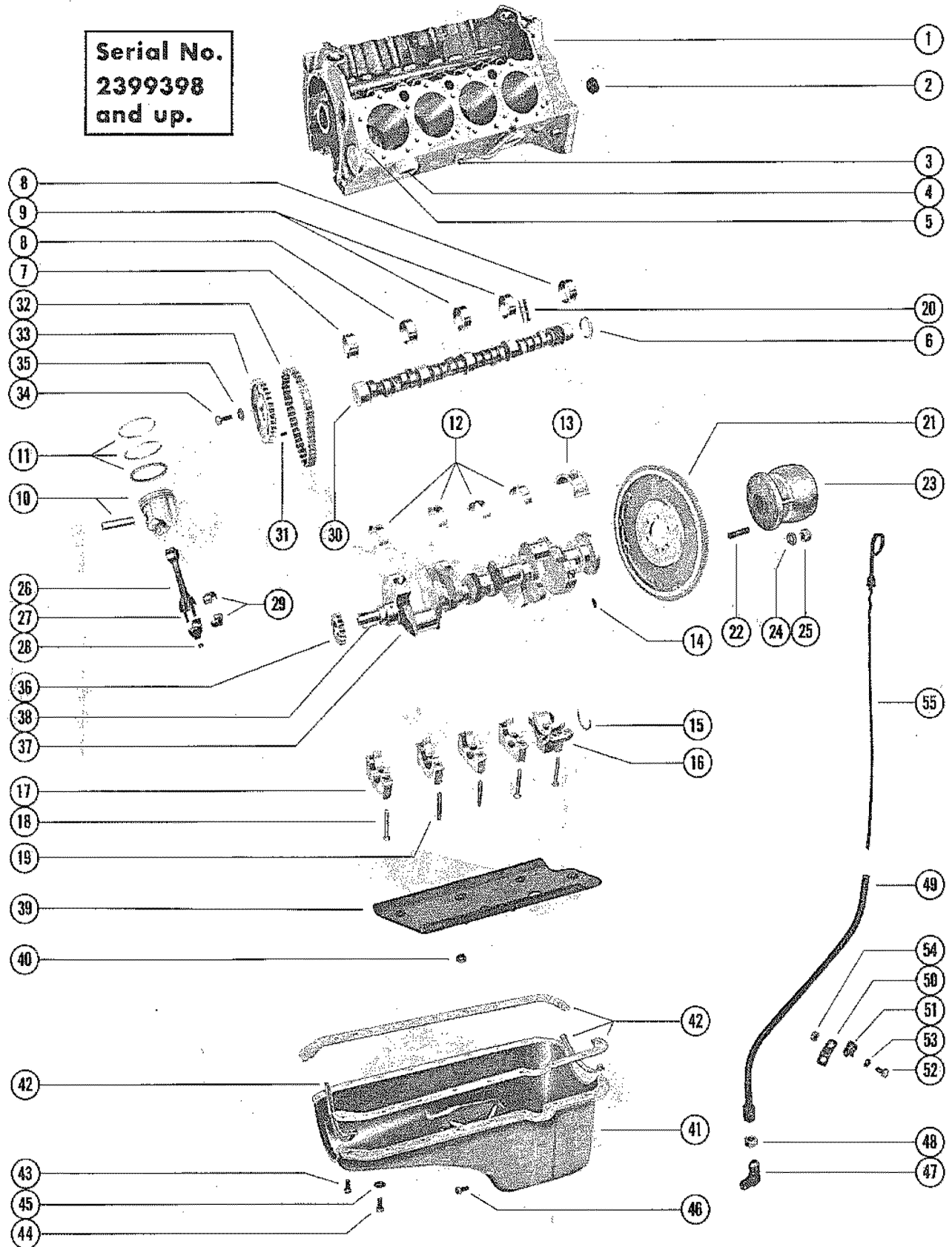


CYLINDER BLOCK, PISTONS AND CRANKSHAFT

REF. NO.	PART NO.	SYM.	QTY.	DESCRIPTION
1	41-3861		1	CYLINDER BLOCK ASSEMBLY
2	19-35308		2	PLUG, EXPANSION-CYLINDER BLOCK (1 1/4")
3	22-36382		2	PLUG, WATER DRAIN - CYLINDER BLOCK
4	19-34270		8	PLUG, EXPANSION - CYLINDER BLOCK (1 5/8" DIA.)
-	19-45670		6	PLUG, EXPANSION - CYLINDER BLOCK (1/2" DIA.)
-	22-48340		3	PLUG, PIPE - CYLINDER BLOCK (1/4" DIA.)
5	17-35465		4	PIN, DOWEL - CYLINDER BLOCK TO CYLINDER HEAD (5/16" DIA.)
6	19-34488		1	PLUG, EXPANSION - CAMSHAFT BEARING HOLE
7	23-34984		1	BEARING UNIT, CAMSHAFT (FRONT)
8	23-34985		2	BEARING UNIT, CAMSHAFT (FRONT INTERMEDIATE AND REAR)
9	23-34986		2	BEARING UNIT, CAMSHAFT (CENTER AND REAR INTERMEDIATE)
10	735-2323		AR	PISTON AND PISTON PIN ASSEMBLY (.001 OS)-USE STANDARD RING
	735-2324		AR	PISTON AND PISTON PIN ASSEMBLY (.020 O.S.)
	735-2745		AR	PISTON AND PISTON PIN ASSEMBLY (.030 O.S.)
11	39-34988		1	RING, PISTON - 8 SETS (STANDARD)
	39-48344		AR	RING, PISTON - 8 SETS (.020 O.S.)
	39-48345		AR	RING, PISTON - 8 SETS (.030 O.S.)
12	23-52205		4	BEARING UNIT, CRANKSHAFT MAIN (STANDARD)
	23-52206		AR	BEARING UNIT, CRANKSHAFT MAIN (.001 U.S.)
	23-52207		AR	BEARING UNIT, CRANKSHAFT MAIN (.002 U.S.)
	23-52209		AR	BEARING UNIT, CRANKSHAFT MAIN (.010 U.S.)
	23-52210		AR	BEARING UNIT, CRANKSHAFT MAIN (.020 U.S.)
13	23-52211		1	BEARING UNIT, CRANKSHAFT MAIN - REAR (STANDARD)
	23-52212		AR	BEARING UNIT, CRANKSHAFT MAIN - REAR (.001 U.S.)
	23-52213		AR	BEARING UNIT, CRANKSHAFT MAIN - REAR (.002 U.S.)
	23-52215		AR	BEARING UNIT, CRANKSHAFT MAIN - REAR (.010 U.S.)
	23-52216		AR	BEARING UNIT, CRANKSHAFT MAIN - REAR (.020 U.S.)
14	17-24813		1	PIN, DOWEL-REAR CRANKSHAFT BEARING CAP (1/4" DIA.)
15	26-58203		2	OIL SEAL, REAR CRANKSHAFT BEARING CAP LEFT HAND CRANKSHAFT ROTATION SERIAL 02399398-02595696
	26-35313		2	OIL SEAL, REAR CRANKSHAFT BEARING CAP RIGHT HAND CRANKSHAFT ROTATION SERIAL 02399398-02595696
16	52217		1	CAP, REAR-CRANKSHAFT BEARING SERIAL 02399398-02595696
17	52204		4	CAP, INTERMEDIATE AND FRONT-CRANKSHAFT BEARING SERIAL 02399398-02595696
18	10-46717		5	BOLT, CRANKSHAFT BEARING CAP TO CYLINDER BLOCK (2 32/32") SERIAL 02399398-02595696
19	16-48350		5	STUD, CRANKSHAFT BEARING CAP TO CYLINDER BLOCK SERIAL 02399398-02595696

CONTINUED ON NEXT PAGE ➡

CYLINDER BLOCK, PISTONS AND CRANKSHAFT

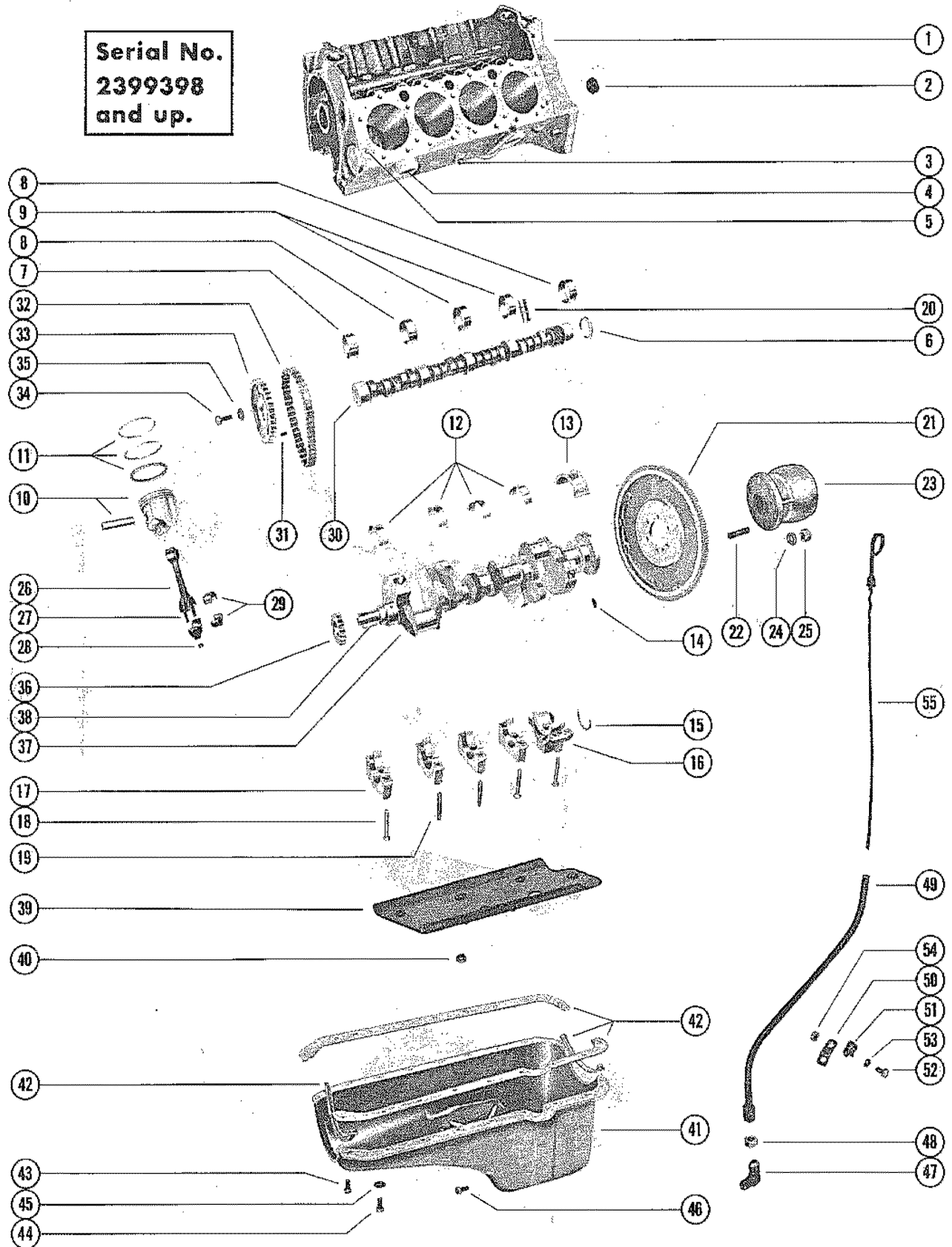


CYLINDER BLOCK, PISTONS AND CRANKSHAFT

REF. NO.	PART NO.	SYM.	QTY.	DESCRIPTION
15	26-58203		2	OIL SEAL, REAR CREANKSHAFT BEARING CAP LEFT HAND CRANKSHAFT ROTATION SERIAL 02595697-09999999
	26-35313		2	OIL SEAL, REAR CRANKSHAFT BEARING CAP RIGHT HAND CRANKSHAFT ROTATION SERIAL 02595697-09999999
16	52217		1	CAP, REAR-CRANKSHAFT BEARING SERIAL 02595697-09999999
17	54789		4	CAP, INTERMEDIATE AND FRONT-CRANKSHAFT BEARING SERIAL 02595697-09999999
18	10-54788		5	BOLT, CRANKSHAFT BEARING CAP TO CYLINDER BLOCK (2 31/32") SERIAL 02595697-09999999
19	16-54790		5	STUD, CRANKSHAFT BERING CAP TO CYLINDER BLOCK SERIAL 02595697-09999999
-	17-24813		2	PIN, DOWEL-CRANKCASE FRONT END COVER (1/4" DIA.)
20	34282		16	LIFTER, HYDRAULIC VALVE-TAPPET
21	222-2339		1	FLYWHELL ASSEMBLY
22	16-32808		6	STUD, ENGINE COUPLING TO FLYWHEEL
23	32492A3		1	ENGINE COUPLING ASSEMBLY
24	12-35935		6	WASHER, ENGINE COUPLING STUD
25	11-33962		6	NUT, ENGINE COUPLING STUD
26	614-3595		8	CONNECTING ROD ASSEMBLY
27	10-52220		16	BOLT, CONNECTING ROD CAP
28	11-37493		16	NUT, CONNECTING ROD CAP BOLT
29	23-52221		8	BEARING UNIT (PAIR), CONNECTING ROD (STANDARD)
	23-52222		AR	BEARING UNIT (PAIR), CONNECTING ROD (.001 U.S.)
	23-52223		AR	BEARING UNIT (PAIR), CONNECTING ROD (.002 U.S.)
	23-52224		AR	BEARING UNIT (PAIR), CONNECTING ROD (.010 U.S.)
	23-52225		AR	BEARING UNIT (PAIR), CONNECTING ROD (.020 U.S.)
30	431-3355		1	CAMSHAFT
31	17-24813		1	PIN, DOWEL-CAMSHAFT TINIING SPRICKET (1/4" DIA.)
32	35378		1	CHAIN, CAMSHAFT TIMING
33	43-35338		1	SPRICKET, CAMSHAFT TIMING (44 TEETH)
34	10-34505		3	BOLT, CAMSHAFT TIMING SPROCKET (3/4")
35	12-39167		3	WASHER, CAMSHAFT TIMING SPROCKET SCREW
36	43-48338		1	SPROCKET, CRANKSHAFT TIMING (22 TEETH)
37	429-3552		1	CRANKSHAFT SERIAL 02399398-02595696
	429-3860		1	CRANKSHAFT SERIAL 02595697-09999999
38	28-34466		2	KEY, CRANKSHAFT PULLEY AND BALANCER
39	52198		1	BAFFLE, OIL PAN (CYLINDER BLOCK)
40	11-37500		5	NUT, BAFFLE TO CYLINDER BLOCK STUD
41	47549		1	OIL PAN
42	27-48332		1	GASKET SET, OIL PAN
43	10-47576		4	SCREW, OIL PAN TO CYLINDER BLOCK (5/16-18 X 3/4")
44	10-21558		6	SCREW, OIL PAN TO CYLINDER BLOCK (1/4-20 X 3/4")

CONTINUED ON NEXT PAGE ➡

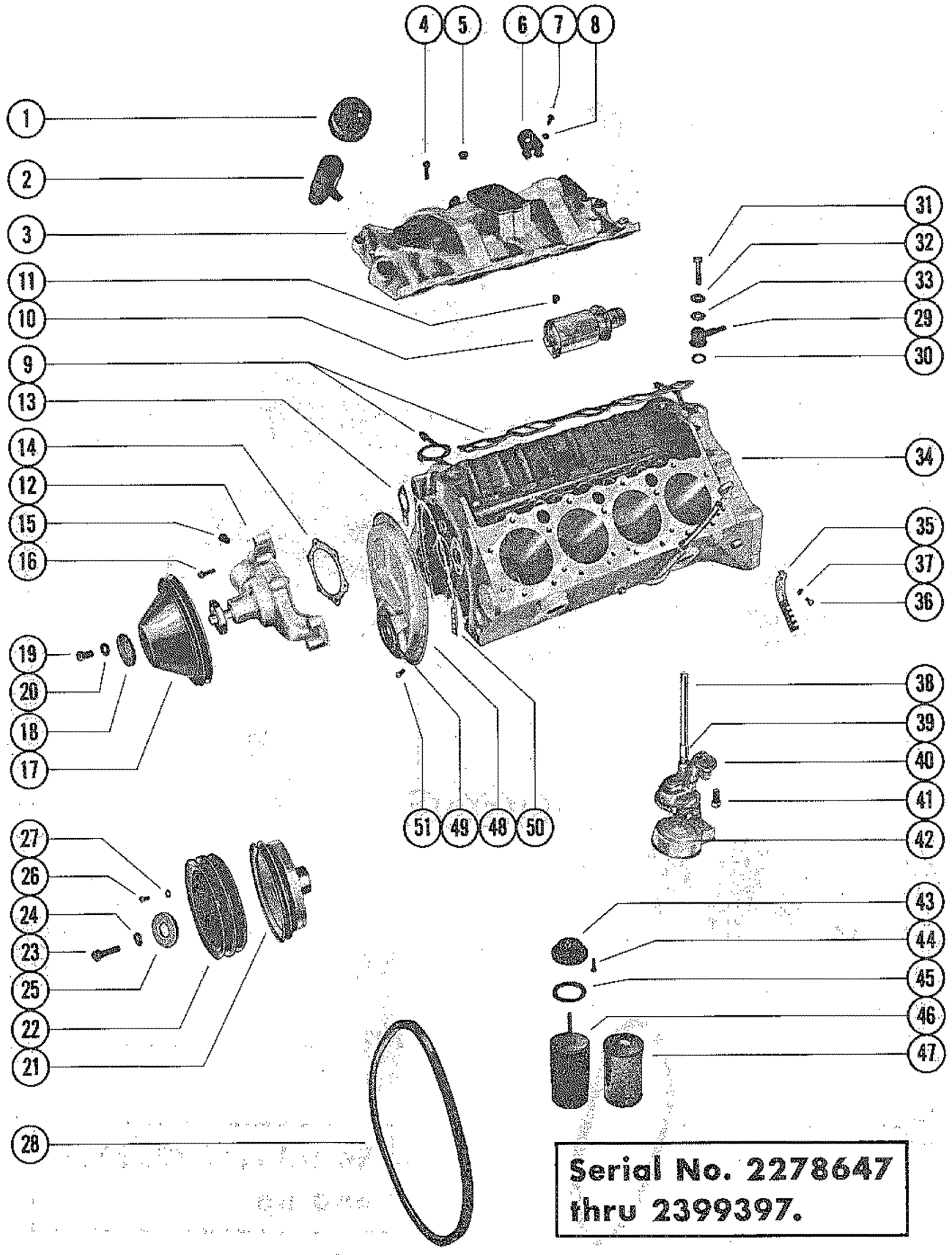
CYLINDER BLOCK, PISTONS AND CRANKSHAFT



CYLINDER BLOCK, PISTONS AND CRANKSHAFT

REF. NO.	PART NO.	SYM.	QTY.	DESCRIPTION
45	12-46897		6	WASHER, OIL PAN SCREW
46	22-36373		1	PLUG, PIPE - OIL PAN DRAIN
47	22-47625		1	ELBOW, OIL LEVEL GAUGE TUBE TO OIL PAN
48	11-47626		1	NUT, OIL LEVEL GAUGE TUBE
49	47492		1	TUBE, OIL LEVEL GAUGE
50	48133		1	BRACKET, OIL LEVEL GAUGE TUBE CLIP
51	54-47545		1	CLIP, OIL LEVEL GAUGE TUBE
52	10-33524		1	SCREW, OIL LEVEL GAUGE TUBE CLIP TO BRACKET (5/8")
53	13-39107		1	LOCKWASHER, OIL LEVEL GAUGE TUBE CLIP SCREW
54	11-22053		1	NUT, OIL LEVEL GAUGE TUBE CLIP SCREW
55	49456		1	GAUGE, OIL LEVEL (DIPSTICK)

INTAKE MANIFOLD AND OIL PUMP

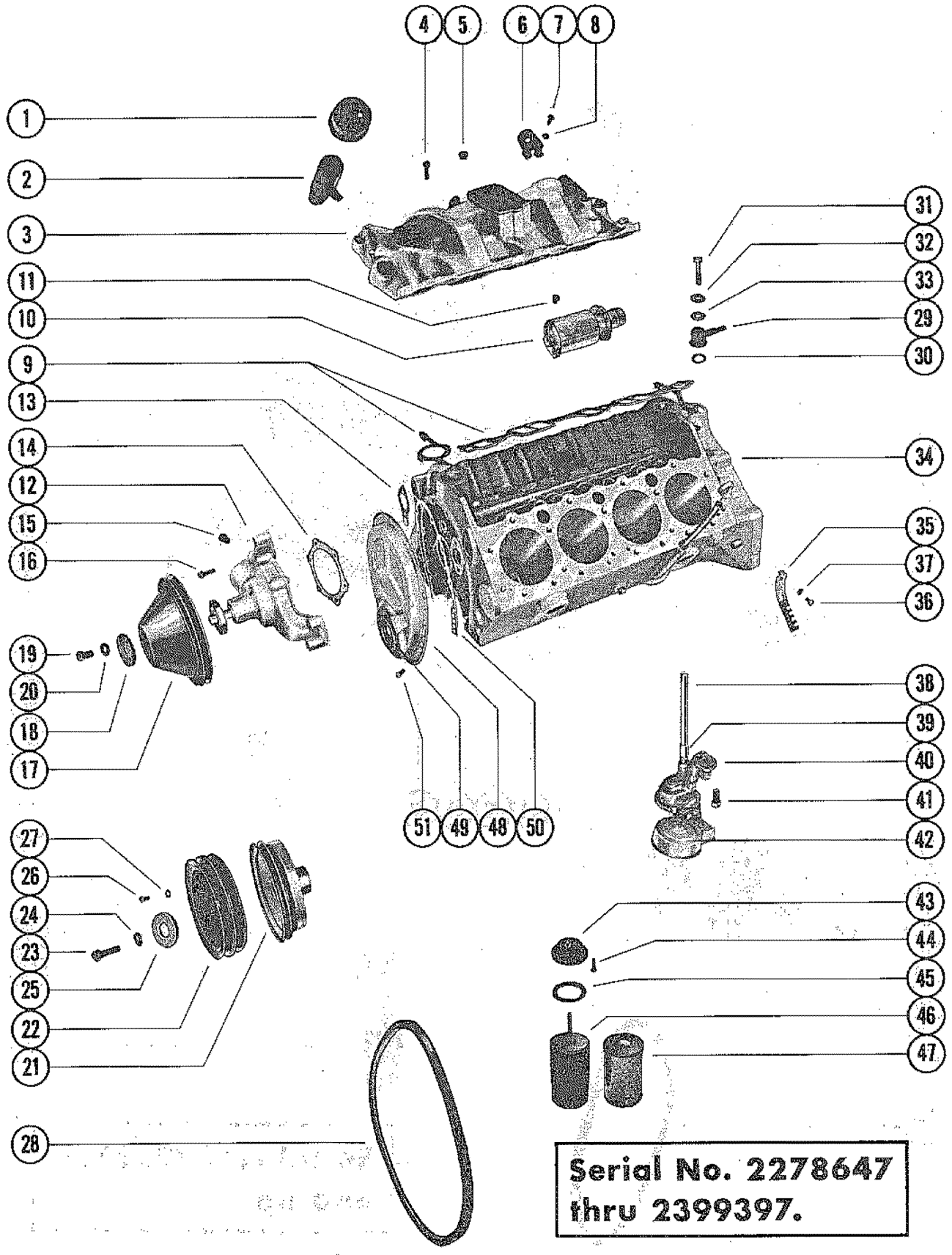


INTAKE MANIFOLD AND OIL PUMP

REF. NO.	PART NO.	SYM.	QTY.	DESCRIPTION
1	33224		1	OIL FILLER CAP ASSEMBLY
2	32-49601		1	TUBE ASSEMBLY, OIL FILLER CAP (STERN DRIVE)
	32-47733		1	TUBE ASSEMBLY, OIL FILLER CAP (INBOARD)
3	48335		1	INTAKE MANIFOLD
4	10-26487		11	BOLT, INTAKE MANIFOLD TO CYLINDER BLOCK (1 1/8")
	16-48337		1	STUD, INTAKE MANIFOLD TO CYLINDER BLOCK
5	22-48336		1	PLUG, PIPE-INTAKE MANIFOLD
6	54-49647		1	EYE, LIFTING
	54-47512		1	EYE, LIFTING
7	10-34354		4	SCREW, LIFTING EYE ATTACHING (1 1/2")
8	13-35048		4	LOCKWASHER, LIFTING EYE SCREW
9	27-35371		1	GASKET SET, INTAKE MANIFOLD
10	35357		1	VENTILATOR ASSEMBLY, CYLINDER BLOCK
11	10-34277		1	SCREW, VENTILATOR TO CYLINDER BLOCK (7/16")
12	37951		1	WATER PUMP ASSEMBLY
13	27-34897		2	GASKET, WATER PUMP MOUNTING
14	27-35380		1	GASKET, WATER PUMP BACKING PLATE
15	22-48336		1	PLUG, PIPE-WATER PUMP
16	10-35343		1	BOLT, WATER PUMP TO CYLINDER BLOCK (1 3/4")
	10-35346		1	BOLT, WATER PUMP TO CYLINDER BLOCK (2 3/4")
	10-35344		1	BOLT, WATER PUMP TO CYLINDER BLOCK (1 5/8")
	16-35342		1	STUD, WATER PUMP TO CYLINDER BLOCK
17	33864		1	PULLEY, WATER PUMP
18	47282		1	SUPPORT, WATER PUMP PULLEY
-	37242		1	REINFORCEMENT, WATER PUMP PULLEY
19	10-47277		4	SCREW, PULLEY AND SUPPORT TO WATER PUMP (3/4")
20	13-39107		4	LOCKWASHER, WATER PUMP PULLEY SCREW
21	48331		1	BALANCER, HARMONIC-CRANKSHAFT
22	33863		1	PULLEY, HARMONIC BALANCER
23	10-34281		1	BOLT, PULLEY AND HARMONIC BALANCER TO CRANKSHAFT (2")
24	13-39131		1	LOCKWASHER, PULLEY AND HARMONIC BALANCER BOLT
25	12-35332		1	WASHER, PULLEY AND HARMONIC BALANCER BOLT
26	10-34352		3	BOLT, CRANKSHAFT PULLEY TO HARMONIC BALANCER
27	13-35048		3	LOCKWASHER, CRANKSHAFT PULLEY BOLT
28	57-48120		1	BELT, ALTERNATOR DRIVE (46")
29	37645A1		1	ADAPTOR ASSEMBLY, VENT
30	27-34565		1	GASKET, VENT ADAPTOR
31	10-39245		1	SCREW, VENT ADAPTOR TO CYLINDER BLOCK
32	12-37507		1	WASHER, VENT ADAPTOR SCREW
33	27-35593		1	GASKET, VENT ADAPTOR SCREW
34	841-2350		1	CYLINDER BLOCK ASSEMBLY SEE G2 FOR BREAKDOWN
35	3565		2	SUPPORT, SPARK PLUG LEAD WIRE

CONTINUED ON NEXT PAGE ➡

INTAKE MANIFOLD AND OIL PUMP

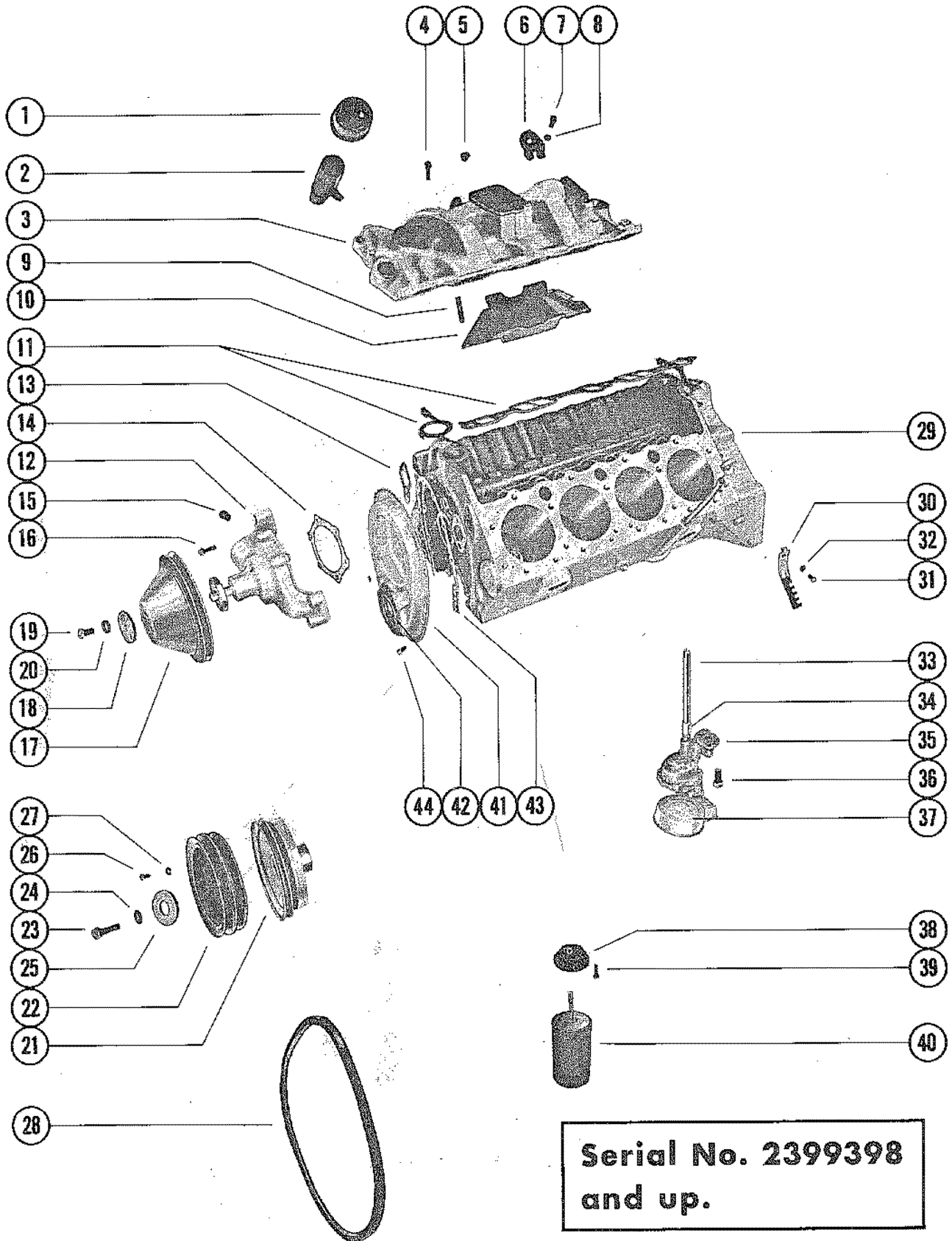


**Serial No. 2278647
thru 2399397.**

INTAKE MANIFOLD AND OIL PUMP

REF. NO.	PART NO.	SYM.	QTY.	DESCRIPTION
36	10-35366		2	SCREW, LEAD WIRE SUPPORT TO CYLINDER BLOCK (1/2")
37	13-35367		2	LOCKWASHER, LEAD WIRE SUPPORT SCREW
38	36184		1	SHAFT, OIL PUMP TO DISTRIBUTOR
39	23-36183		1	RETAINER, OIL PUMP SHAFT
40	35352		1	OIL PUMP ASSEMBLY
41	10-48333		1	BOLT, OIL PUMP TO CYLINDER BLOCK (2")
42	35354		1	SERREEN ASSEMBLY, OIL PUMP
43	33169		1	FILTER VALVE ASSEMBLY
44	10-24878		2	SCREW, FILTER VALVE TO CYLINDER BLOCK (1 1/4")
45	25-33756		1	"O" RING, OIL FILTER TO FILTER VALVE
46	33168		1	OIL FILTER ASSEMBLY
47	33987		1	ELEMENT, OIL FILTER
48	35315		1	COVER ASSEMBLY, CRANKCASE FRONT END (STANDARD ROTATION)
	48339		1	COVER ASSEMBLY, CRANKCASE FRONT END (OPPOSITE ROTATION)
49	26-34218		1	OIL SEAL, CRANKCASE FRONT END COVER
50	27-34895		1	GASKET, CRANKCASE FRONT END COVER
51	10-34277		10	SCREW, CRANKCASE FRONT END COVER TO CYLINDER BLOCK (7/16")

INTAKE MANIFOLD AND OIL PUMP



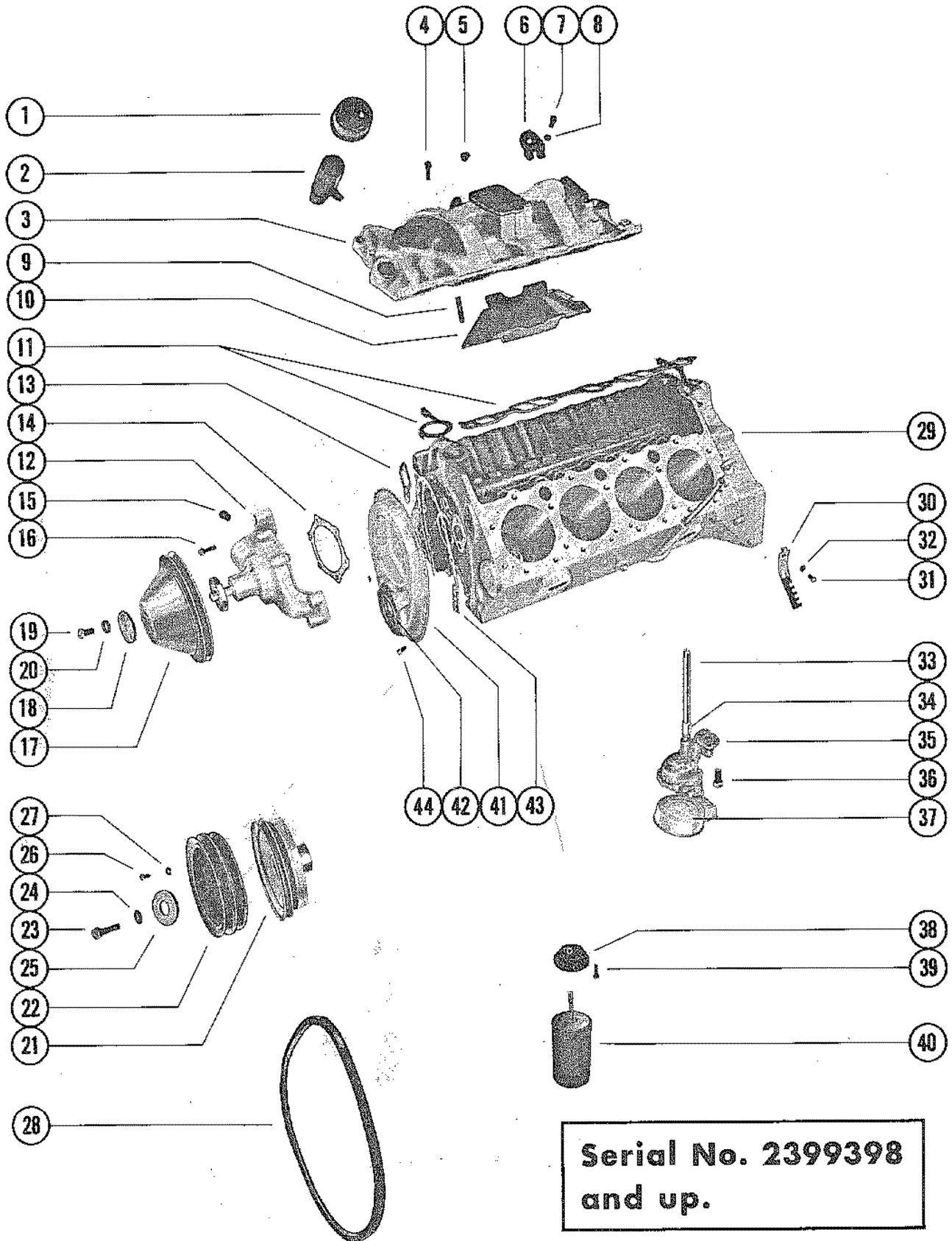
**Serial No. 2399398
and up.**

INTAKE MANIFOLD AND OIL PUMP

REF. NO.	PART NO.	SYM.	QTY.	DESCRIPTION
1	33224		1	OIL FILLER CAP ASSEMBLY SERIAL 02399398-02595696
2	32-47733		1	TUBE ASSEMBLY, OIL FILLER CAP SERIAL 02399398-02595696
3	52227		1	INTAKE MANIFOLD SERIAL 02399398-02595696
	54794		1	INTAKE MANIFOLD SERIAL 02595697-09999999
4	10-26487		10	BOLT, INTAKE MANIFOLD TO CYLINDER BLOCK (1 1/8")
	10-52200		2	BOLT, INTAKE MANIFOLD TO CYLINDER BLOCK (1 1/2")
5	22-48336		1	PLUG, PIPE-INTAKE MANIFOLD
6	54-49647		1	EYE, LIFTING
	54-47512		1	EYE, LIFTING
7	10-34354		4	SCREW, LIFTING EYE ATTACHING (1 1/2")
8	13-35048		4	LOCKWASHER, LIFTING EYE SCREW
9	16-52228		4	STUD, GUARD TO INTAKE MANIFOLD
10	35422		1	GUARD, INTAKE MANIFOLD SERIAL 02399398-02595696
11	27-52201		1	GASKET SET, INTAKE MANIFOLD SERIAL 02399398-02595696
12	52226		1	WATER PUMP ASSEMBLY SERIAL 02399398-02595696
13	27-34987		2	GASKET, WATER PUMP MOUNTING SERIAL 02399398-02595696
14	27-35380		1	GASKET, WATER PUMP BACKING PLATE SERIAL 02399398-02595696
10	54795		1	GUARD, INTAKE MANIFOLD SERIAL 02595697-09999999
11	27-54792		1	GASKET SET, INTAKE MANIFOLD SERIAL 02595697-09999999
12	54793		1	WATER PUMP ASSEMBLY SERIAL 02595697-09999999
13	27-34897		2	GASKET, WATER PUMP MOUNTING SERIAL 02595697-09999999
14	27-35380		1	GASKET, WATER PUMP BACKING PLATE SERIAL 02595697-09999999
15	22-48336		1	PLUG, PIPE - WATER PUMP
16	10-48424		3	SCREW, WATER PUMP TO CYLINDER BLOCK (1 5/8")
	10-47688		1	SCREW, WATER PUMP TO CYLINDER BLOCK (2 3/4")
17	33864		1	PULLEY, WATER PUMP SERIAL 02399398-02595696
	52349		1	PULLEY, WATER PUMP SERIAL 02595697-09999999
18	47282		1	SUPPORT, WATER PUMP PULLEY SERIAL 02399398-02595696
-	37242		1	REINFORCEMENT, WATER PUMP PULLEY
19	10-47277		4	SCREW, PULLEY AND SUPPORT TO WATER PUMP (3/4")
20	13-39107		4	LOCKWASHER, WATER PUMP PULLEY SCREW
21	48331		1	BALANCER, HARMONIC - CRANKSHAFT SERIAL 02399398-02595696
	54791		1	BALANCER, HARMONIC - CRANKSHAFT SERIAL 02595697-09999999
22	33863		1	PULLEY, HARMONIC BALANCER
23	10-34281		1	BOLT, PULLEY AND HARMONIC BALANCER TO CRANKSHAFT (2")
24	13-39131		1	LOCKWASHER, PULLEY AND HARMONIC BALANCER BOLT
25	12-35332		1	WASHER, PULLEY AND HARMONIC BALANCER BOLT

CONTINUED ON NEXT PAGE ➡

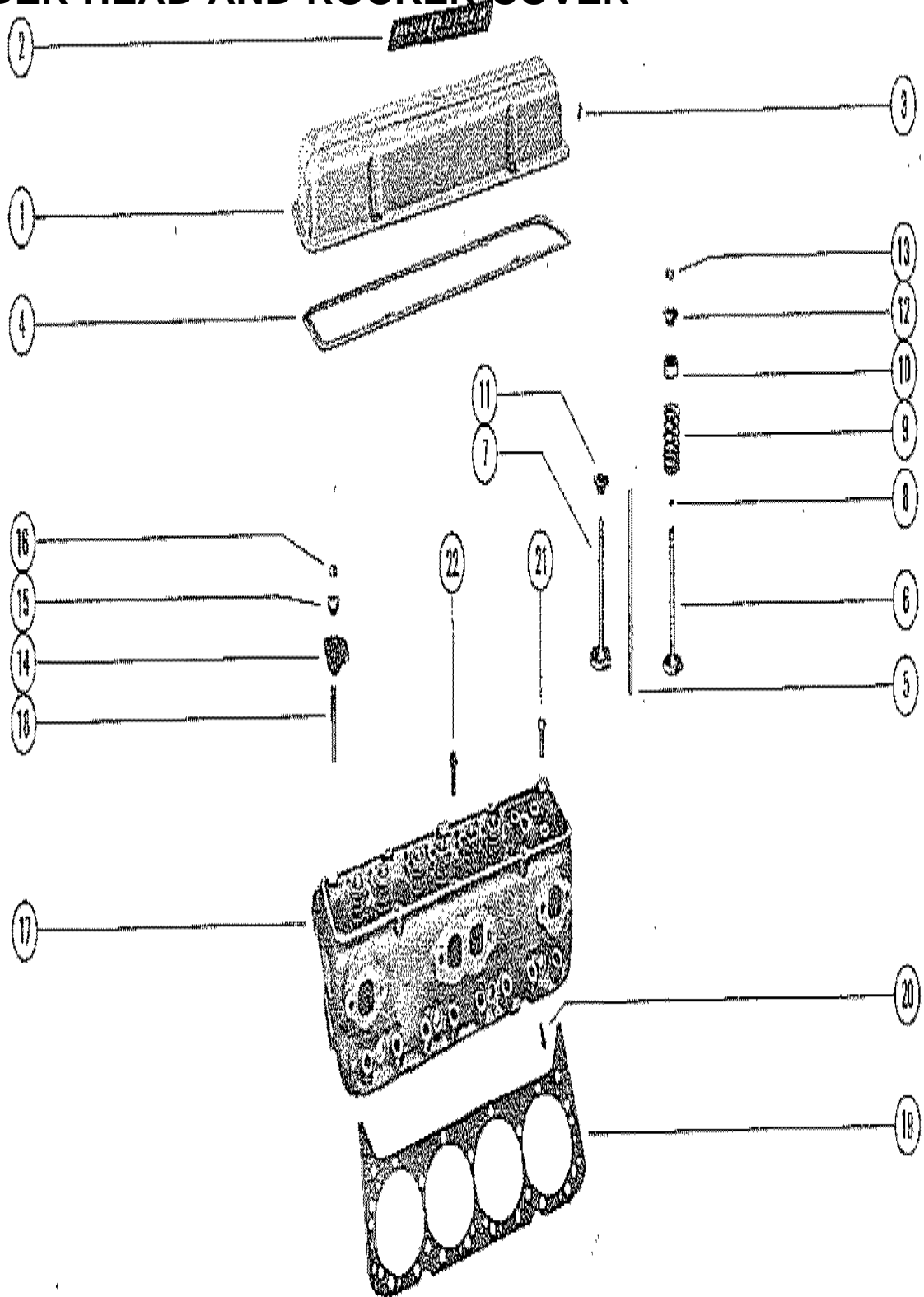
INTAKE MANIFOLD AND OIL PUMP



INTAKE MANIFOLD AND OIL PUMP

REF. NO.	PART NO.	SYM.	QTY.	DESCRIPTION
26	10-34352		3	BOLT, CRANKSHAFT PULLEY TO HARMONIC BALANCER
27	13-35048		3	LOCKWASHER, CRANKSHAFT PULLEY BOLT
28	57-48120		1	BELT, ALTERNATOR DRIVE (46")
29	841-3861		1	CYLINDER BLOCK ASSEMBLY SEE G4 FOR BREAKDOWN
30	35365		2	SUPPORT, SPARK PLUG LEAD WIRE
31	10-35366		2	SCREW, LEAD WIRE SUPPORT TO CYLINDER BLOCK (1/2")
32	13-35367		2	LOCKWASHER, LEAD WIRE SUPPORT SCREW
33	36184		1	SHAFT, OIL PUMP TO DISTRIBUTOR
34	23-36183		1	RETAINER, OIL PUMP SHAFT
35	35352		1	OIL PUMP ASSEMBLY
36	10-48333		1	BOLT, OIL PUMP TO CYLINDER BLOCK (2")
37	35354		1	SCREEN ASSEMBLY, OIL PUMP
38	52182		1	FILTER VALVE ASSEMBLY SERIAL 02399398-02595696
39	10-52183		2	SCREW, FILTER VALVE TO CYLINDER BLOCK (1 1/4") SERIAL 02399398-02595696
40	52022		1	OIL FILTER ASSEMBLY SERIAL 02399398-02595696
41	52199		1	COVER ASSEMBLY, CRANKCASE FRONT END SERIAL 02399398-02595696
42	26-49952		1	OIL SEAL, CRANKCASE FRONT END COVER SERIAL 02399398-02595696
38	53338		1	FILTER VALVE ASSEMBLY SERIAL 02595697-09999999
39	10-36404		2	SCREW, FILTER VALVE TO CYLINDER BLOCK (1 1/4") SERIAL 02595697-09999999
40	52731		1	OIL FILTER ASSEMBLY SERIAL 02595697-09999999
41	54796		1	COVER ASSEMBLY, CRANKCASE FRONT END SERIAL 02595697-09999999
42	26-49952		1	OIL SEAL, CRANKCASE FRONT END COVER SERIAL 02595697-09999999
43	27-34895		1	GASKET, CRANKCASE FRONT END COVER
44	10-34277		10	SCREW, CRANKCASE FRONT END COVER TO CYLINDER BLOCK (7/16")

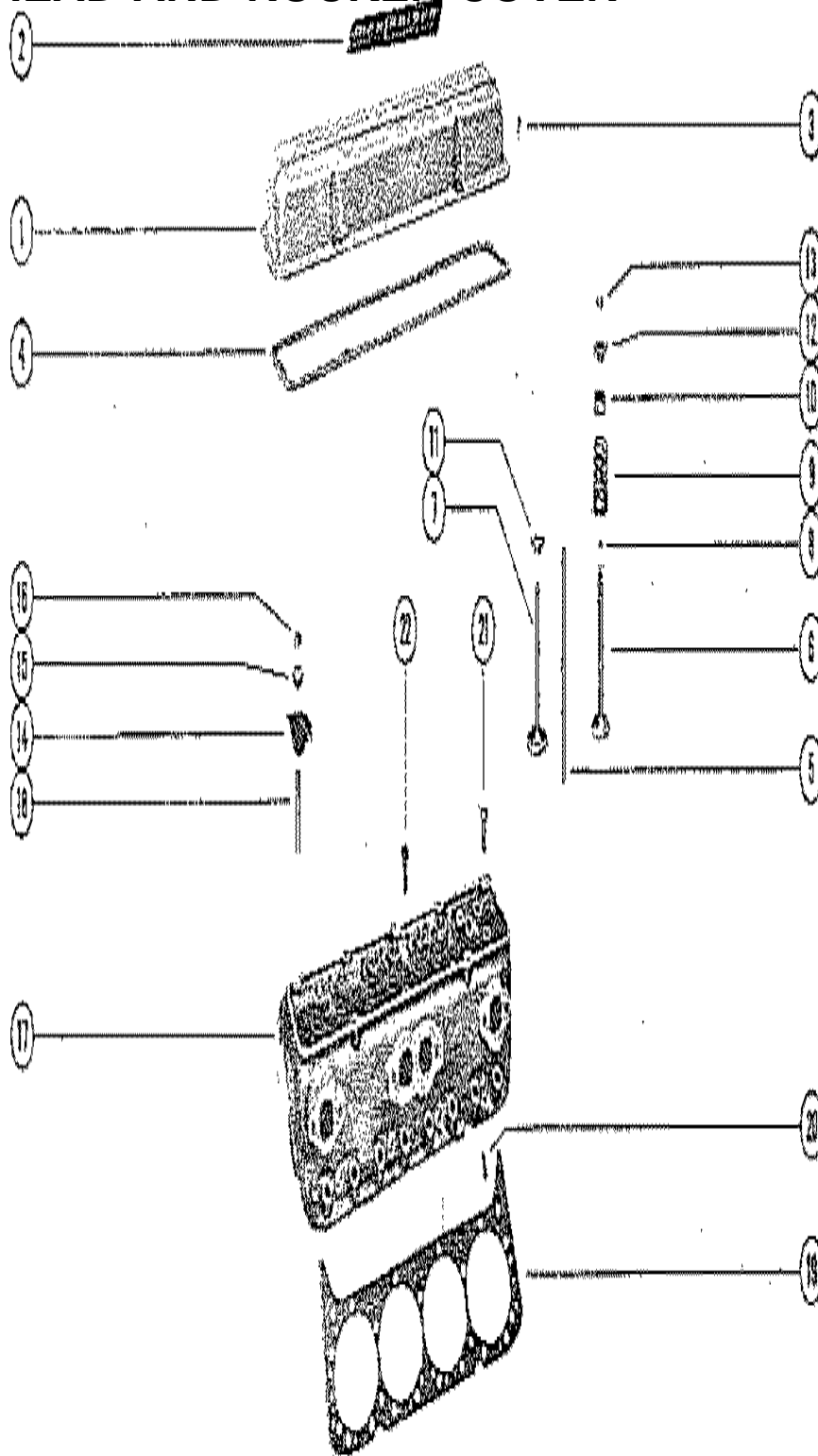
CYLINDER HEAD AND ROCKER COVER



CYLINDER HEAD AND ROCKER COVER

REF. NO.	PART NO.	SYM.	QTY.	DESCRIPTION
1	34442A1		2	COVER ASSEMBLY, ROCKER VALVE
2	37-34443		2	DECAL, ROCKER VALVE COVER
3	10-45487		8	SCREW, ROCKER VALVE COVER TO CYLINDER HEAD (1")
4	27-34043		2	GASKET, ROCKER VALVE COVER
5	35330		16	ROD, VALVE PUSH
6	35323		8	VALVE, EHAUST (STANDARD)
	49076		AR	VALVE, EXHAUST (.015 O.S.)
7	35319		8	VALVE, INLET (STANDARD)
	35321		AR	VALVE, INLET (.015 O.S.)
8	26-37525		16	SEAL, VALVE
9	24-48347		16	SPRING, VAVLE
10	48346		16	SHIELD, VALVE SPRING CAP
11	48348		8	CAP, INLET VALVE
12	48349		8	ROTATOR ASSEMBLY, VALVE SPRING-EXHAUST VALVE
13	28-34514		32	KEY, VALVE STEM
14	35329		16	ARM, ROCKER VALVE
15	35331		16	BALL UNIT, ROCKER VALVE ARM
16	11-34516		16	NUT, ROCKER VALVE ARM STUD
17	938-2351		2	CYLINDER HEAD ASSEMBLY
18	16-34522		AR	STUD, ROCKER VALVE ARM (.003 O.S.)
	16-34521		AR	STUD, ROCKER VALVE ARM (.013 O.S.)
19	27-48330		2	GASKET, CYLINDER HEAD
20	10-35317		16	BOLT, CYLINDER HEAD TO CYLINDER BLOCK (1 3/4")
21	10-35318		4	BOLT, CYLINDER HEAD TO CYLINDER BLOCK (3")
22	10-35316		14	BOLT, CYLINDER HEAD TO CYLINDER BLOCK (3 3/4")

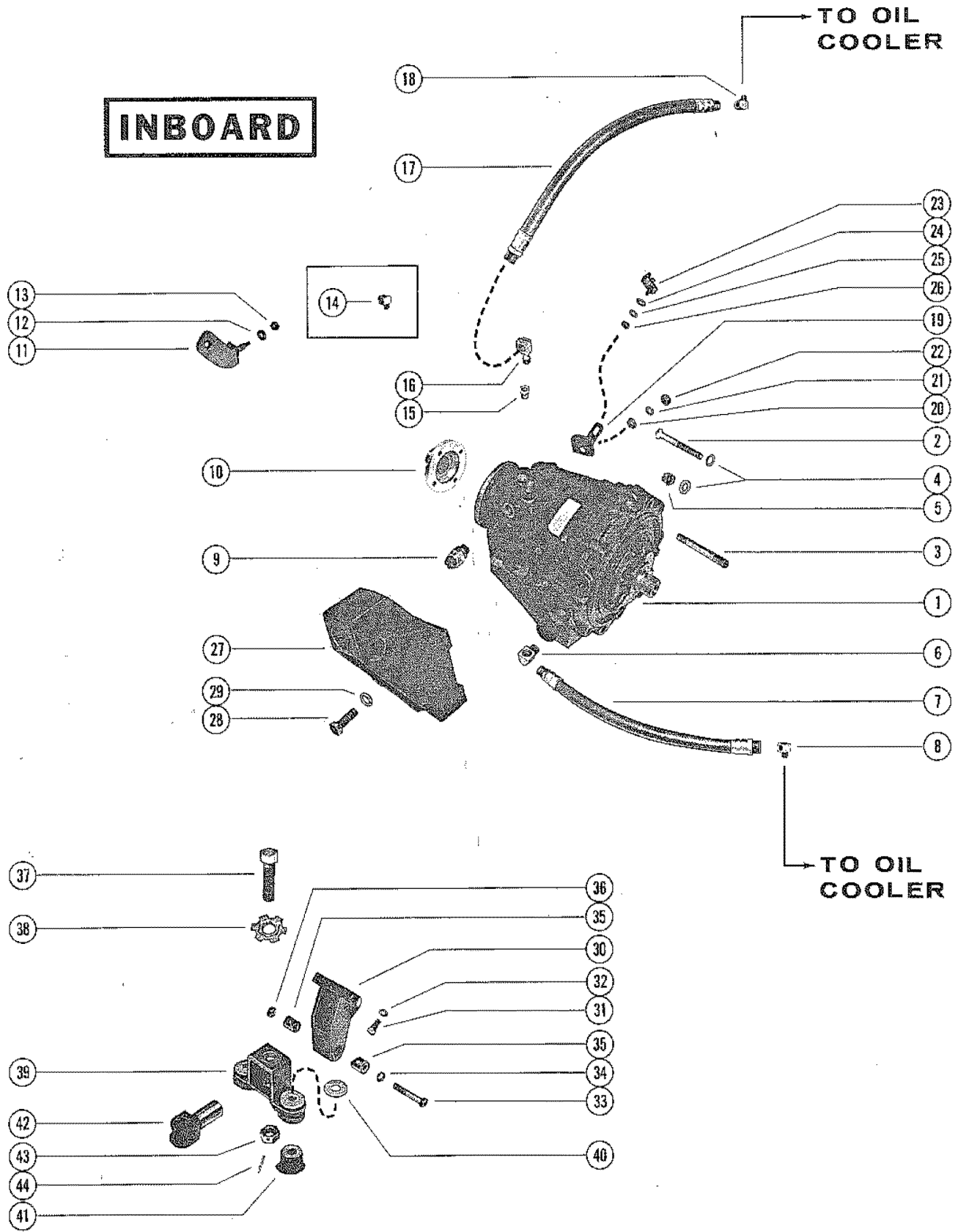
CYLINDER HEAD AND ROCKER COVER



CYLINDER HEAD AND ROCKER COVER

REF. NO.	PART NO.	SYM.	QTY.	DESCRIPTION
1	52203		2	COVER, ROCKER VALVE SERIAL 02399398-02595696
	52203		1	COVER, ROCKER VALVE (PORT) SERIAL 02595697-09999999
	52331A1		1	COVER ASSEMBLY, ROCKER VALVE (STANDARD) SERIAL 02595697-09999999
-	49174		2	REINFORCEMENT, ROCKER VALVE COVER SERIAL 02595697-09999999
2	37-34443		2	DECAL, ROCKER VALVE COVER
3	10-45487		8	SCREW, ROCKER VALVE COVER TO CYLINDER HEAD (1")
4	27-52202		2	GASKET, ROCKER VALVE COVER
5	35330		16	ROD, VALVE PUSH
6	35323		8	VALVE, EXHAUST (STANDARD)
	49076		AR	VALVE, EXHAUST (.015 O.S.)
7	35319		8	VALVE, INLET (STANDARD)
	35321		AR	VALVE, INLET (.015 O.S.)
8	26-34217		16	SEAL, VALVE
9	24-48347		16	SPRING, VALVE
10	34518		16	SHIELD, VALVE SPRING CAP
11	48348		8	CAP, INLET VALVE
12	35328		8	ROTATOR ASSEMBLY, VALVE SPRING-EXHAUST VALVE
13	28-34514		32	KEY, VALVE STEM
14	35329		16	ARM, ROCKER VALVE
15	35331		16	BALL UNIT, ROCKER VALVE ARM
16	11-34516		16	NUT, ROCKER VALVE ARM STUD
17	938-3555		2	CYLINDER HEAD ASSEMBLY SERIAL 23999398-02595696
	938-3862		2	CYLINDER HEAD ASSEMBLY SERIAL 02595697-09999999
18	16-34522		AR	STUD, ROCKER VALVE ARM (.003 O.S.)
	16-34521		AR	STUD, ROCKER VALVE ARM (.013 O.S.)
19	27-48330		2	GASKET, CYLINDER HEAD
20	10-35317		16	BOLT, CYLINDER HEAD TO CYLINDER BLOCK (1 3/4")
21	10-35318		4	BOLT, CYLINDER HEAD TO CYLINDER BLOCK (3")
22	10-35316		14	BOLT, CYLINDER HEAD TO CYLINDER BLOCK (3 3/4")

TRANSMISSION ASSEMBLY (INBOARD)

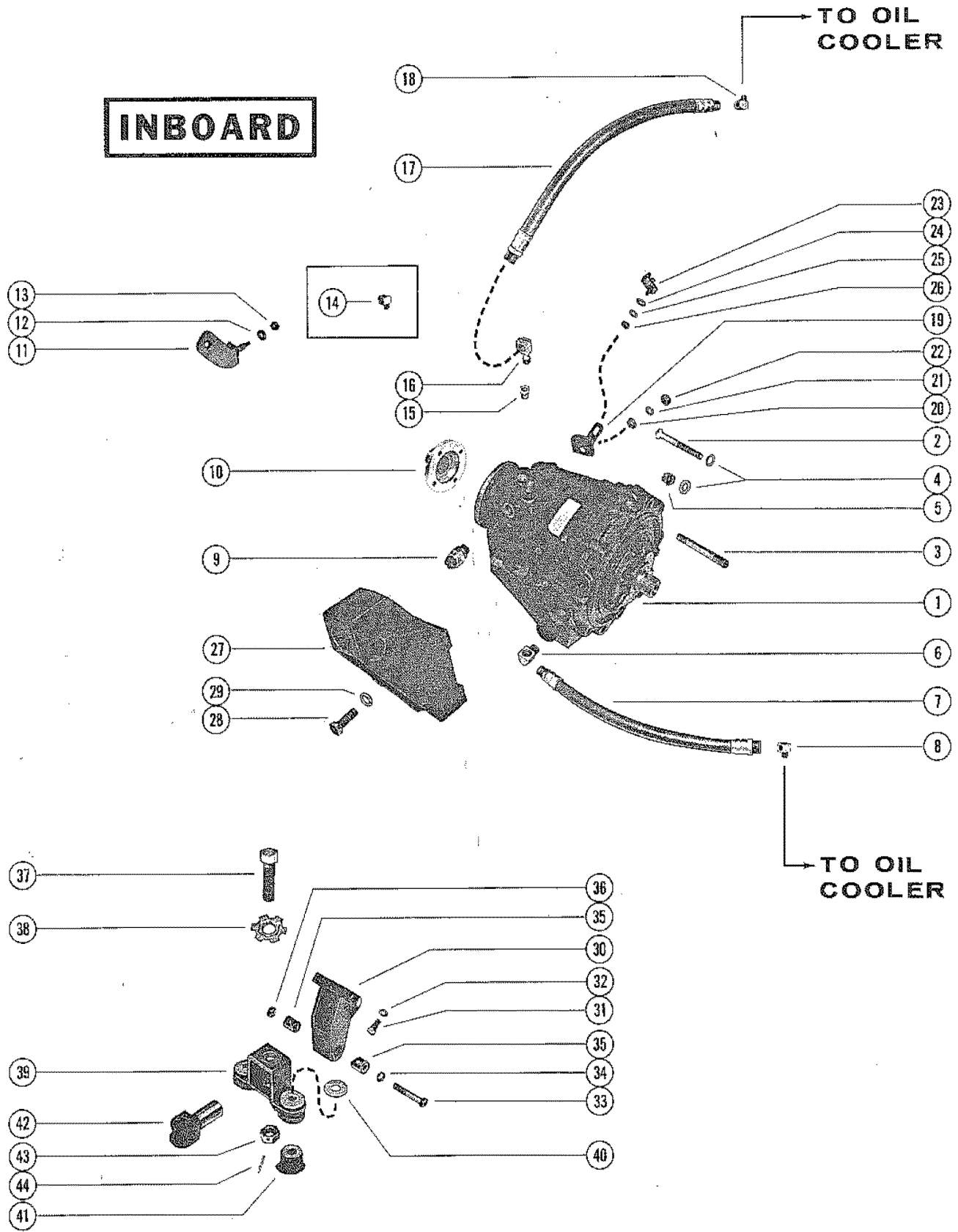


TRANSMISSION ASSEMBLY (INBOARD)

REF. NO.	PART NO.	SYM.	QTY.	DESCRIPTION
1	47805		1, , , ,	TRANSMISSION (DIRECT DIRVE)
	47806		, 1, , ,	TRANSMISSION (1.523:1 REDCUCTION)
	47807		, , 1, ,	TRANSMISSION (1.909:1 REDUCTION)
	47808		, , , 1,	TRANSMISSION (2.57:1 REDUCTION)
	47809		, , , , 1	TRANSMISSION 2.909:1 REDUCTION)
2	10-47724		4, , , ,	SCREW, TRANSMISSION TO ENGINE (3")
	10-47724		, 6, 6, 6, 6	SCREW, TRANSMISSION TO ENGINE (3")
3	16-45199		2, , , ,	STUD, TRANSMISSION TO ENGINE (4")
4	13-32993		, 6, 6, 6, 6, 6	LOCKWASHER, TRANSMISSION SCREW AND STUD
5	11-22024		2, , , ,	NUT, TRANSMISSION STUD
6	22-47629		1, 1, 1, 1, 1	ELBOW, HOSE TO TRANSMISSION (90 DEGRESS)
7	32-47516--1		1, , , ,	HOSE, OIL COOLER TO TRANSMISSION (13 7/8")
	32-47516--3		, 1, 1, 1, 1	HOSE, OIL COOLER TO TRANSMISSION (7 7/8")
8	22-47630		1, 1, 1, 1, 1	ELBOW, HOSE TO OIL COOLER (90 DEGREES)
9	47613		1, 1, 1, 1, 1	SWITCH, NEUTRAL SAFETY
10	48381		OPT., OPT.,	FLANGE (1")
	48382		OPT., OPT.,	FLANGE (1 1/8")
	48383		OPT., OPT.,	FLANGE (1 1/4")
	48384		OPT., OPT.,	FLANGE (1 3/8")
	48385		OPT., OPT.,	FLANGE (1 1/2")
11	47500		1, , , ,	BRACKET, SHIFT CABLE NOT AS SHOWN
	47514		, 1, 1, 1, 1	BRACKET, SHIFT CABLE NOT AS SHOWN
12	12-22937		1, 1, 1, 1, 1	WASHER, SHIFT CABLE TO BRACKET STUD
13	11-20586		1, 1, 1, 1, 1	NUT, SHIFT CABLE TO BRACKET STUD (10-32)
14	22-47629		1, , , ,	ELBOW, HOSE TO TRANSMISSION (90 DEGREES)
15	23-36159		, 1, 1, 1, 1	BUSHING, REDUCING - TRANSMISION ELBOW
16	022-47631		, 1, 1, 1, 1	ELBOW, HOSE TO TRANSMISSION (90 DEGREES)
17	32-47516--4		1, , , ,	HOSE, TRANSMISSION TO OIL COOLER (15")
	32-47516--2		, 1, 1, 1, 1	HOSE, TRANSMISSION TO OIL COOLER (16 3/4")
18	22-47630		1, 1, 1, 1, 1	ELBOW, HOSE TO OIL COOLER (90 DEGREES)
19	47517		1, 1, 1, 1, 1	LEVER, SHIFT - TRANSMISSION
20	12-20722		1, 1, 1, 1, 1	WASHER, SHIFT LEVER TO TRANSMISSION
21	13-26993		1, 1, 1, 1, 1	LOCKWASHER, SHIFT LEVER TO TRANSMISSION
22	11-20083		1, 1, 1, 1, 1	NUT, SHIFT LEVER TO TRANSMISSION
23	47548		, 1, 1, 1, 1	ADAPTOR, SHIFT CABEL TO SHIFT LEVER
24	13-29402		, 1, 1, 1, 1	WAVE WASHER, SHIFT CABLE ADAPTOR STUD
25	12-22388		, 1, 1, 1, 1	WASHER, SHIFT CABLE ADAPTOR STUD
26	11-46438		, 1, 1, 1, 1	NUT, SHIFT CABLE ADAPTOR STUD (10-32)
27	47501		2, 2, 2, 2, 2	BRACKET, MOUNTING (REAR)
28	10-47651		4, 4, 4, 4, 4	SCREW, MOUNTING BRACKET TO TRASMISSION (1 1/2")
29	13-32993		4, 4, 4, 4, 4	LOCKWASHER, MOUNTING BRACKET SCREW
30	47499		2, 2, 2, 2, 2	BRACKET, MOUNTING (FRONT)
31	10-34354		, 6, 6, 6, 6, 6	SCREW, MOUNTING BRACKET TO CYLINDER BLOCK (1 1/2")

CONTINUED ON NEXT PAGE ➡

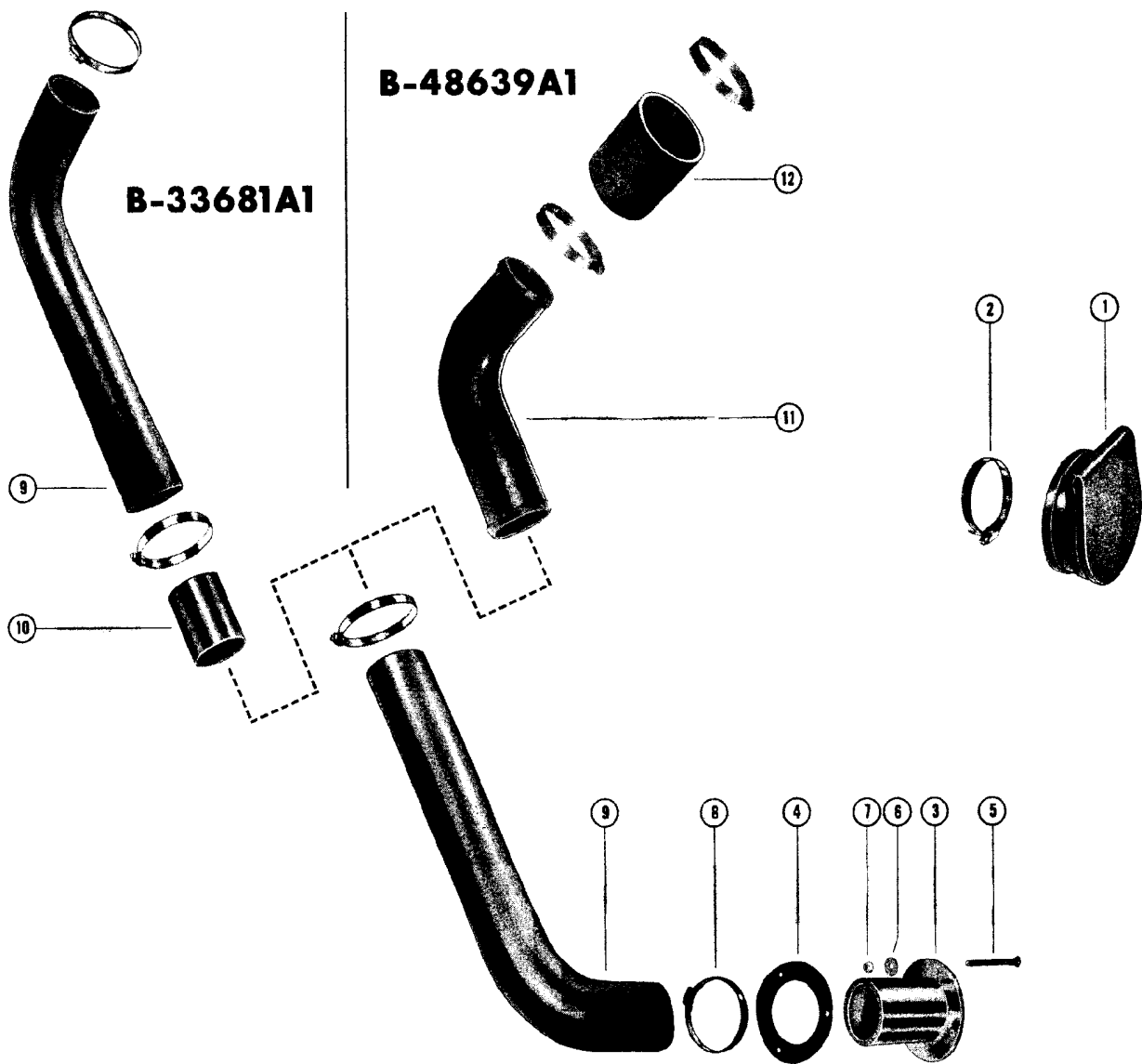
TRANSMISSION ASSEMBLY (INBOARD)



TRANSMISSION ASSEMBLY (INBOARD)

REF. NO.	PART NO.	SYM.	QTY.	DESCRIPTION
32	13-35048		6,6,6,6,6	LOCKWASHER, MOUNTING BRACKET SCREW
33	10-47654		4,4,4,4,4	SCREW, CLAMP - ADJUSTING TRUNNION (2 3/4")
34	13-32993		4,4,4,4,4	LOCKWASHER, CLAMP ADJUSTING TRUNNION SCREW
35	54-47528		8,8,8,8,8	CLAMP, ADJUSTING TRUNNION SCREW
36	11-29553		4,4,4,4,4	NUT, CLAMP ADJUSTING TRUNNION SCREW
37	10-47652		4,4,4,4,4	SCREW, ADJUSTING TRUNNION (3 5/8")
38	14-48467		4,4,4,4,4	TAB WASHER, ADJUSTING TRUNNION SCREW
39	47601A2		4,4,4,4,4	BRACKET ASSEMBLY, MOUNING - FRONT AND REAR
40	12-48611		8,8,8,8,8	WASHER, MOUNTING BRACKET
41	47656		8,8,8,8,8	MOUNT, MOUNTING BRACKET
42	47518		4,4,4,4,4	TRUNNION, ADJUSTING - MOUNTING BRACKET
43	11-47525		4,4,4,4,4	NUT, JAM - ADJUSTING TRUNNION SCREW
44	17-22116		4,4,4,4,4	PIN, ROLL - JAM NUT

EXHAUST KIT



EXHAUST KIT

REF. NO.	PART NO.	SYM.	QTY.	DESCRIPTION
-	33681A1		1	EXHAUST KIT (Serial #2349198 thru #2399397) (No longer Available)
-	48639A1		1	EXHAUST KIT (Serial #2399398 and up)
1	34765A1		1	COVER KIT, Exhaust Flange
2	54-33683		2	CLAMP- Cover to Flange
3	35013		2	FLANGE - Exhaust Hose
4	27-33600		2	GASKET - Exhaust Hose Flange
5	10-33684		6	SCREW - Hose Flange to Boat
6	12-25908		6	WASHER - Exhaust Hose Flange to Boat Screw
7	11-20361		6	NUT - Exhaust Hose Flange to Boat Screw
8	54-33683		16	CLAMP - Hose
9	32-33645		2	TUBE - Exhaust/Exhaust Hose
10	32-33685		2	HOSE (33681A1 only)
11	48639		2	PIPE - Exhaust
12	32-48659--2		2	HOSE - Exhaust

PARTS INDEX

Part Number	Description	Pg.	Ref. No.	Part Number	Description	Pg.	Ref. No.
134703237	CARBURETOR ASSEMBLY, COMPLETE (ELECTRIC CHOKE)	27	-	33695	VACUUM CONTROL, DISTRIBUTOR HOUSING	11	26
21625	SCREW, CHOKE SOLENOID TO MOUNTING BRACKET (3/4")	25	62	33698	WEIGHT, BREAKER CAM ADVANCE	11	8
22789	"D" WASHER, IGNITION COIL SCREW	7	35	33700	BREAKER ASSEMBLY	11	20
22789	"D" WASHER, WIRING HARNESS SCREW	47	11	33705	LEAD, GROUND - MOUNTING PLATE	11	18
25661	STARTER SOLENOID	7	7	33706	CONDENSER	11	12
26433	COIL ASSEMBLY, IGNITION	11	38	33707	ROTOR, DISTRIBUTOR	11	4
2679	PLATE, BACKUP - WIRING HARNESS	9	45	33708	CAP, DISTRIBUTOR	11	2
32492A3	ENGINE COUPLING ASSEMBLY	63	23	33712	LEAD WIRE, PRIMARY - DISTRIBUTOR HOUSING	11	29
32492A3	ENGINE COUPLING ASSEMBLY (STERN DIRVE)	57	23	33713	RETAINER, FELT WICK - MOUNTING PLATE	11	16
32754	RETAINER, HIGH TENSION LEADS (4 WIRE)	15	21	33714	PLATE, MOUNTING - BREAKER AND CONDENSER	11	17
32782	RETAINER, HIGH TENSION LEADS	13	49	33863	PULLEY, HARMONIC BALANCER	67	22
32782	RETAINER, HIGH TENSION LEADS (2 WIRE)	15	21	33863	PULLEY, HARMONIC BALANCER	71	22
32783	RETAINER, HIGH TENSION LEADS (3 WIRE)	15	21	33864	PULLEY, WATER PUMP	67	17
32784	RETAINER, HIGH TENSION LEADS	13	49	33864	PULLEY, WATER PUMP	71	17
32888	BRACKET, REAR SUPPORT	45	8	33987	ELEMENT, OIL FILTER	69	47
32889	PLATE, BEARING-REAR SUPPORT BRACKET	45	12	34089A1	LEAD ASSEMBLY, DISTRIBUTOR TO COIL	11	37
32890	PLATE, BEARING-REAR SUPPORT BRACKET	45	13	34106	BRACKET, IGNITION COIL MOUNTING	11	39
33168	OIL FILTER ASSEMBLY	69	46	34282	LIFTER, HYDRAULIC VALVE - TAPPET	57	20
33169	FILTER VALVE ASSEMBLY	69	43	34282	LIFTER, HYDRAULIC VALVE-TAPPET	63	20
33183	COVER, CHOKE OVEN - STARBOARD EXHAUST MANIFOLD	37	32	34442A1	COVER ASSEMBLY, ROCKER VALVE	75	1
33190	FLAME ARRESTOR, CARBURETOR	19	45	34518	SHIELD, VALVE SPRING CAP	77	10
33208A1	LEAD ASSEMBLY, HIGH TENSION (37")	13	46	34549	RETAINER, DISTRIBUTOR CLAMP UNIT	15	18
33208A2	LEAD ASSEMBLY, HIGH TENSION (31")	13	46	34623	OIL PRESSURE SENDER ASSEMBLY	3	19
33208A3	LEAD ASSEMBLY, HIGH TENSION (26")	13	46	34625	WATER TEMPERATURE SENDER ASSEMBLY (AUTOMATIC CHOKE)	3	13
33208A4	LEAD ASSEMBLY, HIGH TENSION (22")	13	46	34765A1	COVER KIT, Exhaust Flange	83	1
33210	JUMPER WIRE, BALLAST TO BALLAST	13	51	35013	FLANGE - Exhaust Hose	83	3
33224	OIL FILLER CAP ASSEMBLY	67	1	35298A1	END CAP ASSEMBLY, EXHAUST MANIFOLD	37	27
33224	OIL FILLER CAP ASSEMBLY	71	1	35310	CAP, INTERMEDIATE AND FRONT - CRANKSHAFT BEARING	55	17
33229	COVERING, CHOKE PIPE	17	32	35311	CAP, REAR - CRANKSHAFT BEATING	55	16
33653	FELT WICK, CAM WIPER - MOUNTING PLATE RETAINER	11	15	35315	COVER ASSEMBLY, CRANKCASE FRONT END (STANDARD ROTATION)	69	48
33654	BUTTON, CARBON - DISTRIBUTOR CAP	11	3	35319	VALVE, INLET (STANDARD)	75	7
33681A1	EXHAUST KIT	83	-	35319	VALVE, INLET (STANDARD)	77	7
				35321	VALVE, INLET (.015 O.S.)	75	7
				35321	VALVE, INLET (.015 O.S.)	77	7

PARTS INDEX

Part Number	Description	Pg.	Ref. No.	Part Number	Description	Pg.	Ref. No.
35323	VALVE, EXHAUST (STANDARD)	77	6	37242	REINFORCEMENT, WATER PUMP PULLEY	67	--
35328	ROTATOR ASSEMBLY, VALVE SPRING-EXHAUST VALVE	77	12	37242	REINFORCEMENT, WATER PUMP PULLEY	71	--
35329	ARM, ROCKER VALVE	75	14	37297	EXHAUST MANIFOLD (PORT AND STARBOARD)	37	18
35329	ARM, ROCKER VALVE	77	14	37298	ELBOW, EXHAUST MANIFOLD	39	36
35330	ROD, VALVE PUSH	75	5	37645A1	ADAPTOR ASSEMBLY, VENT	67	29
35330	ROD, VALVE PUSH	77	5	37707	VOLTAGE REGULATOR	7	28
35331	BALL UNIT, ROCKER VALVE ARM	75	15	37951	WATER PUMP ASSEMBLY	67	12
35331	BALL UNIT, ROCKER VALVE ARM	77	15	38371	SEAL, COVER TO ELECTRIC PANEL	9	40
35352	OIL PUMP ASSEMBLY	69	40	38532	BRACKET, MOUNTING - WIRING HARNESS	9	47
35352	OIL PUMP ASSEMBLY	73	35	38810	CAM, BREAKER - ADVANCE	11	11
35354	SCREEN ASSEMBLY, OIL PUMP	73	37	39974	CONNECTOR, HARNESS LEADS TO FLYWHEEL HOUSING	45	5
35354	SCREEN ASSEMBLY, OIL PUMP	69	42	39974	CONNECTOR, HARNESS LEADS TO FLYWHEEL HOUSING	47	12
35357	VENTILATOR ASSEMBLY, CYLINDER BLOCK	67	10	45107	BATTERY CABLE (NEGATIVE) STERN DRIVE	3	24
35363	BRACE, STARTER MOTOR	3	6	45108	BATTERY CABLE (POSITIVE)	3	24
35365	SUPPORT, SPARK PLUG LEAD WIRE	73	30	46265	BOOT, STARTER MOTOR TERMINAL	7	9
35369	CLAMP UNIT, DISTRIBUTOR TO INTAKE MANIFOLD	15	17	46354A1	HOUSING ASSEMBLY, FLYWHEEL	45	1
35373	PLATE, MOUNTING - FUEL PUMP	17	4	4649	HOUSING, PRIMARY - DISTRIBUTOR	11	23
35373	PLATE, MOUNTING -FUEL PUMP	23	4	46839	DISTRIBUTOR ASSEMBLY, COMPLETE	11	1
35377	ROD, PUSH - FUEL PUMP	17	7	47282	SUPPORT, WATER PUMP PULLEY	67	18
35377	ROD, PUSH - FUEL PUMP	23	7	47282	SUPPORT, WATER PUMP PULLEY	71	18
35378	CHAIN, CAMSHAFT TIMING	63	32	47403	SHAFT AND BEARING	53	6
35422	GUARD, INTAKE MANIFOLD	71	10	47404	BRACKET, OIL LEVEL GAUGE TUBE CLIP (INBOARD)	59	53
35517	BRACKET, MOUNTING - THROTTLE CABLE	19	54	47405	WEAR PLATE	53	12
3565	SUPPORT, SPARK PLUG LEAD WIRE	67	35	47441	COVER, THERMOSTAT HOUSING	37	3
35672	PLATE, FACE - EXHAUST MANIFOLD ELBOW TO UPPER EXHAUST ELBOW	39	42	47441	COVER, THERMOSTAT HOUSING	41	27
35674	ELBOW, EXHAUST - UPPER	39	44	47456A1	ALTERNATOR ASSEMBLY (SEE NOTE BELOW)	3	25
35675	ELBOW, EXHAUST - LOWER	39	49	47488	BRACKET, WATER PUMP	53	23
35778	CHAIN, CAMSHAFT TIMING	57	35	47490	COVER, OIL COOLER	49	13
35852	MOUNT RUBBER - FLYWHEEL HOUSING	47	2	47492	TUBE, OIL LEVEL GAUGE	59	52
35852	MOUNT, FLYWHEEL HOUSING	45	2	47492	TUBE, OIL LEVEL GAUGE	65	49
35864	COVER PLATE, FLYWHEEL HOUSING	47	3	47493A2	DISTRIBUTOR ASSEMBLY, COMPLETE	15	1
35884	THERMOSTAT	41	29	47497A1	COVER ASSEMBLY, WATER PUMP	53	16
35884	THERMOSTAT	37	5	47498	BRACE, ALTERNATOR ADJUSTING	3	26
36184	SHAFT, OIL PUMP TO DISTRIBUTOR	69	38				
36184	SHAFT, OIL PUMP TO DISTRIBUTOR	73	33				
36306	HOUSING, WATER INLET - EXHAUST MANIFOLD	37	19				

PARTS INDEX

Part Number	Description	Pg.	Ref. No.	Part Number	Description	Pg.	Ref. No.
47500	BRACKET, SHIFT CABLE ..	79	11	47764	STA-STRAP, WIRING		
47501	BRACKET, MOUNTING (REAR)	79	27	47805	HARNESS	9	57
47502	BRACKET, MOUNTING - THROTTLE CABLE	19	54	47806	TRANSMISSION (DIRECT DIRVE)	79	1
47502	BRACKET, MOUNTING - THROTTLE CABLE	25	47	47807	TRANSMISSION (1.523:1 RECDUCTION)	79	1
47514	BRACKET, SHIFT CABLE ..	79	11	47807	TRANSMISSION (1.909:1 REDUCTION)	79	1
47517	LEVER, SHIFT - TRANSMISSION	79	19	47808	TRANSMISSION (2.57:1 REDUCTION)	79	1
47518	TRUNNION, ADJUSTING - MOUNTING BRACKET ...	51	15	47809	TRANSMISSION 2.909:1 REDUCTION)	79	1
47518	TRUNNION, ADJUSTING - MOUNTING BRACKET ...	81	42	47816	SIGHT GLASS	17	9
47529	INSERT, WATER PUMP BODY	53	13	47816	SIGHT GLASS	23	9
47530	HUB, WATERPUMP PULLEY	53	3	47822	FUEL PUMB ASSEMBLY ...	17	1
47542	COVER, FLYWHEEL HOUSING	49	4	47822	FUEL PUMP ASSEMBLY ...	23	1
47544	BRACE, WATER PUMP ADJUSTING	53	29	47833	FLAME ARRESTOR, CARBURETOR	19	45
47548	ADAPTOR, SHIFT CABEL TO SHIFT LEVER	79	23	47833	FLAME ARRESTOR, CARBURETOR	23	40
47549	OIL PAN	57	44	47834	FLAME ARRESTOR, CARBURETOR	19	45
47549	OIL PAN	63	41	47861A1	LEAD ASSEMBLY, HIGH TENSION (44")	15	22
47550	COVER, ELECTRIC PANEL .	9	42	47861A3	LEAD ASSEMBLY, HIGH TENSION (37")	15	22
47551	PANEL , ELECTRIC	7	1	47861A4	LEAD ASSEMBLY, HIGH TENSION (33")	15	22
47553	HOUSING, FLYWHEEL	49	1	47861A5	LEAD ASSEMBLY, HIGH TENSION (31")	15	22
47601A2	BRACKET ASSEMBLY, MOUNING - FRONT AND REAR	81	39	47861A6	LEAD ASSEMBLY, HIGH TENSION (28")	15	22
47601A2	BRACKET ASSEMBLY, MOUNTING - FRONT (NON-TRANSOM MOUNTED)	51	8	47861A7	LEAD ASSEMBLY, HIGH TENSION (26")	15	22
47602	BRACKET, MOUNTING - FUEL FILTER	17	17	47862A1	LEAD ASSEMBLY, DISTRIBUTOR TO COIL (13 1/2")	15	20
47604A1	PROTECTOR, HIGH TENSION LEAD	13	47	47877A1	EXHAUST ELBOW ASSEMBLY (90 DEGREES) 2	41	13
47604A1	PROTECTOR, SPARK PLUG	15	23	47957	CONNECTOR, VEDNT HOSE TO ROCKER COVER	25	45
47608	DRIVE PLATE, FLYWHEEL (INBOARD)	57	26	47957	CONNECTOR, VENT HOSE TO ROCKER COVER	19	52
47610	COOLER, OIL	49	12	47986	BRACKET, MOUNTING - ENGINE	51	16
47613	SWITCH, NEUTRAL SAFETY	79	9	48044	END CAP/CONNECTOR, MANIFOLD (FRONT) - AUTOMATIC CHOKE	41	7
47620	BRACKET, ALTERNATOR MOUNTING	5	32	48045	END CAP, EXHAUST MANIFOLD (REAR)	41	10
47656	MOUNT, MOUNTING BRACKET	81	41	48101A1	EXAHUST ELBOW ASSEMBLY (STRAIGHT)	41	13
47656	MOUNT, MOUNTING BRACKET (NON-TRANSOM MOUNTED) ..	51	9	48104	BRAAKET, ALTERNATOR MOUNTING	5	31
47676A1	GAUGE, OIL LEVEL (DIPSTICK)-INBOARD ...	59	58	48133	BRACKET, OIL LEVEL GAUGE TUBE CLIP	65	50
47682	WIRING HARNESS	9	44	48133	BRACKET, OIL LEVEL GAUGE TUBE CLIP (STERN DRIVE)	59	53
47737A1	EXHAUST MANIFOLD ASSEMBLY, PORT	41	1				
47738A1	EXHAUST MANIFOLD ASSEMBLY, STARBOARD	41	1				
47763	BRACKET, RETAINER - HIGH TENSION LEADS	7	3				

PARTS INDEX

Part Number	Description	Pg.	Ref. No.	Part Number	Description	Pg.	Ref. No.
48315A4	PLUNGER AND LINK ASSEMBLY, CHOKE SOLENOID	25	55	52182	FILTER VALVE ASSEMBLY	73	38
48331	BALANCER, HARMONIC - CRANKSHAFT	71	21	52185	CLAMP, DISTRIBUTOR	11	35
48331	BALANCER, HARMONIC- CRANKSHAFT	67	21	52186	CHOKE, AUTOMATIC - CARBURETOR	19	60
48335	INTAKE MANIFOLD	67	3	52198	BAFFLE, OIL PAN (CYLINDER BLOCK)	63	39
48339	COVER ASSEMBLY, CRANKCASE FRONT END (OPPOSITE ROTATION)	69	48	52199	COVER ASSEMBLY, CRANKCASE FRONT END	73	41
48346	SHIELD, VALVE SPRING CAP	75	10	52203	COVER, ROCKER VALVE	77	1
48348	CAP, INLET VALVE	75	11	52203	COVER, ROCKER VALVE (PORT)	77	1
48348	CAP, INLET VALVE	77	11	52204	CAP, INTERMEDIATE AND FRONT-CRANKSHAFT BEARING	61	17
48349	ROTATOR ASSEMBLY, VALVE SPRING-EXHAUST VALVE	75	12	52217	CAP, REAR-CRANKSHAFT BEARING	61	16
48359	BAFFLE, CARBUARETOR	23	26	52217	CAP, REAR-CRANKSHAFT BEARING	63	16
48359	BAFFLE, CARBURETOR	17	29	52226	WATER PUMP ASSEMBLY	71	12
48377	CHOKE, AUTOMATIC - CARBURETOR	19	60	52227	INTAKE MANIFOLD	71	3
48378	CHOKE ROD, AUTOMATIC CHOKE TO CARBURETOR	21	63	52282	SHAFT, MAIN - BREAKER CAM AND DRIVE GEAR	11	9
48379	COVER, AUTOMATIC CHOKE	19	61	52331A1	COVER ASSEMBLY, ROCKER VALVE (STANDARD)	77	1
48381	FLANGE (1")	79	10	52349	PULLEY, WATER PUMP	71	17
48382	FLANGE (1 1/8")	79	10	52444	BASE, FUEL FILTER	23	13
48383	FLANGE (1 1/4")	79	10	52667	CHOKE SOLENOID	25	58
48384	FLANGE (1 3/8")	79	10	52676	SWITCH, ELECTRIC CHOKE	3	16
48385	FLANGE (1 1/2")	79	10	52726	BRACKET, MOUNTING - CHOKE SOLENIOD	25	61
48441	ELEMENT, FUEL FILTER	17	13	52729	TAB, RETAINER - CHOKE RETURN SPRING	25	53
48639	PIPE - Exhaust	83	11	52730	CHOKE LEVER ELECTRIC CHOKE	27	-
48639A1	EXHAUST KIT	83	-	52731	OIL FILTER ASSEMBLY	73	40
48709	BRACKET, MOUNTING (FRONT)	51	1	52753	MOUNT, MOUNTING BRACKET (TRANSOM MOUNTED)	51	9
48789A1	HOUSING ASSEMBLY, ADAPTOR	15	4	52822	PULLEY, WATER PUMP	53	2
49076	VALVE, EXHAUST (.015 O.S.)	75	6	52877A1	THERMOSTAT HOUSING ASSEMBLY (ELECTRIC CHOKE)	41	25
49076	VALVE, EXHAUST (.015 O.S.)	77	6	52999	END CAP/CONNECTOR, MANIFOLD (FRONT) - ELECTRIC CHOKE	41	7
49174	REINFORCEMENT, ROCKER VALVE COVER	77	-	53016	SCREW, END CAP TO MANIFOLD (1 1/4") ELECTRIC CHOKE	41	9
49203	BAFFLE, OIL PAN (CYLINDER BLOCK)	57	42	53072	WIRING HARNESS (ELECTRIC CHOKE)	9	44
49450	WIRING HARNESS (AUTOMATIC CHOKE)	9	44	53338	FILTER VALVE ASSEMBLY	73	38
49451	BRACKET, MOUNTING - WIRING HARNESS SERIAL	9	50	53652A1	HOUSING ASSEMBLY, FLYWHEEL	47	1
49456	GAUGE, OIL LEVEL (DIPSTICK)	65	55	54646	BRACKET, MOUNTING - FUEL FILTER	23	15
49457	GAUGE, OIL LEVEL (DIPSTICK)- STERN DRIVE	59	58	54789	CAP, INTERMEDIATE AND FRONT-CRANKSHAFT BEARING	63	17
49924	ROTOR, DISTRIBUTOR	15	3				
49965A2	THERMOSTAST HOUSING ASSEMBLY (AUTOMATIC CHOKE)	41	25				
49965A2	THERMOSTAT HOUSING ASSEMBLY	37	1				
52022	OIL FILTER ASSEMBLY	73	40				

PARTS INDEX

Part Number	Description	Pg.	Ref. No.	Part Number	Description	Pg.	Ref. No.
54793	WATER PUMP ASSEMBLY	71	12	10-22958	SCREW, THROTTLE CABLE TO CARBURETOR (1 1/8")	23	28
54794	INTAKE MANIFOLD	71	3	10-22958	SCREW, THROTTLE CABLE TO CARVURETOR (1 1/8")	17	34
54795	GUARD, INTAKE MANIFOLD	71	10	10-24609	SCREW, WIRING HARNESS LEADS TO BALLAST	13	52
54796	COVER ASSEMBLY, CRANKCASE FRONT END	73	41	10-24878	SCREW, FILTER VALVE TO CYLINDER BLOCK (1 1/4")	69	44
10-20314	SCREW, DRIVE-SERIAL PLATE TO CYLINDER BLOCK	45	24	10-25038	SCREW, END CAP TO MANIFOLD (7/8")	41	12
10-20314	SCREW, DRIVE-SERIAL PLATE TO CYLINDRE BLOCK (3/16")	47	15	10-25038	SCREW, END CAP/TO MANIFOLD (7/8") - AUTOMATIC CHOKE	41	7
10-20314	SCREW,SERIAL PLATE ATTACHING	49	8	10-25299	SCREW, COVER PLATE TO FLYWHEEL HOUSING (3/4")	47	4
10-20359	SCREW, FLYWHEEL HOUSING TO CYLINDER BLOCK (1")	45	3	10-26184	SCREW, SWITCH BOX TO ELECTRIC PANEL (9/16")	7	25
10-20362	SCREW, OIL COOLER COVER TO FLYWHEEL HOUSING (1 7/16")	49	18	10-26487	BOLT, INTAKE MANIFOLD TO CYLINDER BLOCK (1 1/8")	67	4
10-20367	SCREW, WIRING HARNESS CLIP	9	59	10-26487	BOLT, INTAKE MANIFOLD TO CYLINDER BLOCK (1 1/8")	71	4
10-20639	SCREW, FUEL FILTER TO MOUNTING BRACKET (1/2")	23	16	10-26595	SCREW, ADAPTOR HOUSING FASTENING (3/4")	15	12
10-20705	SCREW, WATER PUMP PULLEY TO WATER PUMP (3/4")	53	4	10-26632	SCREW, ELECTRIC PANEL TO CYLINDER BLOCK (1 1/4")	7	15
10-20776	SCREW, FUEL FILTER ATTACHING (1/2")	17	15	10-26632	SCREW, FLYWHEEL HOUSING TO ENGINE (1 1/4")	49	9
10-20776	SCREW, RETAINER BRACKET TO ELECTRIC PANEL (1/2")	7	5	10-26774	SCREW, STARTER SOLENOID TO ELECTRIC PANEL (1/2")	7	12
10-21077	SCREW, ALTERNATOR BRACKET TO EXHAUST MANIFOLD (7/8")	5	33	10-26889	SCREW, IGNITION COIL TO ELECTRIC PANEL (2 1/4")	7	37
10-21077	SCREW, DISTRIBUTOR CLAMP ATTACHING (7/8")	15	19	10-27165	SCREW, ALTERNATOR BRACE TO CYLINDER BLOCK (3/4")	3	29
10-21548	SCREW, MOUNTING BRACKET TO ELECTRIC PANEL (5/8")	9	48	10-27881	SCREW, CHOKE LEVER ATTACHING ELECTRIC CHOKE	27	20
10-21558	SCREW, OIL PAN TO CYLINDER BLOCK (1/4 - 20 X 3/4")	57	47	10-28464	SCREW, END CAP TO EXHAUST MANIFOLD (1 1/2")	37	29
10-21558	SCREW, OIL PAN TO CYLINDER BLOCK (1/4-20 X 3/4")	63	44	10-28464	SCREW, FLYWHEEL HOUSING TO CYLINDER BLOCK (1 1/2)	45	3
10-21623	SCREW, STARTER SOLENOID ATTACHING (3/4")	7	12	10-28635	SCREW, COVER TO FLYWHEEL HOUSING (5/8")	49	5
10-21951	SCREW, UPPER ELBOW TO EXHAUST MANIFOLD ELBOW	39	45	10-28635	SCREW, WATER PUMP COVER TO WATER PUMP BODY (5/8")	53	19
10-21951	SCREW, UPPER EXHAUST ELBOW TO LOWER EXHAUST ELBOW (1 1/4")	39	50	10-28701	SCREW, CARBURETOR TO INTAKE MANIFOLD (3 1/2")	19	41
10-22022	SCREW, CHOKE COVER TO EXHAUST MANIFOLD (3/8")	37	34	10-28701	SCREW, CARBURETOR TO INTAKE MANIFOLD (3 1/2")	23	35
10-22245	SCREW, WIRING HARNESS CLAMP ATTACHING (1/2:")	47	9				

PARTS INDEX

Part Number	Description	Pg.	Ref. No.	Part Number	Description	Pg.	Ref. No.
10-29198	SCREW, ALTERNATOR BRACE TO ALTERNATOR (7/8")	3	27	10-33684	SCREW - Hose Flange to Boat	83	5
10-29227	SCREW, VOLTAGE REGULATOR CLAMP (1/2")	9	54	10-33692	SCREW, ROTOR TO BREAKER CAM	11	5
10-31827	SCREW, WATER INLET HOUSING TO EXHAUST MANIFOLD (3")	37	21	10-33718	SCREW, BREAKER ASSEMBLY TO MOUNTING PLATE	11	21
10-32132	SCREW, FLYWHEEL HOUSING TO CYLINDER BLOCK (1 3/4")	45	3	10-33722	SCREW, CONDENSER AND BRACKET TO MOUNTING PLATE	11	14
10-32132	SCREW, MOUNTING BRACKET TO CYLINDER BLOCK (1 3/4")	9	51	10-34277	SCREW, CRANKCASE FRONT END COVER TO CYLINDER BLOCK (7/16")	69	51
10-33042	SCREW, FAST IDLE CAM TO CAM MOUNTING BRACKET	33	57	10-34277	SCREW, CRANKCASE FRONT END COVER TO CYLINDER BLOCK (7/16")	73	44
10-33045	SCREW, CHOKE VALVE TO CHOKE SHAFT	31	3	10-34277	SCREW, MOUNTIN PLATE TO CYLINDER BLOCK (7/16")	17	6
10-33047	SCREW, STAT COVER AND COIL TO CHOKE HOUSING	33	79	10-34277	SCREW, MOUNTING PLATE TO CYLINDER BLOCK (7/16")	23	6
10-33052	SCREW, THROTTLE BODY TO FLOAT BOWL (SMALL)	33	61	10-34277	SCREW, VENTILATOR TO CYLINDER BLOCK (7/16")	67	11
10-33053	SCREW, CHOKE HOIUSING TO FLOAT BOWL	33	71	10-34281	BOLT, PULLEY AND HARMONIC BALANCER TO CRANKSHAFT (2")	67	23
10-33056	SCREW TRIP LEVER TO CHOKE SHAFT	31	17	10-34281	BOLT, PULLEY AND HARMONIC BALANCER TO CRANKSHAFT (2")	71	23
10-33056	SCREW, CHOKE PISTON LEVER TO CHOKE HOUSING	33	75	10-34352	BOLT, CRANKSHAFT PULLEY TO HARMONIC BALANCER	67	26
10-33158	SCREW, BEARING PLATE TO REAR SUPPORT BRACKET (5 1/2")	45	14	10-34352	BOLT, CRANKSHAFT PULLEY TO HARMONIC BALANCER	73	26
10-33231	SCREW, COIL ATTACHING (3/4")	11	40	10-34353	SCREW, ADJUSTING BRACE TO OIL PAN (1")	53	30
10-33311	SCREW, MOUNTINB BRACKET TO IGNITION COIL	11	42	10-34353	SCREW, WATER PUMP BRACKET TO ENGINE (1")	53	26
10-33389	SCREW, EXHAUST MANIFOLD TO CYL. HEAD (4 1/4")	37	25	10-34354	SCREW, FLYWHEEL HOUSING TO BLOCK (1 2/2")	47	6
10-33524	SCREW, OIL LEVEL GAUG3E TUBE CLIP TO BRACKET (5/8")	59	55	10-34354	SCREW, LIFTING EYE ATTACHING (1 1/2")	67	7
10-33524	SCREW, OIL LEVEL GAUGE TUBE CLIP TO BRACKET (5/8")	65	52	10-34354	SCREW, LIFTING EYE ATTACHING (1 1/2")	71	7
10-33553	SCREW, CAM MOUNTING BRACKET TO THROTTLE BODY	33	58	10-34354	SCREW, MOUNTING BRACKET TO CYLINDER BLOCK (1 1/2")	79	31
10-33554	SCREW, AIR HORN TO FLOAT BOWL	31	8	10-34354	SCREW, WATER PUMP BRACKET ATTACHING (1 1/2")	53	24
10-33562	SCREW, THROTTLE BODY TO FLOAT BOWL (LARGE)	33	65	10-34370	SCREW AIR HORN TO FLOAT BOWL (1")	27	7
10-33569	SCREW, VENTURI CLLUSTER TO FLOAT BOWL	33	43	10-34473	BOLT, CONNECTING ROD CUP	57	30
				10-34505	BOLT, CAMSHAFT TIMING (3/4")	57	38

PARTS INDEX

Part Number	Description	Pg.	Ref. No.	Part Number	Description	Pg.	Ref. No.
10-34544	BOLT, STARTER MOTOR TO CYLINDER BLOCK (1 27/32")	3	4	10-36404	SCREW, FILTER VALVE TO CYLINDER BLOCK (1 1/4")	73	39
10-34545	BOLT, STARTER MOTOR TO CYLINDER BLOCK (4 21/32")	3	5	10-37258	SCREW, EXHAUST MANIOLD ELBOW TO EXHAUST MANIFOLD (1 1/4")	39	38
10-35091	SCREW, DRIVE PLATE TO FLYWHEEL (INBOARD)	57	27	10-37572	SCREW, DISTRIBUTOR CLAMP TO ADAPTOR HOUSING (3/8")	15	7
10-35316	BOLT, CYLINDER HEAD TO CYLINDER BLOCK (3 3/4")	75	22	10-37612	SCREW, FLYWHEEL HOUSING TO CYLINDER BLOCK (1 1/4")	45	3
10-35316	BOLT, CYLINDER HEAD TO CYLINDER BLOCK (3 3/4")	77	22	10-37612	SCREW, MOUNTING BRACKET TO CYLINDER BLOCK (1 1/4")	9	51
10-35317	BOLT, CYLINDER HEAD TO CYLINDER BLOCK (1 3/4")	75	20	10-37612	SCREW, MOUNTING BRACKET TO CYLINDER BLOCK (1 1/4")	51	2
10-35317	BOLT, CYLINDER HEAD TO CYLINDER BLOCK (1 3/4")	77	20	10-37908	SCREW, VOLTAGE REGULATOR ATTACHING (1 1/4")	7	29
10-35318	BOLT, CYLINDER HEAD TO CYLINDER BLOCK (3")	75	21	10-39245	SCREW, VENT ADAPTOR TO CYLINDER BLOCK	67	31
10-35318	BOLT, CYLINDER HEAD TO CYLINDER BLOCK (3")	77	21	10-45102	SCREW, IGNITION COIL CLAMPING (2 3/8")	7	32
10-35343	BOLT, WATER PUMP TO CYLINDER BLOCK (1 3/4")	67	16	10-45103	SCREW, IGNITION COIL CLAMPING (2")	7	32
10-35344	BOLT, WATER PUMP TO CYLINDER BLOCK (1 5/8")	67	16	10-45210	SCREW, CONNECTOR TO FLYWHEEL HOUSING (1 1/4")	45	6
10-35346	BOLT, WATER PUMP TO CYLINDER BLOCK (2 3/4")	67	16	10-45218	SCREW, GROUND WIRE TO SWITCH BOX (3/8")	7	27
10-35366	SCREW, LEAD WIRE SUPPORT TO CYLINDER BLOCK (1/2")	69	36	10-45363	SCREW, FLYWHEEL HOUSING TO ENGINE (2 5/8")	49	10
10-35366	SCREW, LEAD WIRE SUPPORT TO CYLINDER BLOCK (1/2")	73	31	10-45487	SCREW, ROCKER VALVE COVER TO CYLINDER HEAD (1")	75	3
10-35374	SCREW, FUEL PUMP AND PLATE TO CYLINDER BLOCK (1 1/8")	17	2	10-45487	SCREW, ROCKER VALVE COVER TO CYLINDER HEAD (1")	77	3
10-35374	SCREW, FUEL PUMP AND PLATE TO CYLINDER BLOCK (1 1/8")	23	2	10-46717	BOLT, CRANKSHAFT BEARING CAP TO CYLINDER BLOCK (2 32/32")	61	18
10-35386	SCREW, END CAP TO MANIFOLD (1") ELECTRIC CHOKE	41	9	10-46717	BOLT, CRANKSHAFT BEARING CAP TO CYLINDER BLOCK (2 31/332")	55	18
10-35585	SCREW, BALLAST TO MOUNTING BRACKET (1")	13	55	10-46718	SCREW, BACKUP PLATE FASTENING (3/4")	9	46
10-35765	SCREW, BRACE TO CYLINDER BLOCK (5/8")	3	7	10-47277	SCREW, PULLEY AND SUPPORT TO WATER PUMP (3/4")	67	19
10-35785	SCREW, THERMOSTAT HOUSING TO WATER METERING HOUSING (3 1/4")	37	11	10-47277	SCREW, PULLEY AND SUPPORT TO WATER PUMP (3/4")	71	19
10-35786	SCREW, ADJUSTING BRACE TO BRACKET SCREW (1")	53	33	10-47462	SCREW, STARTER MOTOR TO CYLINDER BLOCK (1 1/4")	3	2
10-35787	SCREW, ELECTRIC PANEL TO CYLINDER BLOCK (2 1/4")	7	16				
10-35870	SCREW, MOUNTING BRACKET TO WATER PUMP (2")	17	18				
10-35870	SCREW, MOUNTING BRACKET TO WATER PUMP (23/4")	17	18				

PARTS INDEX

Part Number	Description	Pg.	Ref. No.	Part Number	Description	Pg.	Ref. No.
10-47576	SCREW, OIL PAN TO CYLINDER BLOCK (5/16-18 X 3/4")	57	46	10-48360	SCREW, AUTOMATIC CHOKE TO INTAKE MAINFOLD	19	62
10-47576	SCREW, OIL PAN TO CYLINDER BLOCK (5/16-18 X 3/4")	63	43	10-48395	SCREW, AIR HORN TO FLOAT BOWL (3")	27	8
10-47618	SCREW, CONNECTOR TO FLYWHEEL HOUSING (1")	47	13	10-48424	SCREW, WATER PUMP TO CYLINDER BLOCK (1 5/8")	71	16
10-47618	SCREW, TRIGGER ATTACHING (1")	15	10	10-52102	SCREW, VOLTAGE REGULATOR TO ELECTRIC PANEL (1")	7	29
10-47651	SCREW, MOUNTING BRACKET TO TRASMISSION (1 1/2")	79	28	10-52156	SCREW, ADJUSTING TRUNNION (4 1/2") (TRANSOM MOUNTED)	51	11
10-47652	SCREW, ADJUSTING TRUNNION (3 5/8")	81	37	10-52183	SCREW, FILTER VALVE TO CYLINDER BLOCK (1 1/4")	73	39
10-47652	SCREW, ADJUSTING TRUNNION (3 5/8") (NON-TRANSOM MOUNTED)	51	11	10-52200	BOLT, INTAKE MANIFOLD TO CYLINDER BLOCK (1 1/2")	71	4
10-47654	SCREW, CLAMP - ADJUSTING TRUNNION (2 3/4")	51	4	10-52220	BOLT, CONNECTING ROD CAP	63	27
10-47654	SCREW, CLAMP - ADJUSTING TRUNNION (2 3/4")	81	33	10-52743	SCREW, CARBURETOR TO INTAKE MANIFOLD (3 3/4")	23	35
10-47674	SCREW, COVER TO ELECTRIC PANEL (2 3/4")	9	43	10-53728	SCREW, EXHAUST MANIFOLD TO CYLINDER HEAD (4 1/2")	41	5
10-47688	SCREW, WATER PUMP TO CYLINDER BLOCK (2 3/4")	71	16	10-53734	SCREW, FLYWHEEL HOUSING TO BLOCK (3")	47	6
10-47724	SCREW, TRANSMISSION TO ENGINE (3")	79	2	10-54528	SCREW, DISTRIBUTOR TO INTAKE MANIFOLD (7/8")	11	36
10-47724	SCREW, TRANSMISSION TO ENGINE (3")	79	2	10-54788	BOLT, CRANKSHAFT BEARING CAP TO CYLINDER BLOCK (2 31/32")	63	18
10-47954	SCREW, ELECTRIC PANEL TO CYLINDER BLOCK (1 5/8")	7	17	11-20083	NUT, SHIFT LEVER TO TRANSMISSION	79	22
10-48115	SCREW, THERMOSTAT HSG. TO WATER METERING HSG. (3 1/2")	43	33	11-20083	NUT, STARTER SOLENOID TERMINAL (5/16-24)	7	9
10-48137	SCREW AIR HORN TO FLOAT BOWL (3/8")	27	6	11-20190	NUT, THROTTLE CABLE SCREW	23	34
10-48138	SCREW, VACUUM CONTROL BRACKET TO FLOAT BOWL	27	35	11-20190	NUT, THROTTLE CABLE SCREW	19	40
10-48139	SCREW, CHOKE VALVE TO CHOKE SHAFT	27	24	11-20361	NUT - Exhaust Hose Flange to Boat Screw	83	7
10-48144	SCREW, IDLE STOP	29	46	11-20586	NUT, FLAME ARRESTOR STUD	19	47
10-48145	SCREW, THROTTLE BODY TO FOAT BOWL	29	58	11-20586	NUT, FLAME ARRESTOR STUD	25	42
10-48146	SCREW, LEVER AND CAM TO THROTTLE BODY	29	61	11-20586	NUT, SHIFT CABLE TO BRACKET STUD (10-32)	79	13
10-48254	SCREW, MOUNTING BRACKET ATTACHING (2 1/8")	51	17	11-20586	NUT, THROTTLE CABLE STUD	19	59
10-48329	SCREW, ALTERNATOR TO ALTERNATOR BRACKET (3 3/4")	5	35	11-20586	NUT, THROTTLE CABLE STUD	25	52
10-48333	BOLT, OIL PUMP TO CYLINDER BLOCK (2")	69	41	11-20645	NUT CHOKE SOLENOID TERMINAL	25	60
10-48333	BOLT, OIL PUMP TO CYLINDER BLOCK (2")	73	36	11-20645	NUT, CHOKE SWITCH TERMINAL	3	18
				11-20645	NUT, COIL TERMINAL	13	45
				11-20645	NUT, IGNITION COIL SCREW	7	36

PARTS INDEX

Part Number	Description	Pg.	Ref. No.	Part Number	Description	Pg.	Ref. No.
11-20645	NUT, STARTER SOLENOID TERMINAL (10-32)	7	11	11-34516	NUT, ROCKER VALVE ARM STUD	75	16
11-20645	NUT, WATER TEMPERATURE SENDER TERMINAL (#10)	3	15	11-34516	NUT, ROCKER VALVE ARM STUD	77	16
11-20739	NUT, JAM-REAR SUPPORT BRACKET ADJUSTING STUD	45	11	11-34688	NUT, MOUNTING BARCKET SCREW	9	49
11-20890	NUT, BRACE TO STARTER MOTOR TERMINAL	3	9	11-35814	NUT, FUEL FILTER SCREW	23	18
11-21270	NUT, CHOKE LEVER SCREW ELECTRIC CHOKE	27	22	11-35888	NUT, CHOKE SOLENOID SCREW	25	63
11-21310	NUT, CHOKE PIPE TO CARBURETOR	17	33	11-37493	NUT, CONNECTING ROD CAP BOLT	63	28
11-22024	NUT, TRANSMISSION STUD	79	5	11-37500	NUT, BAFFLE TO CYLINDER BLOCK STUD	57	43
11-22053	NUT, OIL LEVEL GAUGE TUBE CLIP SCREW	59	57	11-37500	NUT, BAFFLE TO CYLINDER BLOCK STUD	63	40
11-22053	NUT, OIL LEVEL GAUGE TUBE CLIP SCREW	65	54	11-45076	NUT, SWITCH BOX TERMINAL	7	24
11-22339	NUT, REAR SUPPORT BRACKET ADJUSTING STUD (TOP)	45	22	11-46438	NUT, SHIFT CABLE ADAPTOR STUD (10-32) .	79	26
11-23161	NUT, ALTERNATOR BRACKET SCREW	5	38	11-46793	NUT, CARBURETOR STUD .	19	44
11-24652	NUT, BALLAST SCREW	13	57	11-46793	NUT, CARBURETOR STUD .	19	44
11-24652	NUT, STARTER SOLENOID SCREW	7	14	11-46793	NUT, CARBURETOR STUD .	23	39
11-24656	NUT, CONNECTOR SCREW	45	7	11-47521	NUT, JAM - OIL COOLER . .	49	16
11-24883	NUT, ADJUSTING BRACE SCREW	53	35	11-47525	NUT, JAM - ADJUSTING TRUNNION SCREW	51	13
11-25269	NUT, BEARING PLATE TO REAR SUPPORT BRACKET SCREW	45	16	11-47525	NUT, JAM - ADJUSTING TRUNNION SCREW	81	43
11-25269	NUT, LOWER EXHAUST ELBOW SCREW	39	51	11-47626	NUT, OIL LEVEL GAUGE TUBE	59	51
11-26419	NUT, STARTER TERMINAL (#8)	3	12	11-47626	NUT, OIL LEVEL GAUGE TUBE	65	48
11-26768	NUT, VOLTAGE REGULATOR CLAMP SCREW	9	55	11-49838	NUT, EXHAUST ELBOW TO EXHAUST MANIFOLD STUD	41	19
11-28517	NUT, STARTER TERMINAL (3/8")	3	10	11-52569	NUT, UPPER EXHAUST ELBOW SCREW	39	46
11-28770	NUT, EXHAUST MANIFOLD ELBOW SCREW	39	39	12-20028	WASHER, VOLTAGE REGULATOR SCREW	7	30
11-28941	NUT, JAM - FLAME ARRESTOR STUD	19	49	12-20084	WASHER, CARBURETOR SCREW AND STUD	19	43
11-28941	NUT, JAM - FLAME ARRESTOR MOUNTING STUD (BOTTOM)	23	24	12-20084	WASHER, CARBURETOR SCREW AND STUD	23	37
11-29553	NUT, CLAMP ADJUSTING TRUNNION SCREW	51	7	12-20084	WASHER, FUEL FILTER SCREW	23	17
11-29553	NUT, CLAMP ADJUSTING TRUNNION SCREW	81	36	12-20128	WASHER, THROTTLE CABLE SCREW	19	39
11-33561	NUT, FILTER - AIR HORN . .	31	11	12-20128	WASHER, THROTTLE CABLE SCREW	23	33
11-33962	ENGINE COUPLING STUD (STERN DIRVE)	57	25	12-20553	WASHER, ADJUSTING BRACE SCREW	53	32
11-33962	NUT, ENGINE COUPLING STUD	63	25	12-20553	WASHER, ALTERNATOR BRACE SCREW	3	31
11-34474	NUT, CONNECTING ROD CAP BOLT	57	31	12-20553	WASHER, ALTERNATOR BRACKET SCREW	5	37
				12-20553	WASHER, BEARING PLATE SCREW	45	15
				12-20553	WASHER, ELECTRIC PANEL SCREW	7	19
				12-20553	WASHER, END CAP SCREW	37	30

PARTS INDEX

Part Number	Description	Pg.	Ref. No.	Part Number	Description	Pg.	Ref. No.
12-20553	WASHER, MOUNTING BRACKET SCREW	17	19	12-35935	WASHER, ENGINE COUPLING STUD (STERN DIRVE)	57	24
12-20553	WASHER, WATER INLET HOUSING SCREW	37	22	12-36533	WASHER, OIL COOLER COVER SCREW	49	19
12-20553	WASHER, WATER PUMP BRACKET SCREW	53	28	12-37407	WASHER, IGNITION COIL SCREW	7	33
12-20722	WASHER, SHIFT LEVER TO TRANSMISSION	79	20	12-37507	WASHER, VENT ADAPTOR SCREW	67	32
12-21631	WASHER, THROTTLE CABLE STUD	19	57	12-38833	WASHER, PLUNGER AND LINK	25	56
12-21631	WASHER, THROTTLE CABLE STUD	25	50	12-39167	WASHER, CAMSHAFT TIMING SPROCKET SCREW	57	39
12-22388	WASHER, SHIFT CABLE ADAPTOR STUD	79	25	12-39167	WASHER, CAMSHAFT TIMING SPROCKET SCREW	63	35
12-22937	WASHER, FLAME ARRESTOR	19	46	12-45075	WASHER, SWITCH BOX TERMIAL	7	22
12-22937	WASHER, FLAME ARRESTOR STUD	25	41	12-46350	WASHER, TANG - MAIN SHAFT	11	30
12-22937	WASHER, SHIFT CABLE TO BRACKET STUD	79	12	12-46897	WASHER, OIL PAN SCREW	57	48
12-25908	WASHER - Exhaust Hose Flange to Boat Screw	83	6	12-46897	WASHER, OIL PAN SCREW	65	45
12-26168	WASHER, ALTERNATOR BRACE SCREW	3	28	12-47683	WASHER, SHAFT AND BEARING	53	8
12-26825	WASHER, SPACER - THROTTLE BRACKET TO CARBURETOR	25	-	12-48611	WASHER, MOUNTING BRACKET	81	40
12-28927	WASHER, BALLAST SCREW	13	56	12-48611	WASHER, MOUNTING BRACKET (NON-TRANSOM MOUNTED)	51	10
12-32638	WASHER, RUBBER-REAR SUPPORT BRACKET ADJUSTING STUD	45	19	12-48611	WASHER, MOUNTING BRACKET (TRANSOM MOUNTED)	51	10
12-33171	WASHER, REAR SUPPORT BRACKET ADJUSTING STUD	45	21	13-20554	LOCKWASHER, COIL TERMINAL	13	43
12-33181	WASHER, COPPER - END CAP SCREW	37	31	13-21547	LOCKWASHER, SWITCH BOX SCREW	7	26
12-33181	WASHER, COPPER - WATER INLET HOUSING SCREW	37	23	13-21547	LOCKWASHER, THROTTLE BODY TO FLOAT BOWL SCREW	33	62
12-33181	WASHER, SEALING - FLYWHEEL HOUSING SCREW	49	11	13-22773	LOCKWASHER, FUEL FILTER SCREW	17	16
12-33182	WASHER, REAR SUPPORT BRACKET ADJUSTING STUD (SMALL)	45	20	13-26421	LOCKWASHER, OIL COOLER COVER SCREW	49	19
12-33696	WASHER, MAIN SHAFT	11	31	13-26992	LOCKWASHER, COVER SCREW	49	6
12-33869	WASHER, REAR SUPPORT BRACKET ADJUSTING STUD	45	18	13-26992	LOCKWASHER, IGNITION COIL SCREW	9	38
12-34112	WASHER, FELT - MOUNTING PLATE	11	22	13-26992	LOCKWASHER, RETAINER BRACKET SCREW	7	6
12-34726	WASHER, REAR SUPPORT BRACKET ADJUSTING STUD	45	9	13-26992	LOCKWASHER, STARTER SOLENOID SCREW	7	13
12-35332	WASHER, PULLEY AND HARMONIC BALANCER BOLT	67	25	13-26992	LOCKWASHER, VOLTAGE REGULATOR SCREW	7	30
12-35332	WASHER, PULLEY AND HARMONIC BALANCER BOLT	71	25	13-26992	LOCKWASHER, WIRING HARNESS CLIP SCREW	9	60
				13-26993	LOCKWAHSER, COIL SCREW	11	41

PARTS INDEX

Part Number	Description	Pg.	Ref. No.	Part Number	Description	Pg.	Ref. No.
13-26993	LOCKWASHER, SHIFT LEVER TO TRANSMISSION	79	21	13-33164	LOCKWASHER, REAR SUPPORT BRACKET ADJUSTING STUD	45	10
13-26993	LOCKWASHER, STARTER SOLENOID TERMINAL (5/16")	7	8	13-33691	LOCKWASHER, VACUUM CONTROL SCREW	11	28
13-26994	LOCKWASHER,CHOKE LEVER SCREW ELECTRIC CHOKE	27	21	13-35048	LOCKWAHSER, ADJUSTING BRACE	53	34
13-26995	LOCKWASHER, ADAPTOR HOUSING SCREW	15	13	13-35048	LOCKWASHER, ADJUSTING BRACE SCREW	53	31
13-26995	LOCKWASHER, STARTER TERMINAL (#8)	3	11	13-35048	LOCKWASHER, ALTERNATOR BRACE SCREW	3	30
13-26995	LOCKWASHER, VENTUR CLUSTER GO FLOAT BOWL SCREW	33	44	13-35048	LOCKWASHER, ALTERNATOR BRACKET SCREW	5	34
13-26995	LOCKWASHER, WIRING HARNESS LEADS SCREW	13	53	13-35048	LOCKWASHER, CRANKSHAFT PULLEY BOLT	67	27
13-26996	LOCKWASHER, CHOKE SWITCH TERMINAL	3	17	13-35048	LOCKWASHER, CRANKSHAFT PULLEY BOLT	73	27
13-26996	LOCKWASHER, COIL TERMINAL	13	44	13-35048	LOCKWASHER, DRIVE PLATE SCREW (INBOARD)	57	28
13-26996	LOCKWASHER, DISTRIBUTOR CLAMP FASTRENING SCREW	15	8	13-35048	LOCKWASHER, ELECTRIC PANEL SCREW	7	18
13-26996	LOCKWASHER, OIL PRESSURE SENDER TERMINAL (#10)	3	20	13-35048	LOCKWASHER, LIFTING EYE SCREW	67	8
13-26996	LOCKWASHER, ROTOR TO BREAKER CAM SCREW	11	6	13-35048	LOCKWASHER, LIFTING EYE SCREW	71	8
13-26996	LOCKWASHER, SHOKE SOLENOID TERMINAL	25	59	13-35048	LOCKWASHER, MOUNTING BRACKET SCREW	51	3
13-26996	LOCKWASHER, STARTER SOLENOID TERMINAL (#10)	7	10	13-35048	LOCKWASHER, MOUNTING BRACKET SCREW	81	32
13-26996	LOCKWASHER, SWITCH BOX TERMINAL	7	23	13-35048	LOCKWASHER, WATER PUMP BRACKET SCREW	53	25
13-26996	LOCKWASHER, TRIGGER ATTACHING SCREW	15	11	13-35048	LOCKWASHER, WATER PUMP BRACKET SCREW	53	27
13-26996	LOCKWASHER, WATER TEMPERATURE SENDER TERMINAL (#10)	3	14	13-35367	LOCKWASHER, BRACE TO STARTER MOTOR TERMINAL	3	8
13-26996	LOCKWASHER, WIRING HARNESS CLAMP SCREW	47	10	13-35367	LOCKWASHER, LEAD WIRE SUPPORT SCREW	69	37
13-29402	WAVE WASHER, SHIFT CABLE ADAPTOR STUD	79	24	13-35367	LOCKWASHER, LEAD WIRE SUPPORT SCREW	73	32
13-31848	LOCKWASHER, MOUNTING BRACKET SCREW	51	18	13-37459	LOCKWASHER, EXHAUST ELBOW TO ESHAUST MANIFOLD STUD	41	18
13-32993	LOCKWASHER, CLAMP ADJUSTING TRUNNION SCREW	51	5	13-37459	LOCKWASHER, FLYWHEEL HOUSING SCREW	45	4
13-32993	LOCKWASHER, CLAMP ADJUSTING TRUNNION SCREW	81	34	13-37459	LOCKWASHER, FLYWHEEL HOUSING SCREW	47	7
13-32993	LOCKWASHER, MOUNTING BRACKET SCREW	79	29	13-37459	LOCKWASHER, MOUNTING BRACKET SCREW	9	52
13-32993	LOCKWASHER, STARTER MOTOR SCREW	3	3	13-37459	LOCKWASHER, THERMOSTAT HOUSING SCREW	37	12
					LOCKWASHER, THERMOSTAT HOUSING SCREW	43	34

PARTS INDEX

Part Number	Description	Pg.	Ref. No.	Part Number	Description	Pg.	Ref. No.
13-39107	LACKWASHER, CARBURETOR STUD	23	38	16-46857	STUD, CARBURETOR TO INTAKE MANIFOLD (1 1/8")	19	42
13-39107	LOCKWASHER, OIL LEVEL GAUGE TUBE CLIP SCREW	59	56	16-48337	STUD, INTAKE MANIFOLD TO CYLINDER BLOCK . . .	67	4
13-39107	LOCKWASHER, OIL LEVEL GAUGE TUBE CLIP SCREW	65	53	16-48350	STUD CRANKSHAFT BEARING CAP TO CYLINDER BLOCK	55	19
13-39107	LOCKWASHER, WATER PUMP PULLEY SCREW . .	53	5	16-48350	STUD, CRANKSHAFT BEARING CAP TO CYLINDER BLOCK	61	19
13-39107	LOCKWASHER, WATER PUMP PULLEY SCREW . .	67	20	16-49545	STUD, EXHAUST MANIFOLD TO EXHAUST ELBOW (1 3/4")	41	2
13-39107	LOCKWASHER, WATER PUMP PULLEY SCREW . .	71	20	16-52228	STUD, GUARD TO INTAKE MANIFOLD	71	9
13-39131	LOCKWASHER, PULLEY AND HARMINIC BALANCER BOLT	71	24	16-54790	STUD, CRANKSHAFT BEARING CAP TO CYLINDER BLOCK	63	19
13-39131	LOCKWASHER, PULLEY AND HARMONIC BALANCER BOLT	67	24	17-20032	PIN, DOWEL - ADAPTOR HOUSING	15	5
14-48467	TAB WASHER, ADJUSTING TRUNNION SCREW	51	12	17-22116	PIN, ROLL - JAM NUT	51	14
14-48467	TAB WASHER, ADJUSTING TRUNNION SCREW	81	38	17-22116	PIN, ROLL - JAM NUT	81	44
16-29988	STUD, CARBURETOR TO INTAKE MANIFOLD (1 9/16")	19	42	17-24813	PIN, DOWEL - CAMSHAFT TIMING SPROCKET (1/4" DIA.)	57	34
16-32808	STUD, ENGINE COUPLING TO FLYWHEEL	63	22	17-24813	PIN, DOWEL - CRANKCASE FRONT END AND COVER (1/4" DIA.)	57	--
16-32808	STUD, ENGINE COUPLING TO FLYWHEEL (STERN DIRVE)	57	22	17-24813	PIN, DOWEL - REAR CRANKSHAFT BEARING CAP (1/4" DIA.)	55	14
16-33172	STUD, ADJUSTING- REAR SUPPORT BRACKET	45	17	17-24813	PIN, DOWEL-CAMSHAFT TINING SPRICKET (1/4" DIA.)	63	31
16-33213	STUD FLAME ARRESTOR TO CARBURETOR	19	48	17-24813	PIN, DOWEL-CRANKCASE FRONT END COVER (1/4" DIA.)	63	--
16-33213	STUD, FLAME ARRESTOR MOUNTING - CARBURETOR	23	23	17-24813	PIN, DOWEL-REAR CRANKSHAFT BEARING CAP (1/4" DIA.)	61	14
16-34521	STUD, ROCKER VALVE ARM (.013 O.S.)	75	18	17-33049	PIN, CHOKE PISTON TO CHOKE PISTON LEVER . .	33	74
16-34521	STUD, ROCKER VALVE ARM (.013 O.S.)	77	18	17-33555	PIN, HINGE - FLOAT TO AIR HORN	31	27
16-34522	STUD, ROCKER VALVE ARM (.003 O.S.)	75	18	17-34109	PIN, DRIVE GEAR TO MAIN SHAFT	11	33
16-34522	STUD, ROCKER VALVE ARM (.003 O.S.)	77	18	17-34898	GASKET, FUEL PUMP MOUNTING PLATE	23	5
16-35342	STUD, WATER PUMP TO CYLINDER BLOCK	67	16	17-35465	PIN, DOWEL - CYLINDER BLOCK TO CYLINDER HEAD (5/16" DIA.)	55	5
16-35897	STUD, THROTTLE CABLE TO MOUNTING BRACKET (1 11/16")	19	56	17-35465	PIN, DOWEL - CYLINDER BLOCK TO CYLINDER HEAD (5/16" DIA.)	61	5
16-35897	STUD, THROTTLE CABLE TO MOUNTING BRACKET (1 11/16")	25	49	17-47526	PIN, IMPELLER DRIVE	53	15
16-38376	STUD, CARBURETOR TO INTAKE MANIFOLD (2") . .	19	42	17-47617	ROLL PIN, GEAR TO DISTRIBUTOR	15	15
16-45199	STUD, TRANSMISSION TO ENGINE (4")	79	3	17-48140	PIN, HINGE - FLOAT	27	26
				18-26953	COTTER PIN, LUNGER AND LINK TO CHOKE LEVER . .	25	57

PARTS INDEX

Part Number	Description	Pg.	Ref. No.	Part Number	Description	Pg.	Ref. No.
19-33041	WELCH PLUG, CHOKE HOUSING	33	69	22-36382	PLUG, WATER DRAIN - CYLINDER BLOCK	55	3
19-33674	PLUG, INTAKE MINIFOLD VACUUM HOLE	17	30	22-36382	PLUG, WATER DRAIN - CYLINDER BLOCK	61	3
19-34270	PLUG, EXPANSION - CYLINDER BLOCK (1 5/8" DIA.)	61	4	22-36737	PLUG, PIPE - ELECTRIC PANEL (3/8-18)	7	2
19-34270	PLUG, EXPANSION - CYLINDER BLOCK (1 5/8" DIA.)	55	4	22-38992	NIPPLE, OIL PRESSURE SENDER	3	23
19-34488	PLUG, EXPANSION - CAMSHAFT BEARING HOLE	55	6	22-46932	ELBOW, OIL PRESSURE SENDER (45 DEGREES)	3	22
19-34488	PLUG, EXPANSION - CAMSHAFT BEARING HOLE	61	6	22-47625	ELBOW, OIL LEVEL GAUGE TUBE TO OIL PAN	59	50
19-35308	PLUG, EXPANSION -CYLINDER BLOCK (1 1/4")	55	2	22-47625	ELBOW, OIL LEVEL GAUGE TUBE TO OIL PAN	65	47
19-35308	PLUG,EXPANSION- CYLINDER BLOCK (1 1/4")	61	2	22-47629	ELBOW, HOSE TO TRANSMISSION (90 DEGREES)	79	14
19-45670	PLUG, EXPANSION - CYLINDER BLOCK (1/2" DIA.)	61	-	22-47629	ELBOW, HOSE TO TRANSMISSION (90 DEGRESS)	79	6
19-45670	PLUG, PIPE - CYLINDER BLOCK (1/2 "DIA.)	55	-	22-47630	ELBOW, HOSE TO OIL COOLER (90 DEGREES)	79	18
22-20025	PLUG, PIPE - FUEL FILTER (SLOTTED)	23	14	22-47630	ELBOW, HOSE TO OIL COOLER (90 DEGREES)	79	8
22-32802	PLUG, DRAIN - FLYWHEEL HOUSING	49	3	22-47716	ELBOW, FUEL LINE TO FUEL PUMP (INLET)	17	22
22-32802	PLUG, PIPE - ELECTRIC PANEL (1/8-27)	7	2	22-47716	ELBOW, FUEL LINE TO FUEL PUMP AND FUEL FILTER	23	19
22-32802	PLUG, PIPE - EXHAUST ELBOW	41	14	22-47917	ELECTRODE, OIL COOLER	49	17
22-32802	PLUG, PIPE - EXHAUST MANIFOLD	41	4	22-48118	PLUG, EXHAUST ELBOW	41	16
22-32802	PULG, PIPE - EXHAUST MANIFOLD	37	24	22-48118	PLUG, EXHAUST MANIFOLD	41	3
22-32876	NIPPLE, SIGHT GLASS TO FUEL PUMP	17	8	22-48336	PLUG, PIPE - WATER PUMP	71	15
22-32876	NIPPLE, SIGHT GLASS TO FUEL PUMP	23	8	22-48336	PLUG, PIPE-INTAKE MANIFOLD	67	5
22-33198	PLUG, PIPE - EXHAUST MANIFOLD ELBOW	39	40	22-48336	PLUG, PIPE-INTAKE MANIFOLD	71	5
22-33198	PLUG, PIPE - LOWER EXHAUST ELBOW	39	52	22-48340	PLUG, PIPE-WATER PUMP	67	15
22-33198	PULG, PIPE - UPPER EXHAUST ELBOW	39	47	22-48340	PLUG, PIPE - CYLINDER BLOCK (1/4 "DIA.)	55	-
22-33755	ELBOW, FUEL LINE TO FUEL FILTER (INLET)	17	11	22-48341	PLUG, PIPE - CYLINDER BLOCK (1/4" DIA.)	61	-
22-33755	ELBOW, FUEL LINE TO FUEL FILTER (INLET)	23	11	22-48342	PLUG, PIPE - CYLINDER BLOCK (1/8" HEAD)	55	-
22-33755	ELBOW, FUEL LINE TO FUEL FILTER (OUTLET)	17	20	22-48342	PLUG, PIPE - CYLINDER BLOCK (1 5/8" DIA.)	55	-
22-33755	ELBOW, FUEL LINE TO FUEL PUMP (OUTLET)	17	23	22-48358	PLUG, INTAKE MANIFOLD VACUUM HOLE	17	30
22-36373	PLUG, PIPE - OIL PAN DRAIN	57	49	22-48358	PLUG, INTAKE MANIFOLD VACUUM HOLE	23	27
22-36373	PLUG, PIPE - OIL PAN DRAIN	65	46	22-49458	ELBOW, FUEL LINE TO CARBURETOR	17	25
22-36382	PLUG, PIPE - FUEL FILTER	23	14	23-28626	BUSHING, THROTTLE CABLE SCREW	19	35
				23-28626	BUSHING, THROTTLE CABLE SCREW	23	29
				23-31866	SPACER, THROTTLE CABLE STUD	25	51
				23-32818	BUSHING, THROTTLE CABEL SCREW	23	32

PARTS INDEX

Part Number	Description	Pg.	Ref. No.	Part Number	Description	Pg.	Ref. No.
23-32818	BUSHING, THROTTLE CABLE SCREW	19	38	23-48352	BEARING UNIT (PAIR), CONNECTING ROD (.001 U.S.)	57	32
23-33186	BUSHING, ALTERNATOR BRACKET SCREW	5	36	23-48353	BEARING UNIT (PAIR), CONNECTING ROD (.002 U.S.)	57	32
23-34116	SLEEVE, MAIN SHAFT	11	10	23-48354	BEARING UNIT (PAIR), CONNECTING ROD (.010 U.S.)	57	32
23-34984	BEARING UNIT, CAMSHAFT (FRONT)	55	7	23-48355	BEARING UNIT (PAIR), CONNECTING ROD (.020 U.S.)	57	33
23-34984	BEARING UNIT, CAMSHAFT (FRONT)	61	7	23-49077	BEARING UNIT, CRANKSHAFT MAIN - REAR (STANDARD)	55	13
23-34985	BEARING UNIT, CAMSHAFT (FRONT INTERMEDIATE AND REAR)	55	8	23-49078	BEARING UNIT, CRANKSHAFT MAIN - REAR (.001 U.S.)	55	13
23-34985	BEARING UNIT, CAMSHAFT (FRONT INTERMEDIATE AND REAR)	61	8	23-49079	BEARING UNIT, CRANKSHAFT MAIN - REAR (.002 U.S.)	55	13
23-34986	BEARING UNIT, CAMSHAFT (CENTER AND REAR INTERMEDIATE)	55	9	23-49080	BEARING UNIT, CRANKSHAFT MAIN - REAR (.010 U.S.)	55	13
23-34986	BEARING UNIT, CAMSHAFT (CENTER AND REAR INTERMEDIATE)	61	9	23-49081	BEARING UNIT, CRANKSHAFT MAIN - REAR (.020 U.S.)	55	13
23-35040	SLEEVE, THROTTLE CABLE SCREW	19	36	23-52205	BEARING UNIT, CRANKSHAFT MAIN (STANDARD)	61	12
23-35040	SLEEVE, THROTTLE CABLE SCREW	23	30	23-52206	BEARING UNIT, CRANKSHAFT MAIN (.001 U.S.)	61	12
23-35412	BEARING UNIT, CRANKSHAFT MAIN (STANDARD)	55	12	23-52207	BEARING UNIT, CRANKSHAFT MAIN (.002 U.S.)	61	12
23-35413	BEARING UNIT, CRANKSHAFT MAIN (.001 U.S.)	55	12	23-52209	BEARING UNIT, CRANKSHAFT MAIN (.010 U.S.)	61	12
23-35414	BEARING UNIT, CRANKSHAFT MAIN (.002 U.S.)	55	12	23-52210	BEARING UNIT, CRANKSHAFT MAIN (.020 U.S.)	61	12
23-35415	BEARING UNIT, CRANKSHAFT MAIN(.010 U.S.)	55	12	23-52211	BEARING UNIT, CRANKSHAFT MAIN - REAR (STANDARD)	61	13
23-35416	BEARING UNIT, CRANKSHAFT MAIN (.020 U.S.)	55	12	23-52212	BEARING UNIT, CRANKSHAFT MAIN - REAR (.001 U.S.)	61	13
23-36159	BUSHING, REDUCING - TRANSMISION ELBOW	79	15	23-52213	BEARING UNIT, CRANKSHAFT MAIN - REAR (.002 U.S.)	61	13
23-36183	RETAINER, OIL PUMP SHAFT	69	39	23-52215	BEARING UNIT, CRANKSHAFT MAIN - REAR (.010 U.S.)	61	13
23-36183	RETAINER, OIL PUMP SHAFT	73	34	23-52216	BEARING UNIT, CRANKSHAFT MAIN - REAR (.020 U.S.)	61	13
23-31866	SPACER, THRITTLE CAPBLE STUD	19	58	23-52221	BEARING UNIT (PAIR), CONNECTING ROD (STANDARD)	63	29
23-47508	SLEEVE, THERMOSTAT HOUSING	37	7				
23-47508	SLEEVE, THERMOSTAT HOUSING	41	31				
23-47511	SLEEVE, CONNECTING - FLYWHEEL HOUSING	49	2				
23-47511	SLEEVE, THERMOSTAT HOUSING	41	26				
23-47511	SLEEVE, WATER PUMP COVER	53	17				

PARTS INDEX

Part Number	Description	Pg.	Ref. No.	Part Number	Description	Pg.	Ref. No.
23-52222	BEARING UNIT (PAIR), CONNECTING ROD (.001 U.S.)	63	29	26-35313	OIL SEAL, REAR CRANKSHAFT BEARING CAP	55	15
23-52223	BEARING UNIT (PAIR), CONNECTING ROD (.002 U.S.)	63	29	26-35313	OIL SEAL, REAR CRANKSHAFT BEARING CAP	61	15
23-52224	BEARING UNIT (PAIR), CONNECTING ROD (.010 U.S.)	63	29	26-35313	OIL SEAL, REAR CRANKSHAFT BEARING CAP	63	15
23-52225	BEARING UNIT (PAIR), CONNECTING ROD (.020 U.S.)	63	29	26-37525	SEAL, VALVE	75	8
24-32187	SPRING, THROTTLE RETURN	19	55	26-47401	SEAL, MECHANICAL - SHAFT AND BEARING	53	9
24-32817	SPRING, THROTTLE RETURN	25	48	26-47531	SEAL, FLOATING - SHAFT AND BEARING	53	10
24-33050	SPRING, IDLE ADJUSTING NEEDLE	33	52	26-49952	OIL SEAL, CRANKCASE FRONT END COVER	73	42
24-33050	SPRING, IDLE NEEDLE	29	57	26-49952	OIL SEAL, CRANKCASE FRONT END COVER	73	42
24-33559	SPRING, IDLE STOP SCREW	33	54	26-58203	OIL SEAL, REAR CRANKSHAFT BEARING CAP	55	15
24-33571	SPRING, TORSION - FLOAT	31	28	26-58203	OIL SEAL, REAR CRANKSHAFT BEARING CAP	61	15
24-33710	SPRING, RETAINING - MOUNTING PLATE	11	19	26-58203	OIL SEAL, REAR CRANKSHAFT BEARING CAP	61	15
24-34373	SPRING, IDLE STOP SCREW	29	47	26-58203	OIL SEAL, REAR CRANKSHAFT BEARING CAP	61	15
24-48141	SPRING, POWER PISTON . .	29	43	26-58203	OIL SEAL, REAR CRANKSHAFT BEARING CAP	61	15
24-48142	SPRING, METERING ROD - PRIMARY	27	39	26-58203	OIL SEAL, REAR CRANKSHAFT BEARING CAP	61	15
24-48143	SPRING, FILTER NUT	29	48	27-33179	GASKET, THERMOSTAT HOUSING TO MANIFOLD (LOWER)	37	8
24-48347	SPRING, VALVE	77	9	27-33179	GASKET, THERMOSTAT HSG. TO MANIFOLD (AUTOMATIC CHOKE)	43	32
24-48347	SPRING, VALVE	75	9	27-33180	GASKET END CAP	37	28
24-52281	SPRING, BREAKER CAM ADVANCE WEIGHT	11	7	27-33180	GASKET, WATER INLET HOUSING	37	20
24-52728	SPRING, CHOKE RETURN . .	25	54	27-33184	GASKET, CHOKE OVEN COVER	37	33
25-33709	GROMMET, DISTRIBUTOR HOUSING - LEAD WIRE . .	11	25	27-33230	GASKET, CARBURETOR . . .	17	28
25-33756	"O" RING, OIL FILTER TO FILTER VALVE	69	45	27-33230	GASKET, CARBURETOR FLANGE (INCLUDED WITH O)	33	66
25-35039	GROMMET, THROTTLE CABLE SCREW	19	37	27-33395	GASKET, EXHAUST MANIFOLD TO CYLINDER HEAD	39	35
25-35039	GROMMET, THROTTLE CABLE SCREW	23	31	27-33395	GASKET, EXHAUST MANIFOLD TO CYLINDER HEAD	41	6
25-38930	GROMMET, HIGH TENSION LEADS (RETAINER BRACKETS)	7	4	27-33600	GASKET - Exhaust Hose Flange	83	4
25-47625	GROMMET, ELECTRIC PANEL	7	20	27-34043	GASKET, ROCKER VALVE COVER	75	4
25-47632	"O" RING, SEALING - OIL COOLER	49	15	27-34213	GASKET, FUEL PUMP TO PLATE	17	3
25-48440	RING, SEALING -FUEL FILTER	17	14	27-34213	GASKET, FUEL PUMP TO PLATE	23	3
25-52188	GROMMET, ROCKER COVER TO VENT HOSE CONNECTOR	19	53	27-34565	GASKET, VENT ADAPTOR . .	67	30
25-52188	GROMMET, ROCKER COVER TO VENT HOSE CONNECTOR	25	46	27-34891	GASKET, DISTRIBUTOR . . .	15	16
26-34111	SEAL, DISTRIBUTOR HOUSING	11	24	27-34895	GASKET, CRANKCASE FRONT END COVER	69	50
26-34217	SEAL, VALVE	77	8				
26-34218	OIL SEAL, CRANKCASE FRONT END COVER	69	49				

PARTS INDEX

Part Number	Description	Pg.	Ref. No.	Part Number	Description	Pg.	Ref. No.
27-34895	GASKET, CRANKCASE FRONT END COVER	73	43	27-52202	GASKET, ROCKER VALVE COVER	77	4
27-34897	GASKET, WATER PUMP MOUNTING	67	13	27-53045	GASKET, THERMOSTAT HSG. TO MANIFOLD (ELECTRIC CHOKE)	43	32
27-34897	GASKET, WATER PUMP MOUNTING	71	13	27-54792	GASKET SET, INTAKE MANIFOLD	71	11
27-34898	GASKET, FUEL PUMP MOUNTING PLATE	17	5	28-34466	KEY, CRANKSHAFT PULLEY AND BALANCER	57	41
27-34987	GASKET, WATER PUMP MOUNTING	71	13	28-34466	KEY, CRANKSHAFT PULLEY AND BALANCER	63	38
27-35371	GASKET SET, INTAKE MANIFOLD	67	9	28-34514	KEY, VALVE STEM	75	13
27-35380	GASKET, WATER PUMP BACKING PLATE	67	14	28-34514	KEY, VALVE STEM	77	13
27-35380	GASKET, WATER PUMP BACKING PLATE	71	14	32-33189	HOSE, THERMOSTAT HOUSING TO WATER PUMP	41	23
27-35380	GASKET, WATER PUMP BACKING PLATE	71	14	32-33199	HOSE, VENT - CARBURETOR (17")	19	50
27-35593	GASKET, VENT ADAPTOR SCREW	67	33	32-33235	PIPE, CHOKE - CARBURETOR	17	31
27-35671	GASKET, EXHAUST MANIFOLD ELBOW TO FACE PLATE	39	41	32-33645	TUBE - Exhaust/Exhaust Hose	83	9
27-35671	GASKET, UPPER EXHAUST ELBOW TO FACE PLATE	39	43	32-33685	HOSE (33681A1 only)	83	10
27-35673	GASKET, UPPER EXHAUST ELBOW TO LOWER EXHAUST ELBOW	39	48	32-35567	HOSE, THERMOSTAT HOUSING TO EXHAUST MANIFOLD	37	9
27-37296	GASKET, EXHAUST MANIFOLD ELBOW	39	37	32-47516--1	HOSE, OIL COOLER TO TRANSMISSION (13 7/8")	79	7
27-47410	GASKET, WATER PUMP COVER	53	18	32-47516--2	HOSE, TRANSMISSION TO OIL COOLER (16 3/4")	79	17
27-47495	GASKET, OIL COOLER COVER	49	14	32-47516--3	HOSE, OIL COOLER TO TRANSMISSION (7 7/8")	79	7
27-47509	GASKET, THERMOSTAT HSG. (UPPER)	37	4	32-47516--4	HOSE, TRANSMISSION TO OIL COOLER (15")	79	17
27-47510	GASKET, THERMOSTAT (MIDDLE)	37	6	32-47684	HOSE, OIL COOLER TO THERMOSTAT HOUSING	37	15
27-47510	GASKET, THERMOSTAT (MIDDLE)	41	30	32-47721	FUEL LINE, FUEL TANK TO FUEL FILTER (12")	17	10
27-48042	GASKET, EXHAUST ELBOW TO EXHAUST MANIFOLD	41	17	32-47721	FUEL LINE, FUEL TANK TO FUEL FILTER (12")	23	10
27-48043	GASKET, END CAP TO EXHAUST MANIFOLD	41	11	32-47722A1	HOSE, WATER PUMP TO OIL COOLER (21 1/2") (INBOARD)	53	20
27-48043	GASKET, END CAP/CONNECTOR TO MANIFOLD	41	7	32-47733	TUBE ASSEMBLY, OIL FILLER CAP	71	2
27-48330	GASKET, CYLINDER HEAD	75	19	32-47733	TUBE ASSEMBLY, OIL FILLER CAP (INBOARD)	67	2
27-48330	GASKET, CYLINDER HEAD	77	19	32-47996	HOSE, VENT - CARBURETOR (13")	25	43
27-48332	GASKET SET, OIL PAN	57	45	32-48131	HOSE, THERMOSTAT HOUSING TO EXHAUST MANIFOLD	43	35
27-48332	GASKET SET, OIL PAN	63	42	32-48136	FUEL LINE, FUEL FILTER TO FUEL PUMP (8 1/2")	17	21
27-48399	GASKET, CARBURETOR	17	28	32-48659--2	HOSE - Exhaust	83	12
27-48399	GASKET, CARBURETOR	23	25	32-49044	HOSE, WATER PUMP TO THERMOSTAT HOUSING	37	15
27-48818	GASKET, THERMOSTAT HSG. (UPPER)	37	4	32-49044	HOSE, WATER PUMP TO THERMOSTAT HOUSING	41	20
27-48818	GASKETE, THERMOSTAT HOUSING (UPPER)	41	28				
27-52184	GASKET, DISTRIBUTOR	11	34				
27-52201	GASKET SET, INTAKE MANIFOLD	71	11				

PARTS INDEX

Part Number	Description	Pg.	Ref. No.	Part Number	Description	Pg.	Ref. No.
32-49705	TUBE, WATER SEPARATION - EXHAUST ELBOW	41	15	53-47657	RING, RETAINING - SHAFT AND BEARING	53	7
32-52119	FUEL LINE, FUEL PUMP TO CARBURETOR (STEEL TUBING)	23	21	54-22740	CLIP, IGNITION COIL LEAD .	7	34
33-48372	SPARK PLUG, (AC V-40) . . .	15	24	54-32780	CLAMP, HOSE TO OIL COOLER AND THERMOSTAT HOUSING	37	16
33-55652	SPARK PLUG (AC #CR43) . .	13	48	54-32780	CLAMP, HOSE TO WATER PUMP AND OIL COOLER (INBOARD)	53	21
35-47817	FUEL FILTER ASSEMBLY . .	17	12	54-32780	CLAMP, HOSE TO WATER PUMP AND THERMOSTAT HOUSING	41	21
35-53336	FILTER, FUEL INLET	29	49	54-32781	CLAMP, HOSE THERMOSTAT HOUSING AND WATER PUMP	37	14
35-55501	FUEL FILTER	23	12	54-32781	CLAMP, HOSE TO THERMOSTAT HOUSING AND WATER PUMP	41	24
37-34443	DECAL, ROCKER VALVE COVER	75	2	54-32880	CLAMP, HOSE TO THERMOSTAT HOUSING AND EXHAUST MANIFOLD	37	10
37-34443	DECAL, ROCKER VALVE COVER	77	2	54-32880	CLAMP, HOSE TO THERMOSTAT HOUSING AND EXHAUST MANIFOLD	43	36
37-36350	DECAL, ELECTRIC COVER (225 H.P.)	9	41	54-33036	RETAINER, STAT COVER AND COIL TO CHOKE HOUSING SCREW	33	80
37-47239	DECAL, WIRING	9	39	54-33361	CLIP, WIRING HARNESS ATTACHING	9	56
38-31042	SERIAL PLATE, CYLINDER BLOCK	45	23	54-33683	CLAMP - Hose	83	8
38-31042	SERIAL PLATE	47	14	54-33683	CLAMP- Cover to Flange . . .	83	2
38-47520	SERIAL PLATE	49	7	54-35830	CLAMP, VENT HOSE ATTACHING	19	51
39-34988	RING, PISTON - 8 SETS (STANDARD)	55	11	54-46721	CLIP, WIRING HARNESS ATTACHING	9	58
39-34988	RING, PISTON - 8 SETS (STANDARD)	61	11	54-46770	CLAMP, VOLTAGE REGULATOR PLUG	9	53
39-48344	RING, PISTON - 8 SETS (.020 O.S.)	61	11	54-46997	CLAMP, WIRING HARNESS TO HOUSING	47	8
39-48344	RING, PISTON - 8 SETS (.202 O.S.)	55	11	54-47512	EYE, LIFTING	67	6
39-48345	RING, PISTON - 8 SETS (.030 O.S.)	55	11	54-47512	EYE, LIFTING	71	6
39-48345	RING, PISTON - 8 SETS (.030 O.S.)	61	11	54-47528	CLAMP, ADJUSTING TRUNNION SCREW	51	6
41-3861	CYLINDER BLOCK ASSEMBLY	61	1	54-47528	CLAMP, ADJUSTING TRUNNION SCREW	81	35
43-33725	GEAR DRIVE - MAIN SHAFT	11	32	54-47545	CLIP, OIL LEVEL GAUGE TUBE	59	54
43-35338	GEAR, CAMSHAFT TIMING (58 TEETH)	57	36	54-47545	CLIP, OIL LEVEL GAUGE TUBE	65	51
43-35338	SPRICKET, CAMSHAFT TIMING (44 TEETH)	63	33	54-47715	CLIP, HOSE TO CYLINDER BLOCK	37	17
43-35338	SPROCKET, CAMSHAFT TIMING (44 TEETH)	57	36	54-47715	CLIP, HOSE TO CYLINDER BLOCK	41	22
43-47619	GEAR, DISTRIBUTOR	15	14	54-47728	CLIP, FUEL LINE TO TAB . .	17	26
43-48334	GEAR, CRANKSHAFT TIMING (29 TEETH)	57	37	54-48376	CLIP, CHOKE ROD TO CARBUREATOR	21	64
43-48338	SPROCKET, CRANKSHAFT TIMING (22 TEETH)	57	37	54-48575	CLAMP, CAP TO ADAPTOR HOUSING	15	6
43-48338	SPROCKET, CRANKSHAFT TIMING (22 TEETH)	63	36	54-49647	EYE, LIFTING	67	6
46-47506A1	WATER PUMP ASSEMBLY, COMPLETE	53	1	54-49647	EYE, LIFTING	71	6
46-47506A2	BODY ASSEMBLY, WATER PUMP	53	11				
47-47519	IMPELLER	53	14				
50-46277	STARTER MOTOR ASSEMBLY (SEE NOTE BELOW)	3	1A				
50-47454	STARTER MOTOR ASS'Y (OPPOSITE ROTATION) .	3	1				

PARTS INDEX

Part Number	Description	Pg.	Ref. No.	Part Number	Description	Pg.	Ref. No.
54-53101	CLAMP, VENT HOSE			735-2745	PISTON AND PISTON PIN		
	ATTACHING	25	44		ASSEMBLY (.030 O.S.) . . .	55	10
57-48119	BELT, WATER PUMP	53	22	735-2745	PISTON AND PISTON PIN		
57-48120	BELT, ALTERNATOR DRIVE				ASSEMBLY (.030 O.S.) . . .	61	10
	(46")	67	28	841-2350	CYLINDER BLOCK		
57-48120	BELT, ALTERNATOR DRIVE				ASSEMBLY	55	1
	(46")	73	28	841-2350	CYLINDER BLOCK		
022-47631	ELBOW, HOSE TO				ASSEMBLY	67	34
	TRANSMISSION (90			841-3861	CYLINDER BLOCK		
	DEGREES)	79	16		ASSEMBLY	73	29
121-30191	WASHER, WIRING HARNESS			938-2351	CYLINDER HEAD ASSEMBLY	75	17
	LEADS SCREW	13	54	938-3555	CYLINDER HEAD ASSEMBLY	77	17
222-2339	FLYWHEEL ASSEMBLY			938-3862	CYLINDER HEAD ASSEMBLY	77	17
	(INBOARD)	57	21	1307-3322	VALVE, CHOKE - CHOKE		
222-2339	FLYWHEEL ASSEMBLY				SHAFT (AUTOMATIC		
	(STERN DIRVE)	57	21		CHOKE)	27	23
222-2339	FLYWHELL ASSEMBLY	63	21	1337-2604	CARBURETOR ASSEMBLY		
233-47511	SLEEVE, THERMOSTAT				("4GC" TYPE)	17	27
	HOUSING	37	2	1337-2604	CARBURETOR ASSEMBLY,		
323-33189	HOSE, THERMOSTAT				COMPLETE	31	-
	HOUSING TO WATER			1347-3353	CARBURETOR ASSEMBLY		
	PUMP	37	13		(QUADRAJET)	17	27
323-47686	HOSE, VEN - FLAME			1347-3353	CARBURETOR ASSEMBLY,		
	ARRESTOR (15")	19	50		COMPLETE (AUTOMATIC		
323-47720	FUEL LINE, FUEL PUMP TO				CHOKE)	27	-
	CARBURETOR (24")	17	24	1374-3237A3	CARBURETOR ASSEMBLY .	23	22
323-52071	HOSE, VENT - FLAME			1397-2050	PLUG, BALL - CHOKE		
	ARRESTOR (13")	19	50		HOUSING	33	70
323-52755	FUEL LINE, FUEL FILTER TO			1397-2059	CHOKE PISTON, CHOKE		
	FUEL PUMP (STEEL				HOUSING	33	73
	TUBING)	23	20	1397-2061	IDLE STOP SCREW,		
332-2983A6	IGNITION COIL ASSEMBLY .	7	31		THROTTLE BODY	33	53
332-2986A3	SWITCH BOX ASSEMBLY . .	7	21	1397-2104	VALVE, CHOKE - CHOKE		
393-1286	BALLAST	13	50		SHAFT	31	2
393-2730	BRACKET, CONDENSER			1397-2105	LEVER, TRIP - CHOKE		
	MOUNTING	11	13		SHAFT	31	16
393-2918A5	TRIGGER ASSEMBLY	15	9	1397-2110	PLATE, BAFFLE - CHOKE		
393-3230	CAP, DISTRIBUTOR	15	2		HOUSING	33	76
397-2121	ROD PUMP	31	18	1397-2111	CHOKE SHAFT ASSEMBLY .	31	4
429-3354	CRANKSHAFT	57	40	1397-2112	CHOKE SHAFT ASSEMBLY,		
429-3552	CRANKSHAFT	63	37		INTERMEDIATE	31	6
429-3860	CRANKSHAFT	63	37	1397-2113	CHOKE LEVER AND		
431-3355	CAMSHAFT	63	30		COLLAR ASSEMBLY,		
431-3357	CAMSHAFT (RIGHT HAND				CHOKE SHAFT	31	15
	CRANKSHAFT ROTATION)	57	33	1397-2115	LEVER ASSEMBLY, CHOKE		
431-355	CAMSHAFT (LEFT HAND				PISTON	33	72
	CRANKSHAFT ROTATION)	57	33	1397-2116	CHOKE HOUSING		
614-2341	CONNECTING ROD				ASSEMBLY	33	68
	ASSEMBLY	57	29	1397-2117	ROD, CHOKE SHAFT	31	7
614-3595	CONNECTING ROD			1397-2118	PUMP SHAFT AND LEVER		
	ASSEMBLY	63	26		ASSEMBLY, FLOAT BOWL	31	13
735-2323	PISTON AND PISTON PIN			1397-2119	THROTTLE VALVE		
	ASSEMBLY (.001 OS)-USE				ASSEMBLY, AUXILIARY -		
	STANDARD RING	55	10	1397-2120	FLOAT BOWL	33	46
735-2323	PISTON AND PISTON PIN				IDLE ADJUSTING NEEDLE,		
	ASSEMBLY (.001 OS)-USE				THROTTLE BODY		
	STANDARD RING	61	10		(INCLUDED WITH 0)	33	51
735-2324	PISTON AND PISTON PIN			1397-2122	BRACKET ASSEMBLY, CAM		
	ASSEMBLY (.020 O.S.) . . .	55	10		MOUNTING	33	55

PARTS INDEX

Part Number	Description	Pg.	Ref. No.	Part Number	Description	Pg.	Ref. No.
1397-2124	ROD CHOKE	31	20	1397-3339	BRACKET ASSEMBLY, VACUUM CONTROL	27	34
1397-2125	STAT COVER AND COIL ASSEMBLY	33	78	1397-3340	CONTROL ASSEMBLY, VACUUM	27	36
1397-2126	FLOAT ASSEMBLY	31	26	1397-3341	BAFFLE, FLOAT BOWL	27	28
1397-2127	VENTURI CLUSTER ASSEMBLY, PRIMARY - FLOAT BOWL	31	41	1397-3632	VALVE, CHOKE - CHOKE SHAFT (ELECTRIC CHOKE)	27	23
1397-2128	VENTURI CLUSTER ASSEMBLY, SECONDARY - FLOAT BOWL	33	42				
1397-2129	POWER PISTON ASSEMBLY	31	38				
1397-2134	GASKET KIT	35	--				
1397-2135	AIR HORN ASSEMBLY	31	1				
1397-2136	CAM, FAST IDLE - MOUNTING BRACKET . . .	33	56				
1397-2138	THROTTLE BODY ASSEMBLY	33	60				
1397-2217	ALTITUDE KIT (5,000 FT) . . .	35	--				
1397-2218	ALTITUDE KIT (10,000 FT) . .	35	--				
1397-2451	JET, SECONDARY - FLOAT BOWL	31	37				
1397-2453	JET, PRIMARY - FLOAT BOWL	31	36				
1397-2605	OVERHAUL KIT	35	--				
1397-2606	OFF ENGINE KIT	35	--				
1397-2607	FLOAT BOWL ASSEMBLY . . .	33	49				
1397-3307	OVERHAUL KIT	29	--				
1397-3308	OFF ENGINE KIT	29	--				
1397-3309	GASKET SET	29	--				
1397-3311	LEVER, ACUATING - PUMP . .	27	9				
1397-3313	HOLDER KIT, SECONDARY METERING ROD	27	4				
1397-3314	LEVER, AIR VALVE LOCKOUT	27	2				
1397-3315	SPRING AND CAM KIT, AIR VALVE	29	--				
1397-3318	ROD, VACUUM CONTROL . . .	27	32				
1397-3319	CAM, FAST IDLE	27	31				
1397-3320	HOSE, VACUUM	27	37				
1397-3321	CHOKE SHAFT AND LEVER ASSEMBLY	27	19				
1397-3323	LEVER, INTERMEDIATE CHOKE	27	27				
1397-3324	ROD CHOKE	27	29				
1397-3325	FLOAT BOWL ASSEMBLY . . .	29	45				
1397-3326	RETAINER, PUMP DISCHARGE BALL	29	41				
1397-3327	FLOAT ASSEMBLY	27	25				
1397-3328	POWER PISTON ASSEMBLY	27	38				
1397-3329	RETAIINER, POWER PISTON	29	40				
1397-3330	NUT, FILTER - FUEL INLET . .	29	50				
1397-3331	INSERT, FLOAT BOWL	29	44				
1397-3333	ROD, PUMP	29	53				
1397-3334	THROTTLE BODY ASSEMBLY	29	55				
1397-3335	LEVER, CAM	29	59				
1397-3336	LEVER, FAST IDLE	29	60				
1397-3337	AIR HORN ASSEMBLY	27	1				
1397-3338	METERING ROD, SECONDARY	27	5				