



PARTS CATALOG

325 ENGINE

SERIAL NUMBER

325 GM 427 V-8 1969-1972	2278747 THRU 3780449
325 MIE GM 427 V-8 1968-1974	2278747 THRU 3780449

TABLE OF CONTENTS:

CARBURETOR ASSEMBLY, COMPLETE	36
CYLINDER BLOCK, PISTONS AND CRANKSHAFT	56
CYLINDER HEAD AND ROCKER COVER	66
DISTRIBUTOR ASSEMBLY, COMPLETE	16
ENGINE MOUNTING	96
EXHAUST KIT	104
EXHAUST MANIFOLD AND EXHAUST ELBOW	42
EXHAUST MANIFOLD AND EXHAUST ELBOW	48
FLYWHEEL HOUSING	92
FLYWHEEL HOUSING AND OIL COOLER	90
FUEL PUMP, FUEL FILTER AND CARBURETOR	20
FUEL PUMP, FUEL FILTER AND CARBURETOR	24
FUEL PUMP, FUEL FILTER AND CARBURETOR	28
FUEL PUMP, FUEL FILTER AND CARBURETOR	32
INTAKE MANIFOLD AND WATER PUMP	60
MOUNTING BRACKETS	98
OIL COOLER, OIL FILTER AND HOSES	100
OIL PUMP AND OIL PAN	70
PARTS INDEX	106
REMOTE OIL FILTER	88
REVERSE LOCK VALVE ASSEMBLY AND SHIFT LEVER	84
STARTER MOTOR AND ALTERNATOR	2
STARTER SOLENOID, REGULATOR, SWITCH BOX AND COIL ASSEMBLY	10
TRANSMISSION ASSEMBLY (INBOARD)	76
TRANSMISSION ASSEMBLY (STERN DRIVE)	72
TRANSMISSION ASSEMBLY (V-DRIVE)	80
WATER DISTRIBUTION HOSES	94
WATER PUMP ASSEMBLY, COMPLETE	50
WATER PUMP ASSEMBLY, COMPLETE	54
WIRING HARNESS AND ELECTRIC PANEL	6
WIRING HARNESS, SWITCH BOX AND IGNITION COIL	12

NOTE: Indented description indicate that these parts are included in preceeding assembly.

AR = As Required

NSS = Not Sold Separate

OPT = Optional

NS = Not Shown

THESE PARTS BOOKS/FICHE CARD ARE COPYRIGHTED AND MAY NOT BE DISTRIBUTED OR REPRODUCED IN ANY OTHER FORMAT BY ANYONE OTHER THAN MERCURY MARINE WITHOUT THE PRIOR WRITTEN CONSENT OF MERCURY MARINE.

REPLACEMENT PARTS ! WARNING !

Electrical, ignition and fuel system components on MerCruiser Engines and Stern Drives are designed and manufactured to comply with U.S. Coast Guard Rules and Regulations to minimize risks of fire or explosion. Use of replacement electrical, ignition or fuel system components, which do not comply to these rules and regulations, could result in a fire or explosion hazard and should be voided.

When servicing the electrical, ignition and fuel systems, it is extremely important that all components are properly installed and tightened. If not, any electrical or ignition component opening would permit sparks to ignite fuel vapors from fuel system leaks, if they existed.

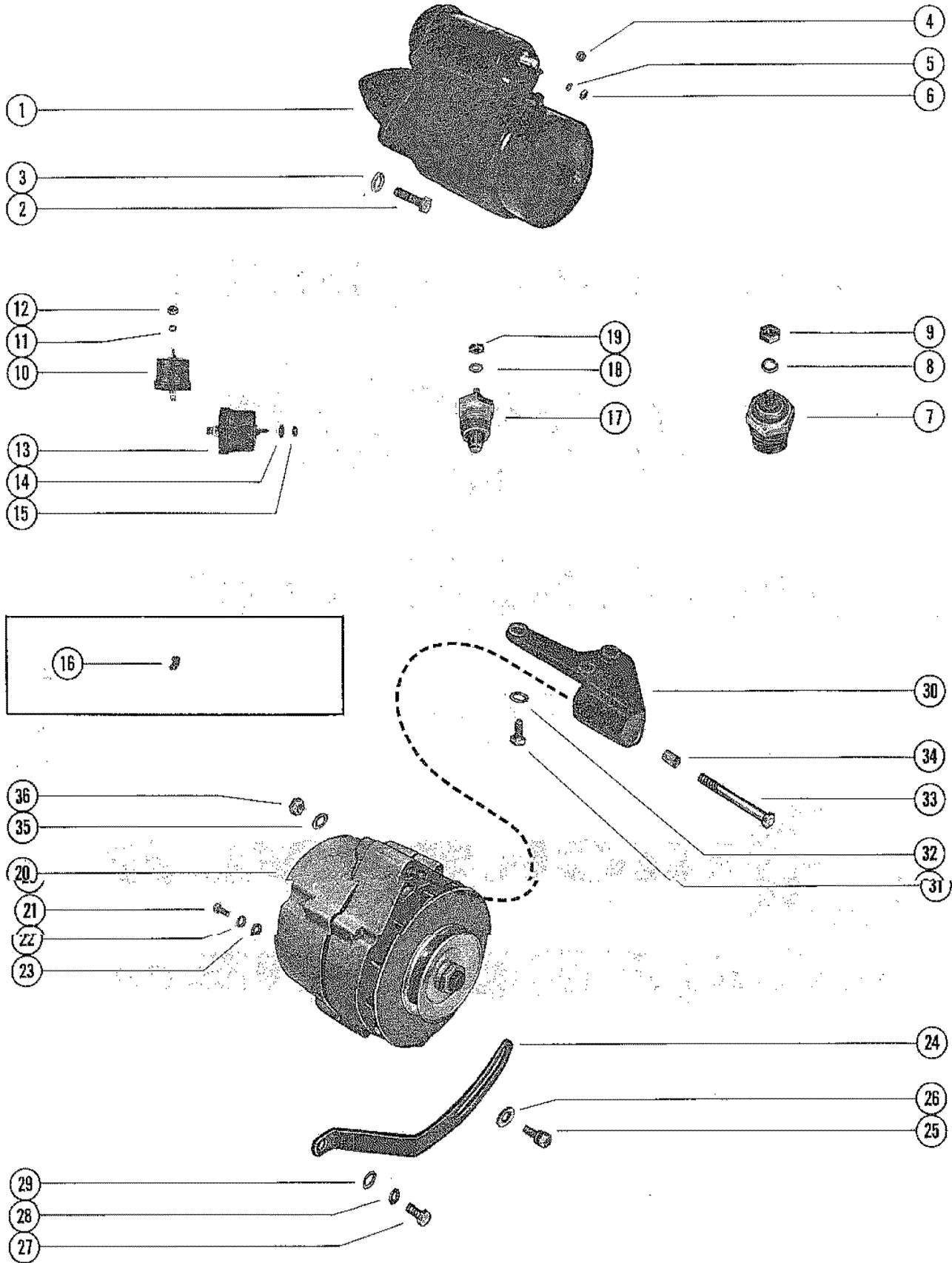
ENGINE MECHANICAL COMPONENTS

Many of the engine mechanical components are designed for marine applications. Unlike automotive engines, marine engines are subjected to extended periods of heavy load and wide- open-throttle operation, therefore, require heavy-duty components. Special marine engine parts have design and manufacturing specifications, which are required to provide long life and dependable performance. Marine engine parts also must be able to resist the corrosive action of salt or brackish water that will rust or corrode standard automotive parts within a short period of time.

Failure to use recommended Mercury Precision Parts OR Quicksilver service replacement parts can result in poor engine performance and/or durability, rapid corrosion of parts subjected to salt water and possibly complete failure of the engine.

Use of parts other than recommended service replacement parts will void the warranty on those parts which are damaged as a result of the use of other than recommended parts.

STARTER MOTOR AND ALTERNATOR

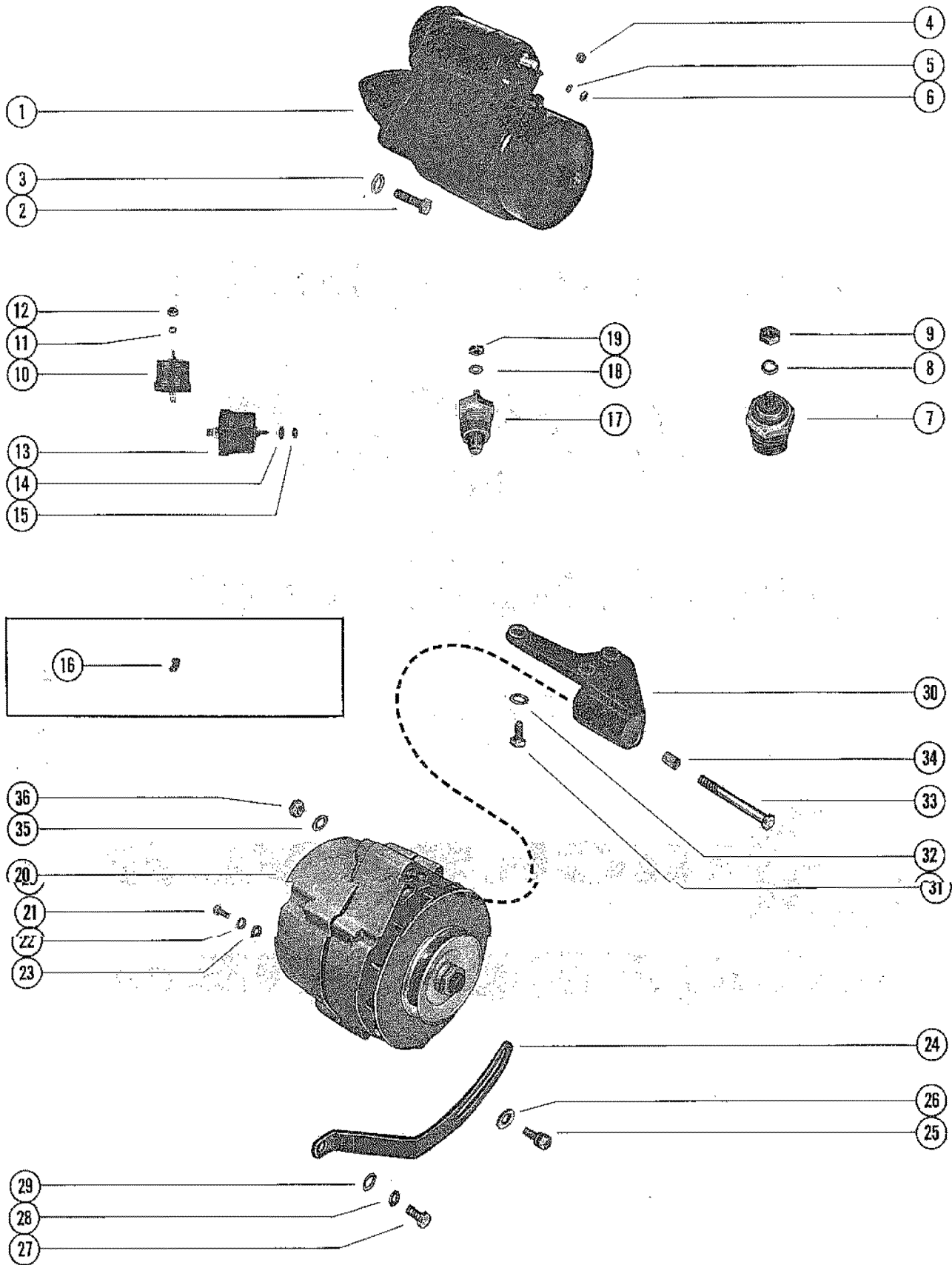


STARTER MOTOR AND ALTERNATOR

REF. NO.	PART NO.	SYM.	QTY.	DESCRIPTION
1	50-47455		1	STARTER MOTOR ASSEMBLY (LEFT HAND CRANKSHAFT ROTATION) SEE NOTE
	50-47454		1	STARTER MOTOR ASSEMBLY (RIGHT HAND CRANKSHAFT ROTATION) SEE NOTE
2	10-47462		2	SCREW, STARTER MOTOR TO CYLINDER BLOCK (1 1/4")
3	13-32993		2	LOCKWASHER, STARTER MOTOR SCREW
4	11-28517		1	NUT, STARTER TERMINAL (3/8")
5	13-26995		1	LOCKWASHER, STARTER TERMINAL (#8)
6	11-26419		1	NUT, STARTER TERMINAL (#8)
7	34625		1	WATER TEMPERATURE SENDER ASSEMBLY (AUTOMATIC CHOKE)
	36525		1	WATER TEMPERATURE SENDER ASSEMBLY (ELECTRIC CHOKE)
8	13-26996		1	LOCKWASHER, WATER TEMPERATURE SENDER TERMINAL (#10)
9	11-20645		1	NUT, WATER TEMPERATURE SENDER TERMINAL (#10)
10	52676		1	SWITCH, ELECTRIC CHOKE ELECTRIC CHOKE
11	13-26996		1	LOCKWASHER, CHOKE SWITCH TERMINAL (#10) ELECTRIC CHOKE
12	11-20645		1	NUT, CHOKE SWITCH TERMINAL ELECTRIC CHOKE
13	34623		1	OIL PRESSURE SENDER ASSEMBLY
14	13-26996		1	LOCKWASHER, OIL PRESSURE SENDER TERMINAL (#10)
15	11-20645		1	NUT, OIL PRESSURE SENDER TERMINAL (#10)
16	22-48556		1	BUSHING, REDUCER-OIL PRESSURE SENDER (SERIAL # AND BE SERIAL 00000000-03469127
17	38559		1	SWITCH, OIL PRESSURE SERIAL # AND UP SERIAL 03469128-09999999
18	12-20878		1	WASHER, OIL PRESSURE SWITCH TERMINAL SERIAL 03469128-09999999
19	11-20645		1	NUT, OIL PRESSURE SWITCH TERMINAL SERIAL 03469128-09999999
20	47456A1		1	ALTERNATOR ASSEMBLY SEE NOTE SERIAL 00000000-02761141
	56045		1	ALTERNATOR ASSEMBLY SEE NOTE SERIAL 02761992-03042957
	59755		1	ALTERNATOR ASSEMBLY SEE NOTE SERIAL 03042958-09999999
21	10-20055		1	SCREW, GROUND CABLE TO ALTERNATOR SERIAL 02761992-09999999
22	13-26996		1	LOCKWASHER, GROUND CABLE SCREW SERIAL 02761992-09999999
23	12-30164		1	WASHER, GROUND CABLE SCREW SERIAL 02761992-09999999
24	47498		1	BRACE, ALTERNATOR ADJUSTING
25	10-29198		1	SCREW, ALTERNATOR BRACE TO ALTERNATOR (7/8")
26	12-26168		1	WASHER, ALTERNATOR BRACE SCREW
27	10-31381		1	SCREW, ALTERNATOR BRACE TO CYLINDER BLOCK (1")

CONTINUED ON NEXT PAGE ➡

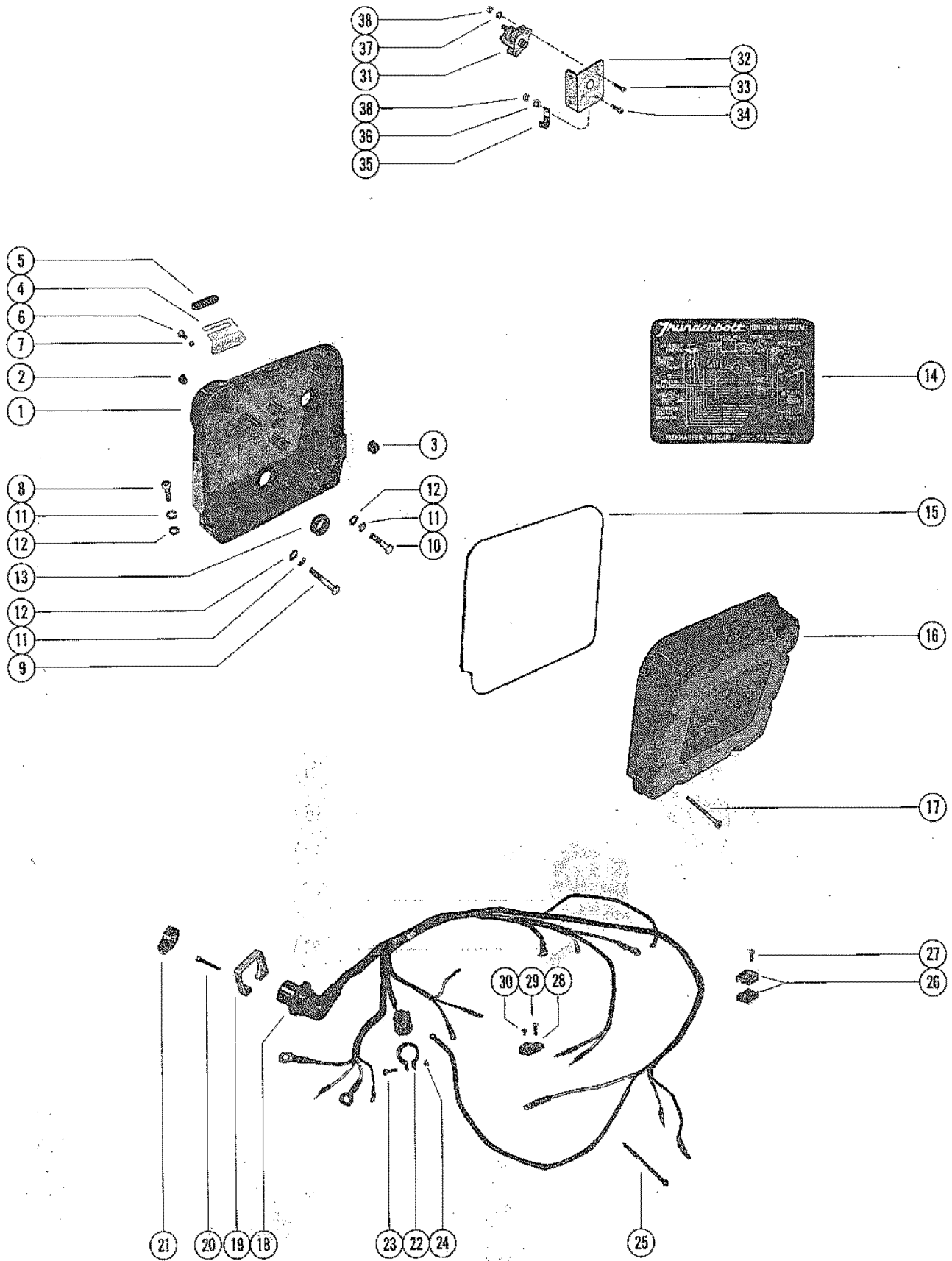
STARTER MOTOR AND ALTERNATOR



STARTER MOTOR AND ALTERNATOR

REF. NO.	PART NO.	SYM.	QTY.	DESCRIPTION
28	13-32993		1	LOCKWASHER, ALTERNATOR BRACE SCREW
29	12-30315		1	WASHER, ALTERNATOR BRACE SCREW
30	47487		1	BRACKET, ALTERNATOR MOUNTING
31	10-34353		2	SCREW, ALTERNATOR BRACKET TO EXHAUST MANIFOLD (1")
	10-32774		1	SCREW, ALTERNATOR BRACKET TO EXHAUST MANIFOLD (2")
32	13-35048		3	LOCKWASHER, ALTERNATOR BRACKET SCREW
33	10-48308		1	SCREW, ALTERNATOR TO ALTERNATOR BRACKET (#3 3/4")
34	23-33186		1	BUSHING, ALTERNATOR BRACKET SCREW
35	12-20553		1	WASHER, ALTERNATOR BRACKET SCREW
36	11-23161		1	NUT, ALTERNATOR BRACKET SCREW

WIRING HARNESS AND ELECTRIC PANEL

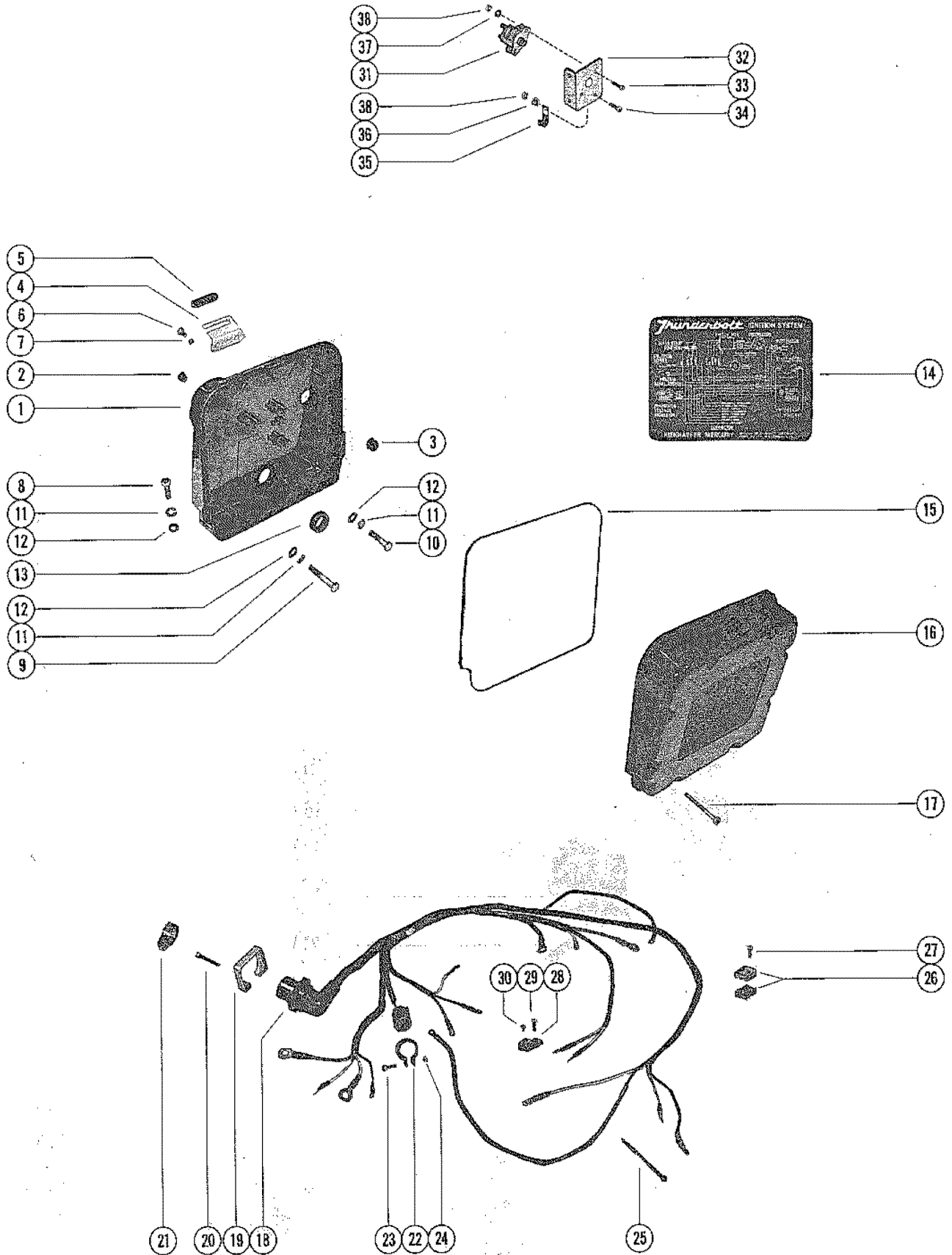


WIRING HARNESS AND ELECTRIC PANEL

REF. NO.	PART NO.	SYM.	QTY.	DESCRIPTION
1	56717		1	PANEL, ELECTRIC
2	22-32802		1	PLUG, PIPE - ELECTRIC PANEL (1/8-27) EARLY MODELS
	22-36373		1	PLUG, PIPE - ELECTRIC PANEL (3/8-18) EARLY MODELS
	19-32298		1	PLUG, HOLE - ELECTRIC PANEL (LATE MODELS)
3	25-57009		2	GROMMET, POWER TRIM LEADS - ELECTRIC PANEL
4	47763		4	BRACKET, RETAINER - HIGH TENSION LEADS
5	25-38930		4	GROMMET, HIGH TENSION LEADS (RETAINER BRACKET)
6	10-20776		2	SCREW, RETAINER BRACKET TO ELECTRIC PANEL (1/4-28X1/2")
7	13-26992		2	LOCKWASHER, RETAINER BRACKET SCREW
6	10-27165		1	SCREW, RETAINER BRACKET TO CYLINDER HEAD (3/8-16X3/4")
7	13-35048		1	LOCKWASHER, RETAINER BRACKET SCREW
6	10-33212		1	SCREW, RETAINER BRACKET TO CYLINDER HEAD (7/16-14X3/4")
7	13-32993		1	LOCKWASHER, RETAINER BRACKET SCREW
8	10-26632		1	SCREW, ELECTRIC PANEL TO CYLINDER BLOCK (1 1/4")
9	10-35787		1	SCREW, ELECTRIC PANEL TO CYLINDER BLOCK (2 1/4")
10	10-47954		1	SCREW ELECTRIC PANEL TO FLYWHEEL HOUSING (1 5/8")
11	13-35048		3	LOCKWASHER, ELECTRIC PANEL SCREW
12	12-20553		3	WASHER, ELECTRIC PANEL SCREW
13	25-47624		1	GROMMET, ELECTRIC PANEL
14	37-49606		1	DECAL, WIRING (STERN DRIVE-AUTOMATIC CHOKE SERIAL 00000000-03042730)
	37-47239		1	DECAL, WIRING (INBOARD-AUTOMATIC CHOKE) SERIAL 00000000-03042730
	37-52808		1	DECAL, WIRING (STERN DRIVE AND INBOARD-ELECTRIC CHOKE)- SERIAL 00000000-02760341
	37-56528		1	DECAL, WIRING (STERN DRIVE-ELECTRIC CHOKE) SERIAL 02760342-09999999
	37-56428		1	DECAL, WIRING (INBOARD-ELECTRIC CHOKE) SERIAL 02760342-09999999
	37-60321		1	DECAL, WIRING (INBOARD-AUTOMATIC CHOKE SERIAL 03042731-09999999)
15	38371		1	SEAL, COVER TO ELECTRIC PANEL
16	47550		1	COVER, ELECTRIC PANEL
17	10-47674		8	SCREW, COVER TO ELECTRIC PANEL (2 3/4")
18	47682		1	WIRING HARNESS, INTERNAL (AUTOMATIC CHOKE SERIAL 00000000-03042730)
	52768		1	WIRING HARNESS, INTERNAL (ELECTRIC CHOKE SERIAL 00000000-02760341)
	56545		1	WIRING HARNESS, INTERNAL (STERN DRIVE-ELECTRIC CHOKE) SERIAL 02760342-09999999
	56387		1	WIRING HARNESS, INTERNAL (INBOARD-ELECTRIC CHOKE) SERIAL 02760342-09999999
	59870		1	WIRING HARNESS, INTERNAL (INBOARD-AUTOMATIC CHOKE SERIAL 03042731-09999999)

CONTINUED ON NEXT PAGE ➡

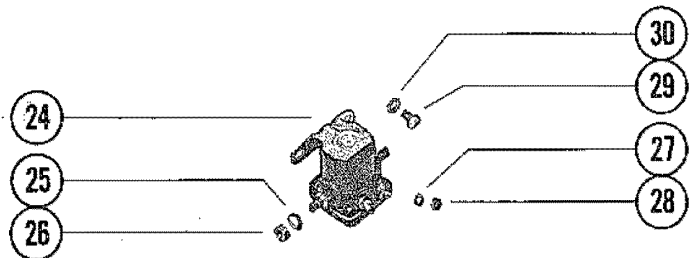
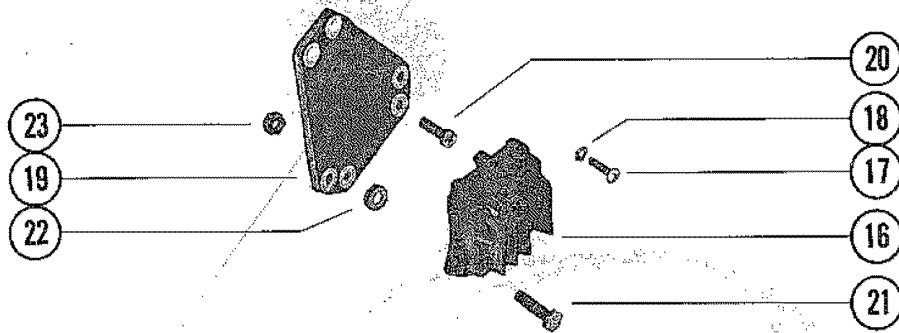
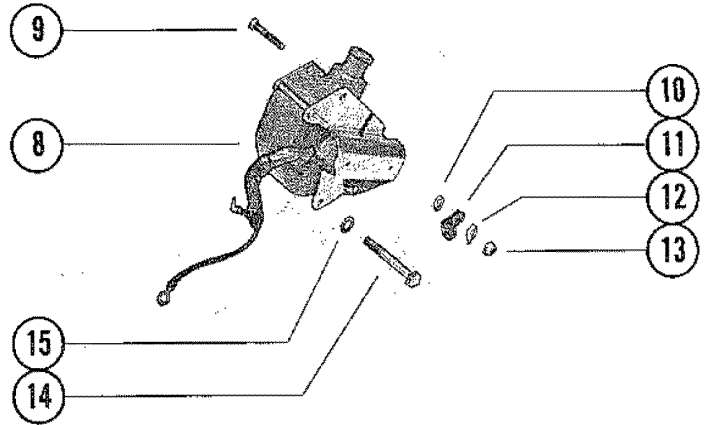
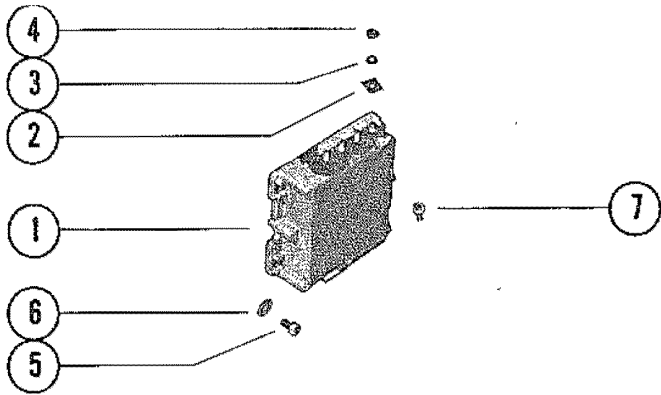
WIRING HARNESS AND ELECTRIC PANEL



WIRING HARNESS AND ELECTRIC PANEL

REF. NO.	PART NO.	SYM.	QTY.	DESCRIPTION
19	48459		1	PLATE, BACKUP-WIRING HARNESS
20	10-46718		4	SCREW, BACKUP PLATE FASTENING (3/4")
21	54-32780		1	CLAMP, WIRING HARNESS ATTACHING
22	54-46770		1	CLAMP, VOLTAGE REGULATOR PLUG SERIAL 00000000-02761141
23	10-29227		1	SCREW, VOLTAGE REGULATOR CLAMP (1/2") SERIAL 00000000-02761141
24	11-26768		1	NUT, VOLTAGE REGULATOR CLAMP SCREW SERIAL 00000000-02761141
25	47764		5	STA-STRAP, WIRING HARNESS
26	39974		2	CLAMP, WIRING HARNESS LEADS SERIAL # AND UP SERIAL 02760342-09999999
27	10-47618		2	SCREW, WIRING HARNESS LEAD CLAMP ATTACHING SERIAL 02760342-09999999
28	52418		1	TERMINAL BLOCK SERIAL 0A000000-RN0DRIVE
29	10-31716		1	SCREW, TERMINAL BLOCK ATTACHING (5/8") SERIAL 0A000000-RN0DRIVE
30	10-37260		1	SCREW, HARNESS LEAD TO TERMINAL BLOCK (7/16") SERIAL 0A000000-RN0DRIVE
31	59816		1	CIRCUIT BREAKER, MANUAL SERIAL # AND UP SERIAL 03042731-09999999
32	59815		1	BRACKET, CIRCUIT BREAKER SERIAL 03042731-09999999
33	10-24637		2	SCREW, CIRCUIT BREAKER TO BRACKET SERIAL 03042731-09999999
34	10-48591		1	SCREW, CABLE CLIP TO BRACKET SERIAL 03042731-09999999
35	54-22875		1	CLIP, CABLE ATTACHING TO BRACKET SERIAL 03042731-09999999
36	22789		1	"D" WASHER, CABLE CLIP SERIAL 03042731-09999999
37	13-26996		3	LOCKWASHER, CABLE CLIP AND BRACKET SCREW SERIAL 03042731-09999999
38	11-20645		3	NUT, CABLE CLIP AND BREAKER SCREW SERIAL 03042731-09999999

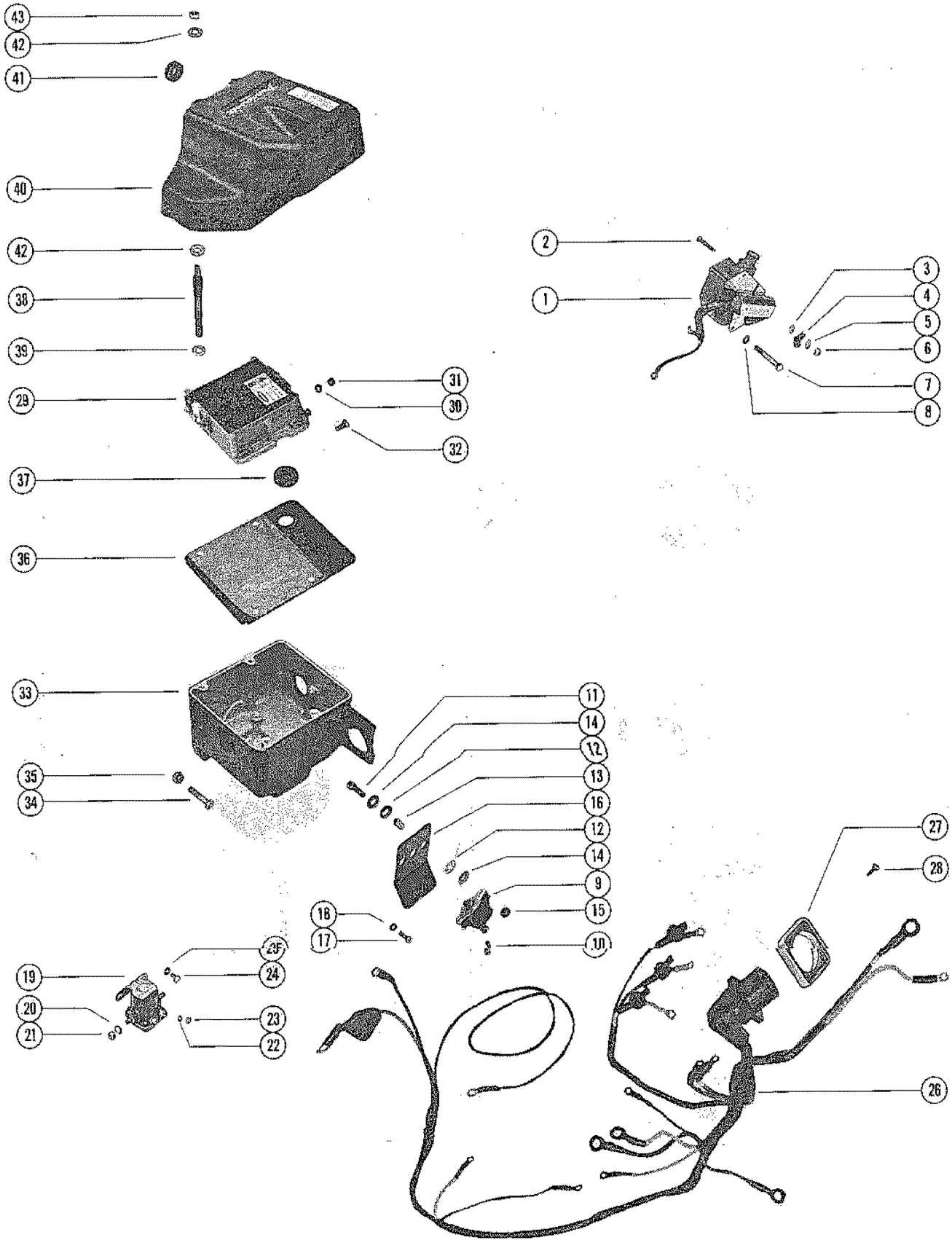
STARTER SOLENOID, REGULATOR, SWITCH BOX AND COIL ASSEMBLY



STARTER SOLENOID, REGULATOR, SWITCH BOX AND COIL ASSEMBLY

REF. NO.	PART NO.	SYM.	QTY.	DESCRIPTION
1	322-2986A8		1	SWITCH BOX ASSEMBLY
2	12-45075		7	WASHER, SWITCH BOX TERMINAL
3	13-26996		7	LOCKWASHER, SWITCH BOX TERMINAL
4	11-45076		7	NUT, SWITCH BOX TERMINAL
5	10-26184		4	SCREW, SWITCH BOX TO ELECTRIC PANEL (9/6")
6	13-21547		4	LOCKWASHER, SWITCH BOX SCREW
7	10-45218		1	SCREW, GROUND WIRE TO SWITCH BOX (3/8")
8	332-2983A6		1	IGNITION COIL ASSEMBLY
9	104-5102		1	SCREW, IGNITION COIL CLAMPING (2 3/8")
	10-45103		1	SCREW, IGNITION COIL CLAMPING (2")
10	12-37407		1	WASHER, IGNITION COIL SCREW
11	54-22740		1	CLIP, IGNITION COIL LEAD
12	22789		1	"D" WASHER, IGNITION COIL SCREW
13	11-20645		2	NUT, IGNITION COIL SCREW
14	10-26889		2	SCREW, IGNITION COIL TO ELECTRIC PANEL (2 1/4")
15	13-26992		2	LOCKWASHER, IGNITION COIL SCREW
16	37707		1	VOLTAGE REGULATOR SERIAL # AND BELOW SERIAL 00000000-02761141
17	10-52102		3	SCREW, REGULATOR TO PANEL (1") EARLY MODELS SERIAL 00000000-02761141
18	13-26992		3	LOCKWASHER, REGULATOR SCREW EARLY MODELS SERIAL 00000000-02761141
19	53009A1		1	MOUNT ASSEMBLY, REGULATOR LATE MODELS SERIAL 00000000-02761141
20	10-48004		3	SCREW, MOUNT TO PANEL (5/8") LATE MODELS SERIAL 00000000-02761141
21	10-22421		3	SCREW, REGULATOR TO MOUNT LATE MODELS SERIAL 00000000-02761141
22	23-27958		3	SPACER, REGULATOR SCREW LATE MODELS SERIAL 00000000-02761141
23	11-20664		3	NUT, REGULATOR SCREW LATE MODELS SERIAL 00000000-02761141
24	25661		1	STARTER SOLEMOID
25	13-26993		2	LOCKWASHER, STARTER SOLENOID TERMINAL (5/16")
26	10-20083		2	NUT, STARTER SOLENOID TERMINAL (5/16-24)
27	13-26996		2	LOCKWASHER, STARTER SOLENOID TERMINAL (#10)
28	11-20645		2	NUT, STARTER SOLENOID TERMINAL (10-32)
29	10-26774		2	SCREW, STARTER SOLEOID TO ELECTRIC PANEL (1/2")
30	13-26992		2	LOCKWASHER, STARTER SOLENOID SCREW

WIRING HARNESS, SWITCH BOX AND IGNITION COIL

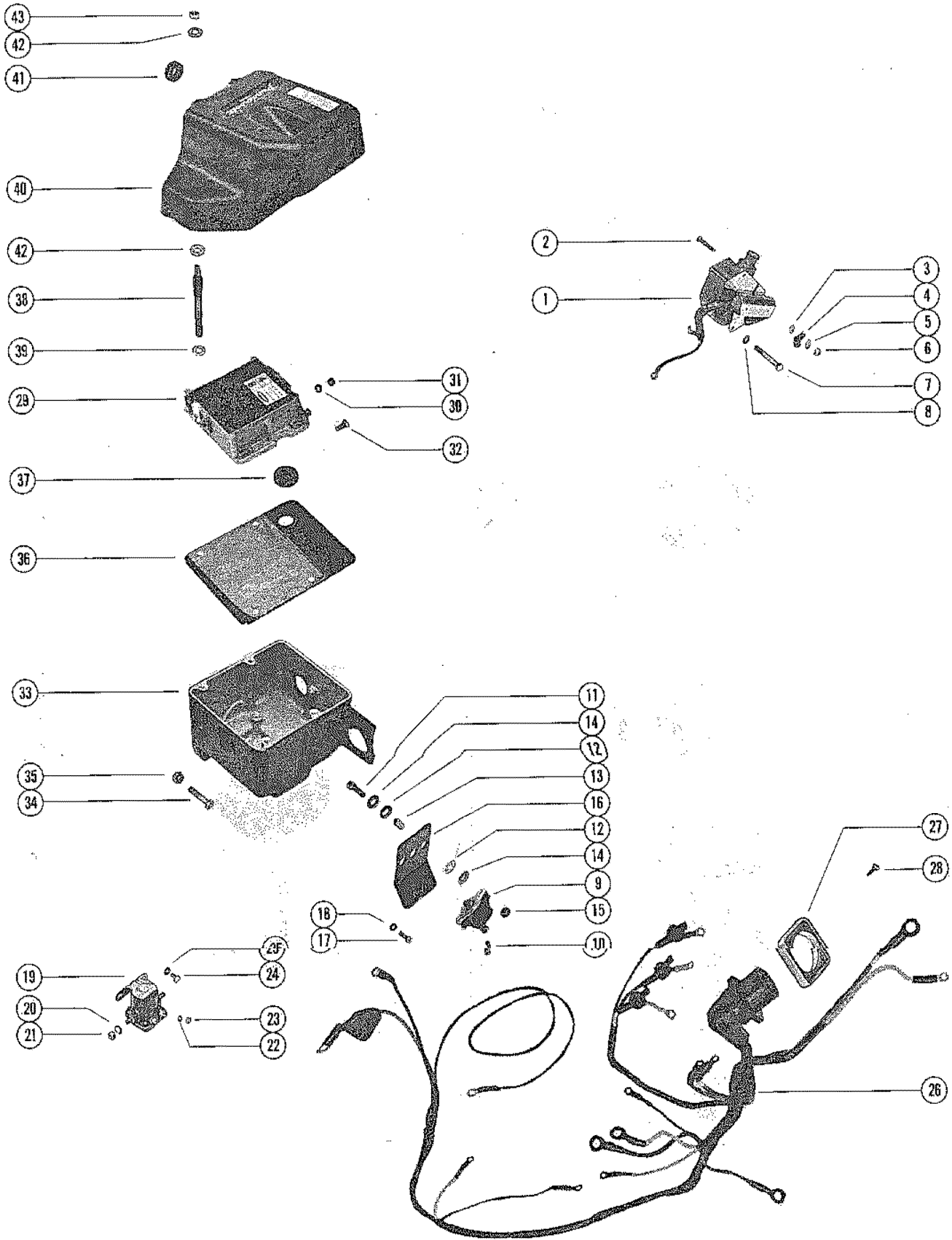


WIRING HARNESS, SWITCH BOX AND IGNITION COIL

REF. NO.	PART NO.	SYM.	QTY.	DESCRIPTION
1	332-2983A6		1	IGNITION COIL ASSEMBLY
2	10-45102		1	SCREW, IGNITION COIL CLAMPING (2 3/8")
	10-45103		1	SCREW, IGNITION COIL CLAMPING (2")
3	12-37407		1	WASHER, IGNITION COIL SCREW
4	54-22740		1	CLIP, IGNITION COIL LEAD
5	22789		1	"D" WASHER, IGNITION COIL SCREW
6	11-20645		2	NUT, IGNITION COIL SCREW
7	10-27337		2	SCREW, IGNITION COIL TO ELECTRICAL COMPARTMENT
8	13-26992		2	LOCKWASHER, IGNITION COIL SCREW
9	59816		1	CIRCUIT BREAKER
10	10-36046		2	SCREW, CIRCUIT BREAKER (1/4")
11	10-47618		2	SCREW, CIRCUIT BREAKER TO BRACKET (1")
12	25-61999		4	GROMMET, CIRCUIT BREAKER SCREW
13	23-61998		2	SPACER, CIRCUIT BREAKER SCREW
14	12-47960		4	WASHER, CIRCUIT BREAKER SCREW
15	11-46438		2	NUT, CIRCUIT BREAKER SCREW
16	65940		1	BRACKET, CIRCUIT BREAKER
17	10-53787		2	SCREW, BRACKET TO ELECTRICAL COMPARTMENT (3/8")
18	13-26996		2	LOCKWASHER, BRACKET SCREW
19	25661		1	STARTER SOLENOID
20	13-26993		2	LOCKWASHER, STARTER SOLENOID TERMINAL (5/16")
21	11-20083		2	NUT, STARTER SOLENOID TERMINAL (5/16-24)
22	13-26996		2	LOCKWASHER, STARTER SOLENOID TERMINAL (#10)
23	11-20645		2	NUT, STARTER SOLENOID TERMINAL (10-23)
24	10-20031		2	SCREW, STARTER SOLENOID TO ELECTRICAL COMPARTMENT (1/2")
25	13-26992		2	LOCKWASHER, STARTER SOLENOID SCREW
26	84-64408		1	WIRING HARNESS
27	26079		1	PLATE, WIRING HARNESS TO MOUNTING BRACKET
28	10-46718		4	SCREW, WIRING HARNESS PLATE TO MOUNTING BRACKET (3/4")
29	332-2986A22		1	SWITCH BOX ASSEMBLY
30	13-26996		7	LOCKWASHER, SWITCH BOX TERMINAL
31	11-45076		7	NUT, SWITCH BOX TERMINAL
32	10-45218		1	SCREW, GROUND WIRE TO SWITCH BOX (3/8")
33	63878		1	COMPARTMENT, ELECTRICAL
34	10-52498		2	SCREW, ELECTRICAL COMPARTMENT TO ENGINE (1 1/2")
35	11-20696		2	NUT, ELECTRICAL COMPARTMENT SCREW
36	63879		1	PLATE, SWITCH BOX
37	25-57009		1	GROMMET, SWITCH BOX PLATE
38	16-65941		4	STUD, SWITCH BOX AND COVER ATTACHING

CONTINUED ON NEXT PAGE ➡

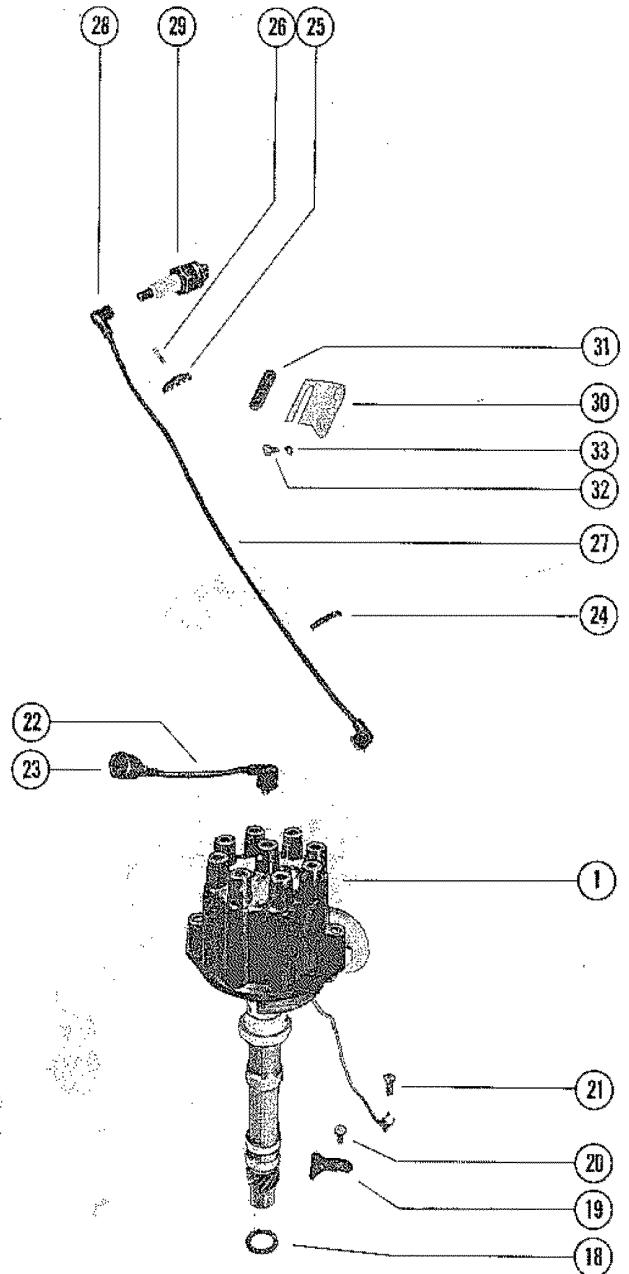
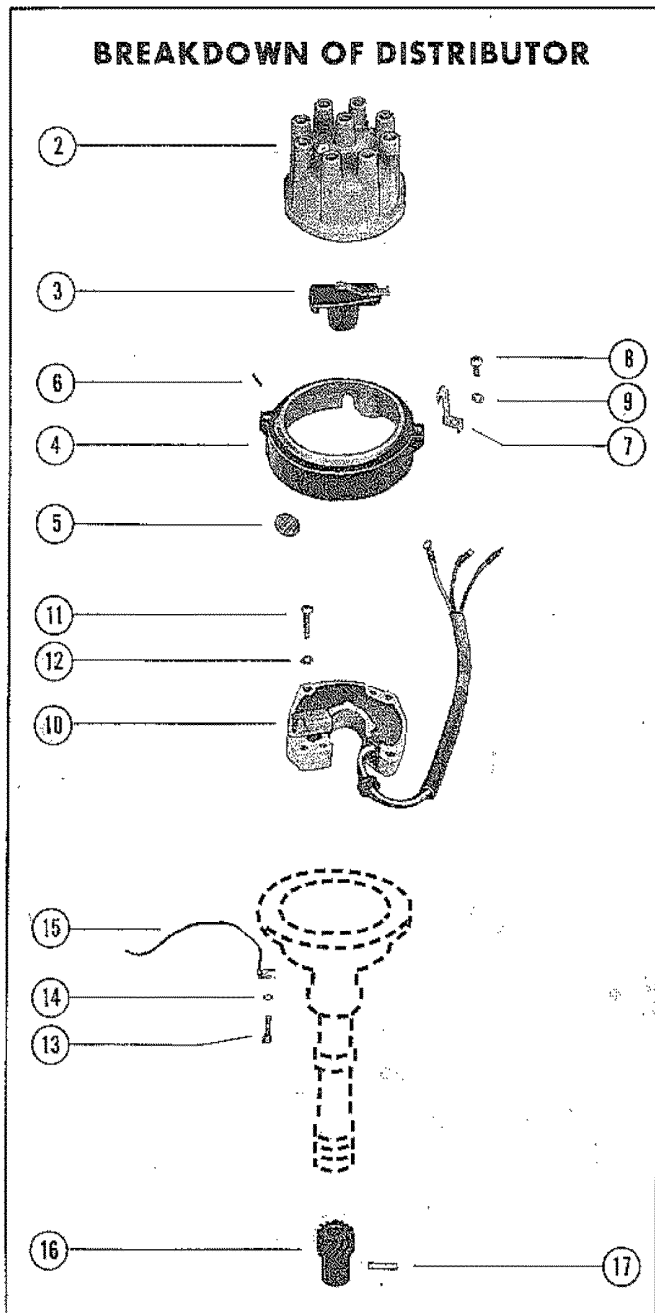
WIRING HARNESS, SWITCH BOX AND IGNITION COIL



WIRING HARNESS, SWITCH BOX AND IGNITION COIL

REF. NO.	PART NO.	SYM.	QTY.	DESCRIPTION
39	13-22773		4	LOCKWASHER, SWITCH BOX AND COVER STUD
40	65939A1		1	COVER ASSEMBLY, ELECTRICAL COMPARTMENT
41	25-21099		1	GROMMET, ELCTRICAL COMPARTMENT COVER
42	12-21249		8	WASHER, COVER STUD
43	11-20664		4	NUT, COVER STUD

DISTRIBUTOR ASSEMBLY, COMPLETE

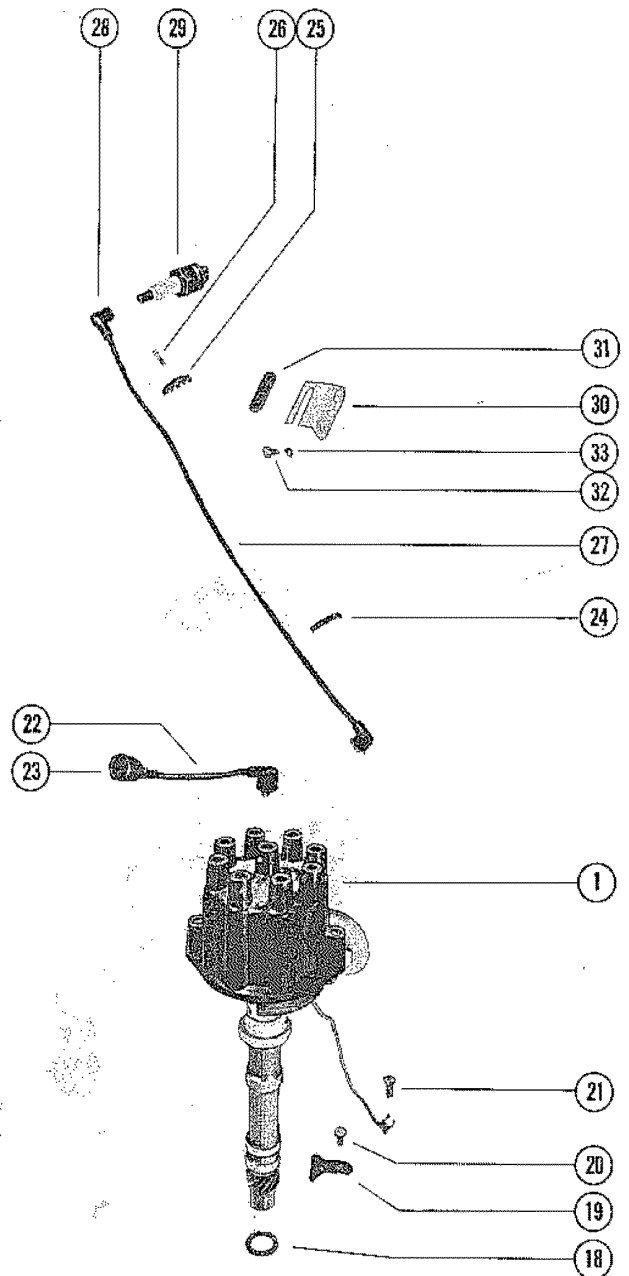
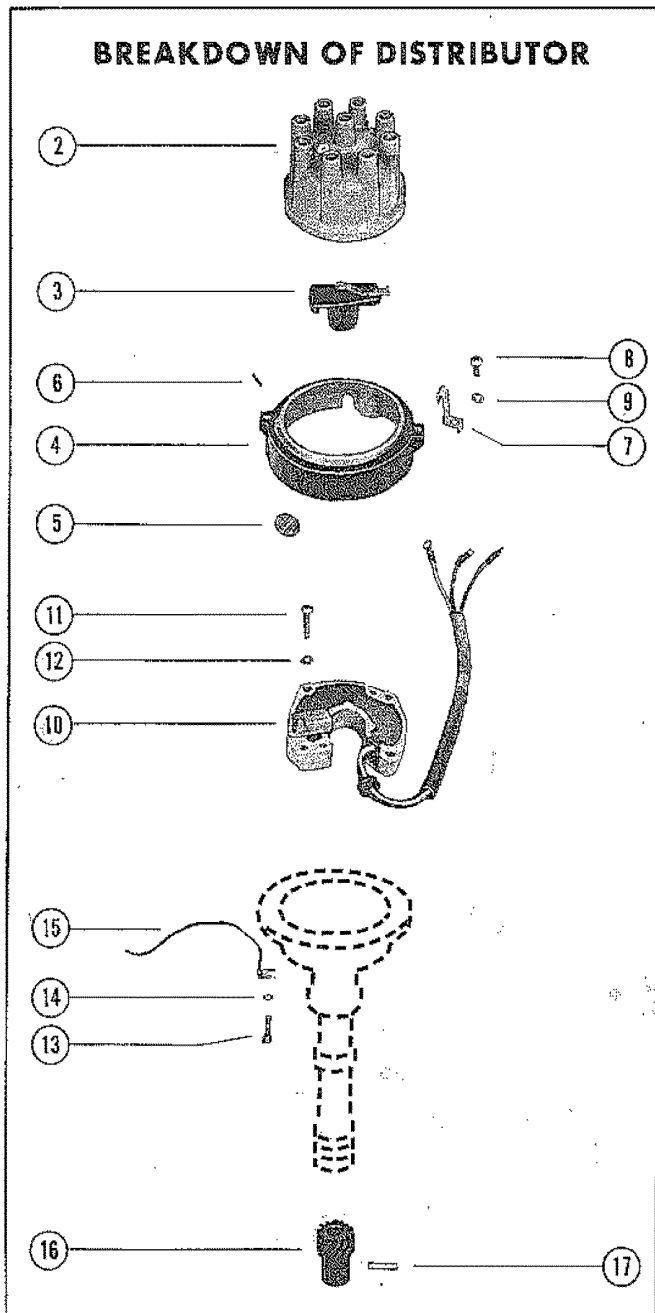


DISTRIBUTOR ASSEMBLY, COMPLETE

REF. NO.	PART NO.	SYM.	QTY.	DESCRIPTION
1	47493A3		1	DISTRIBUTOR ASS'Y (L. H. CRANKSHAFT ROTATION) SERIAL 00000000-03469127
	47493A2		1	DISTRIBUTOR ASS'Y(R. H. CRANSHAFT ROTATION SERIAL 00000000-03469127
	47493A12		1	DISTRIBUTOR ASSEMBLY SERIAL 03469128-09999999
2	393-4988		1	CAP, DISTRIBUTOR
3	65864		1	ROTOR, DISTRIBUTOR
4	59754A1		1	HOUING ASSEMBLY, ADAPTOR
5	35-60047A1		3	FLAME ARRESTOR ASSEMBLY
6	17-20032		2	PIN, DOWEL - ADAPTOR HOUSING
7	54-65783A2		2	CLAMP ASSEMBLY, CAP TO DISTRIBUTOR HOUSING
8	10-21335		2	SCREW, CLAMP TO ADAPTOR HOUSING (1") SERIAL 03469128-09999999
	10-37572		2	SCREW, DISTRIBUTOR CLAMP TO ADAPTOR HOUSING (3-8") SERIAL 00000000-03469127
9	13-26996		2	LOCKWASHER, DISTRIBUTOR CLAMP FASTENING SCREW
10	393-2918A6		1	TRIGGER ASSEMBLY SERIAL 00000000-03469127
	393-2918A8		1	TRIGGER ASSEMBLY SERIAL 03469128-09999999
11	10-47618		4	SCREW, TRIGGER ATTACHING (1")
12	13-26996		4	LOCKWASHER, TRIGGER ATTACHING SCREW
13	10-26595		4	SCREW, ADAPTOR HOUSING FASTENING (3-4")
14	13-26995		4	LOCKWASHER, ADAPTOR HOUSING SCREW
15	52618		1	WIRE, GROUND SERIAL 03469128-09999999
16	43-47649		1	GEAR, DISTRIBUTOR(R. H. CRANKSHAFT ROTATION) SEE NOTE SERIAL 00000000-03469127
	43-47619		1	GEAR, DISTRIBUTOR(R. H. CRANKSHAFT ROTATION) SEE NOTE SERIAL 00000000-03469127
	43-47619		1	GEAR, DISTRIBUTOR SERIAL 03469128-09999999
17	17-47617		1	ROLL PIN, GEAR TO DISTRIBUTOR
18	27-52184		1	GASKET, DISTRIBUTOR
19	52185		1	CLAMP, DISTRIBUTOR TO INTAKE MANIFORD
20	10-54528		1	SCREW, DISTRIBUTOR CLAMP ATTACHING (1")
21	10-33231		1	SCREW, DISTRIBUTOR GROUND WIRE
22	47862A1		1	LEAD ASSEMBLY, DISTRIBUTOR TO COIL 913 1/2") SERIAL 00000000-03469127
	47862A2		1	LEAD ASSEMBLY, DISTRIBUTOR TO COIL (16") SERIAL 03469128-09999999
23	332-2854		1	BOOT, COIL TOWER
24	32782		1	RETAINER, HIGH TENSION LEADS (2WIRE)
	32783		2	RETAINER, HIGH TENSION LEADS (3 WIRE)
	32784		2	RETAINER, HIGH TENSION LEADS (4 WIRE)
25	46281		4	RETAINER, HIGH TENSION LEADS SERIAL 02508319-03469127
26	10-31294		2	SCREW, RETAINER TO CYLINDER BLOCK SERIAL 02508319-03469127
27	47861A1		1	LEAD ASEMBLY, HIGH TENSION (44")

CONTINUED ON NEXT PAGE ➡

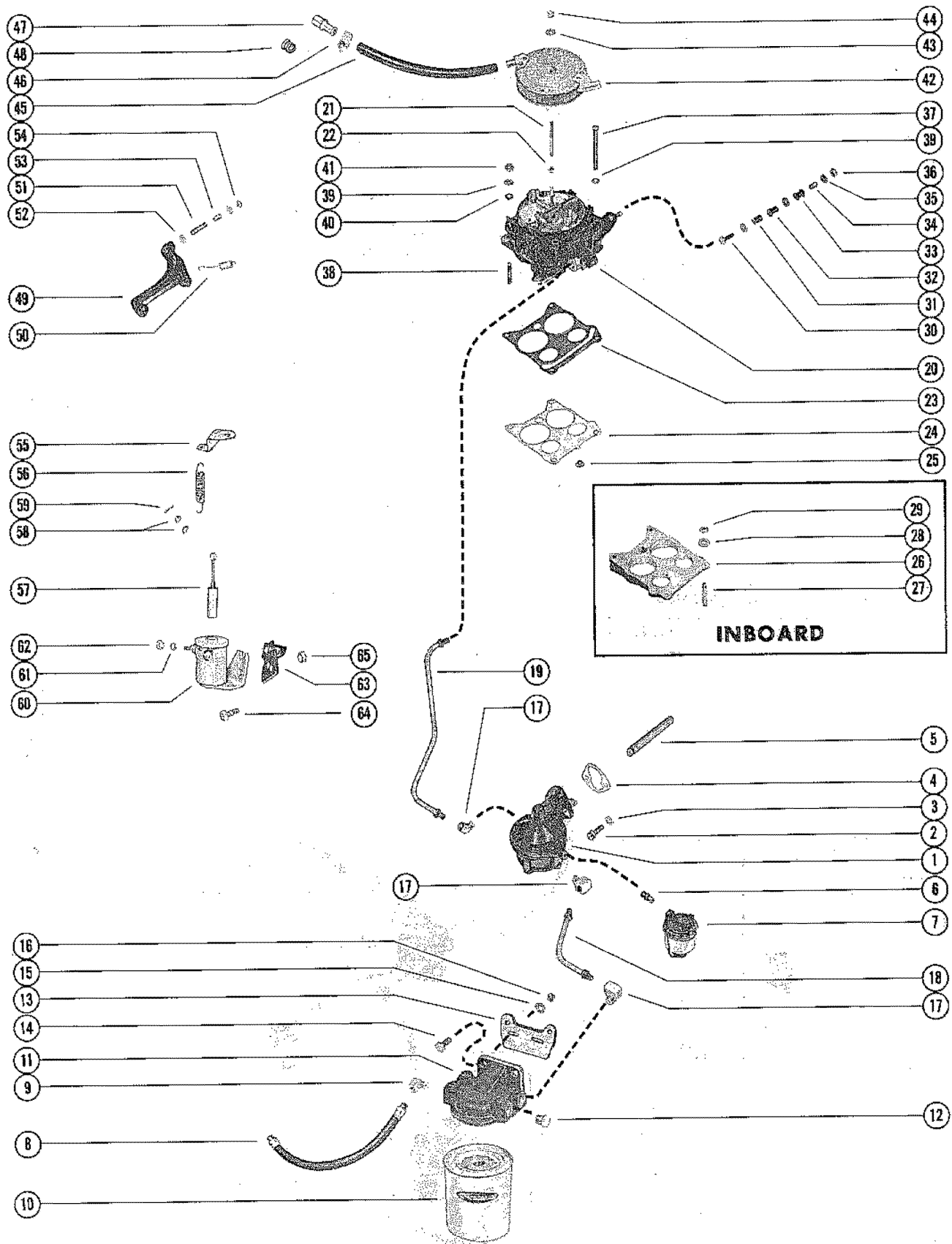
DISTRIBUTOR ASSEMBLY, COMPLETE



DISTRIBUTOR ASSEMBLY, COMPLETE

REF. NO.	PART NO.	SYM.	QTY.	DESCRIPTION
27	47861A2		1	LEAD ASSEMBLY, HIGH TENSION (42")
	47861A3		2	LEAD ASSEMBLY, HIGH TENSION (37")
	47861A4		2	LEAD ASSEMBLY, HIGH TENSION (33")
	47861A6		2	LEAD ASSEMBLY, HIGH TENSION (28")
28	47604A1		8	PROTECTOR, SPARK PLUG
29	33-57771		8	SPARK PLUG, (ACV-40NK) SERIAL 00000000-03042730
	33-59660		8	SPARK PLUG, (AC-MR 41T) SERIAL 03042731-09999999
30	47763		2	BRACKET, RETAINER - HIGH TENSION LEADS SERIAL 03469128-09999999
31	25-38930		2	GROMMET, RETAINER BRACKET SERIAL 03469128-09999999
32	10-27165		2	SCREW, RETAINER BRACKET TO CYLINDER HEAD (3/4") SERIAL 03469128-09999999
33	13-35048		2	LOCKWASHER, RETAINER BRACKET SCREW SERIAL 03469128-09999999

FUEL PUMP, FUEL FILTER AND CARBURETOR

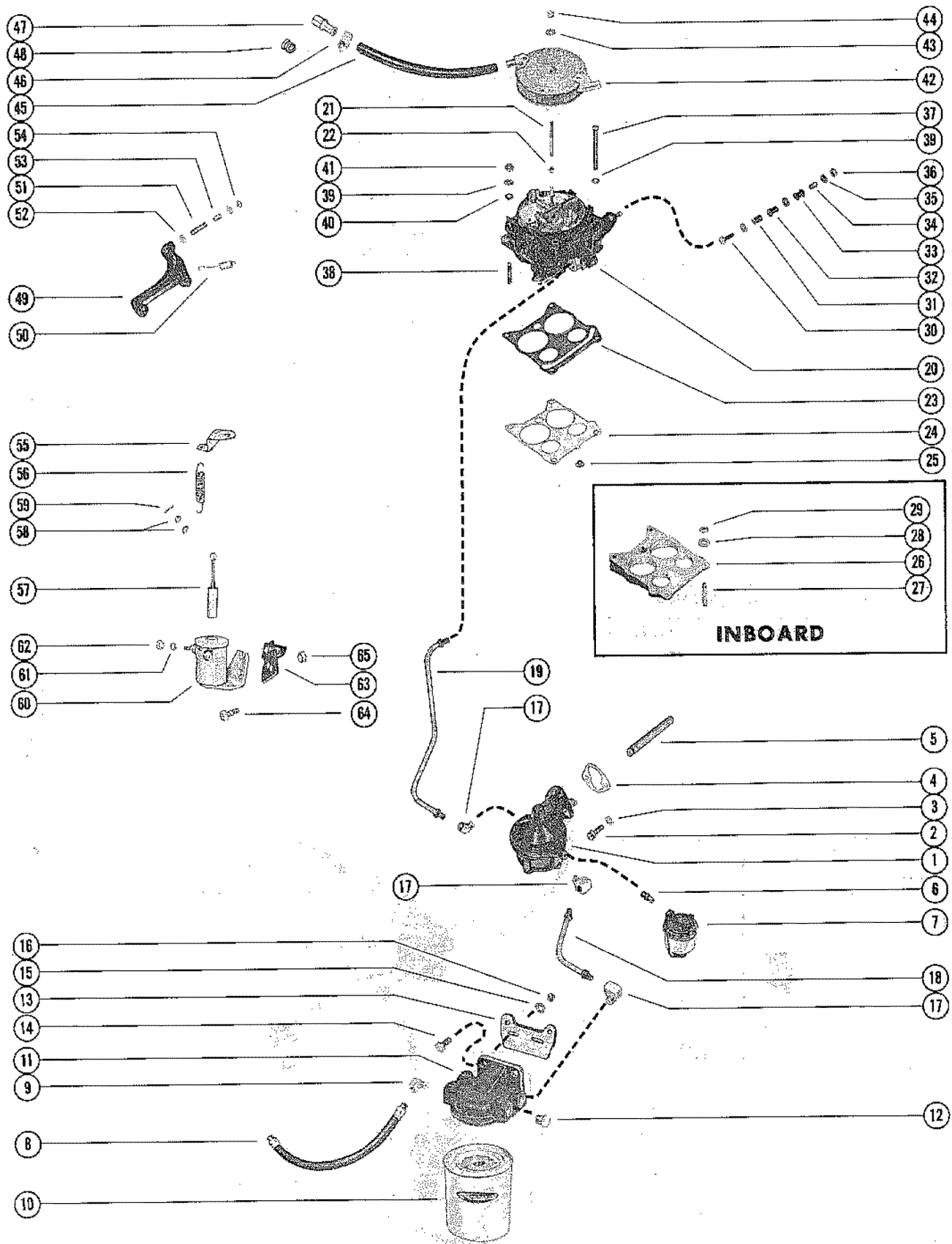


FUEL PUMP, FUEL FILTER AND CARBURETOR

REF. NO.	PART NO.	SYM.	QTY.	DESCRIPTION
1	46860		1	FUEL PUMP ASSEMBLY
2	10-35169		2	SCREW, FUEL PUMP TO CYLINDER BLOCK (1 1/8")
3	13-35364		2	LOCKWASHER, FUEL PUMP SCREW
4	27-34213		1	GASKET, FUEL PUMP TO CYLINDER BLOCK
5	35377		1	ROD, PUSH - FUEL PUMP
6	22-32876		1	NIPPLE, SIGHT GLASS TO FUEL PUMP
7	47816		1	SIGHT GLASS
8	32-47721		1	FUEL LINE, FUEL TANK TO FUEL FILTE (12")
9	22-33755		1	ELBOW, FUEL LINE TO FUEL FILTER (INLET)
10	35-57250		1	FUEL FILTER
11	55481		1	BASE, FUEL FILTER
12	22-36382		1	PLUG, PIPE - FUEL FILTER
13	53010		1	BRACKET, MOUNTING - FUEL FILTER SERIAL 00000000-02760341
	5446		1	BRACKET, MOUNTING - FUEL FILTER SERIAL 02760342-09999999
14	10-20639		2	SCREW, FUEL FILTER TO MOUNTING BRACKET (1/2")
15	12-20084		2	WASHER, FUEL FILTER SCREW
16	11-35814		2	NUT, FUEL FILTER SCREW
17	22-47716		3	ELBOW, FUEL LINE TO FUEL PUMP AND FUEL FILTER
18	32-52855		1	FUEL LINE, FUEL FILTER TO FUEL PUMP (STEEL TUBING)
19	32-52854		1	FUEL LINE, FUEL PUMP TO CARBURETOR (STEEL TUBING)
20	1347-3689A1		1	CARBURETOR ASSEMBLY(SEE B8 FOR BREAKDOWN)
21	16-33213		1	STUD, FLAME ARRESTOR MOUNTING - CARBURETOR
22	11-28941		1	NUT, JAM - FLAME ARRESTOR MOUNTING STUD (BOTTOM)
23	27-48399		1	GASKET, CARBURETOR
24	48459		1	BAFFLE, CABURETOR
25	22-48358		1	PLUB, INTAKE MANIFOLD VACUUM HOLE
26	53513		1	WEDGE, CARBURETOR MOUNTING IN BOARD
27	16-53724		2	STUD, CARBURETOR MOUNTING (1 3/4") IN BOARD
	16-53722		1	STUD, CARBURETOR MOUNTING (4 3/8") IN BOARD
	19-53730		1	STUD, CARBURETOR MOUNTING (4 1/2") IN BOARD
	16-53579		1	STUD, CARBURETOR MOUNTING (1 1/4") IN BOARD
28	12-20084		6	WASHER CARBURETOR MOUNTING STUD IN BOARD
29	11-29250		4	NUT, CARBURETOR MOUNTING STUD IN BOARD
30	10-22958		1	SCREW, THROTTLE CABLE TO CARBURETOR (1 1/8")
31	23-28626		1	BUSHING, THROTTLE CABLE SCREW
32	23-35040		1	SLEEVE, THROTTLE CABLE SCREW
33	25-35039		1	GRAOMMET, THROTTLE CABLE SCREW
34	23-32818		1	BUSHING, THROTTLE CABLE SCREW
35	12-20128		3	WASHER, THROTTLE CABLE SCREW
36	11-20190		1	NUT, THROTTLE CABLE SCREW

CONTINUED ON NEXT PAGE ➡

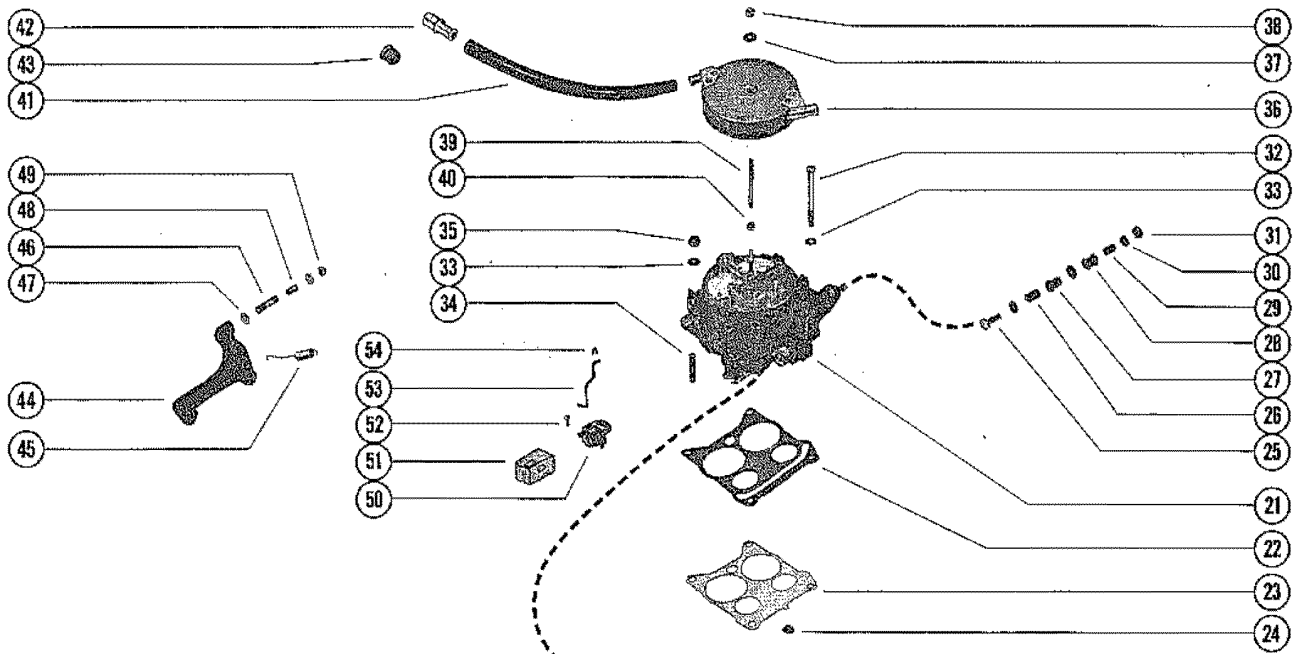
FUEL PUMP, FUEL FILTER AND CARBURETOR



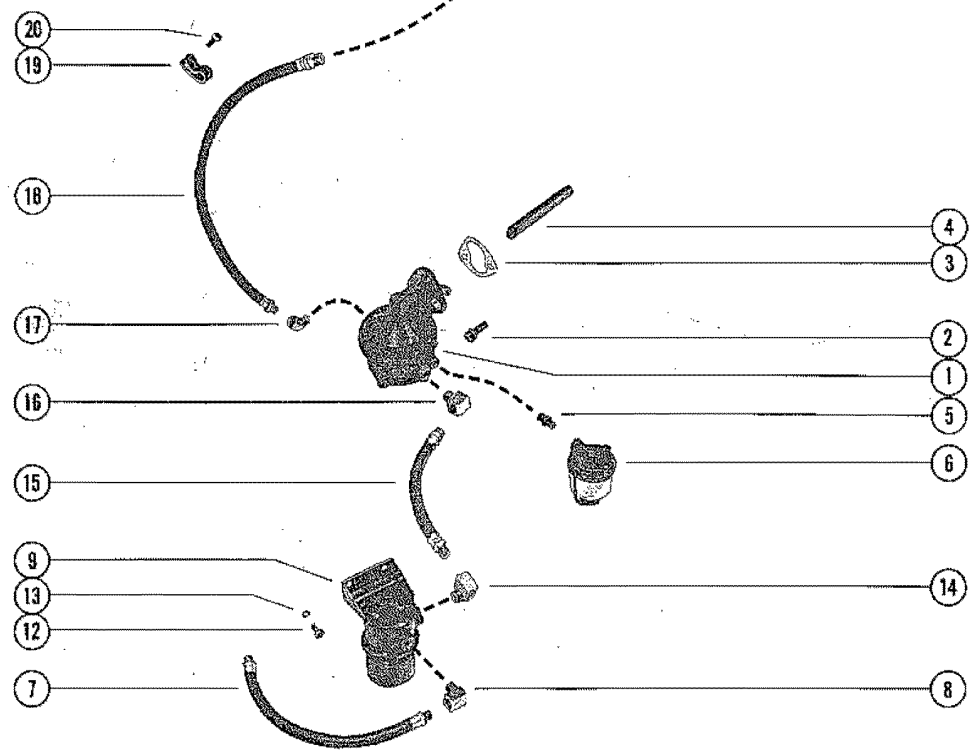

FUEL PUMP, FUEL FILTER AND CARBURETOR

REF. NO.	PART NO.	SYM.	QTY.	DESCRIPTION
37	10-28701		1	SCREW, CARBURETOR TO INTAKE MANIFOLD (3 1/2") STERN DRIVE
	10-52743		1	SCREW, CARBURETOR TO INTAKE MANIFOLD (3 3/4") STERN DRIVE
38	16-46857		2	STUD, CARBURETOR TO INTAKE MANIFOLD (1 1/8") STERN DRIVE
39	12-20084		4	WASHER, CARBURETOR SCREW AND STUD STERN DRIVE
40	13-39107		1	LOCKWASH, CARBURETOR STERN DRIVE
41	11-29250		2	NUT, CARBURETOR STUD STERN DRIVE
42	47833		1	FLAME ARRESTOR, CARBURETOR
43	12-22937		1	WASHER, FLAME ARRESTOR STUD
44	11-20586		1	NUT, FLAME ARRESTOR STUD
45	32-47996		2	HOSE, VENT - CARBURETOR (9 3/4")
46	54-53101		4	CLAMP, VENT HOSE ATTACHING
47	47957		2	CONNECTOR, VENT HOSE TO ROCKER COVER
48	25-49289		2	GROMMET, ROCKER COVER TO VENT HOSE CONNECTOR
49	49929		1	BRACET, MOUNTING - THROTTLE CABLE (STERN DRIVE)
	54278		1	BRACKET, MOUNTING - THROTTLE CABLE (INBOARD)
50	24-32817		1	SPRING, THROTTLE RETURN
51	16-35897		1	STUD, THROTTLE CABLE TO MOUNTING BRACKET 91 11/16")
52	12-21631		2	WASHER, THROTTLE CABLE STUD
53	23-31866		1	SPACER, THROTTLE CABLE STUD
54	11-20586		1	NUT, THROTTLE CABLE STUD
55	52729		1	TAB, RETAINER - CHOKE RETURN SPRING
56	24-52728		1	SPRING, CHOKE RETURN
57	48315A4		1	PLUNGER AND LINK ASSEMBLY CHOKE SOLENOID SERIAL 00000000-02760341
	54283A2		1	PLUNGER AND LINK ASSEMBLY, CHOKE SOLENOID SERIAL 02760342-09999999
58	12-38833		2	WASHER, PLUNGER AND LINK
59	18-26953		1	COTTER PIN, PLUNGER AND LINK TO CHOKE LEVER
60	52667		1	CHOKE SOLENOID SERIAL 00000000-02760341
	54292A5		1	CHOKE SOLENOID SERIAL 02760342-09999999
61	26996		2	LOCKWASHER, CHOKE SOLENOID TERMINAL
62	11-20645		2	NUT, CHOKE SOLENOID TERMINAL
63	52726		1	BRACKET, MOUNTING - CHOKE SOLENOID
64	10-21625		2	SCREW, CHOKE SOLENOID TO MOUNTING BRACKET (3/4")
65	11-35888		2	NUT, CHOKE SOLENOID SCREW

FUEL PUMP, FUEL FILTER AND CARBURETOR



AUTOMATIC CHOKE
 Serial #3042730 and below

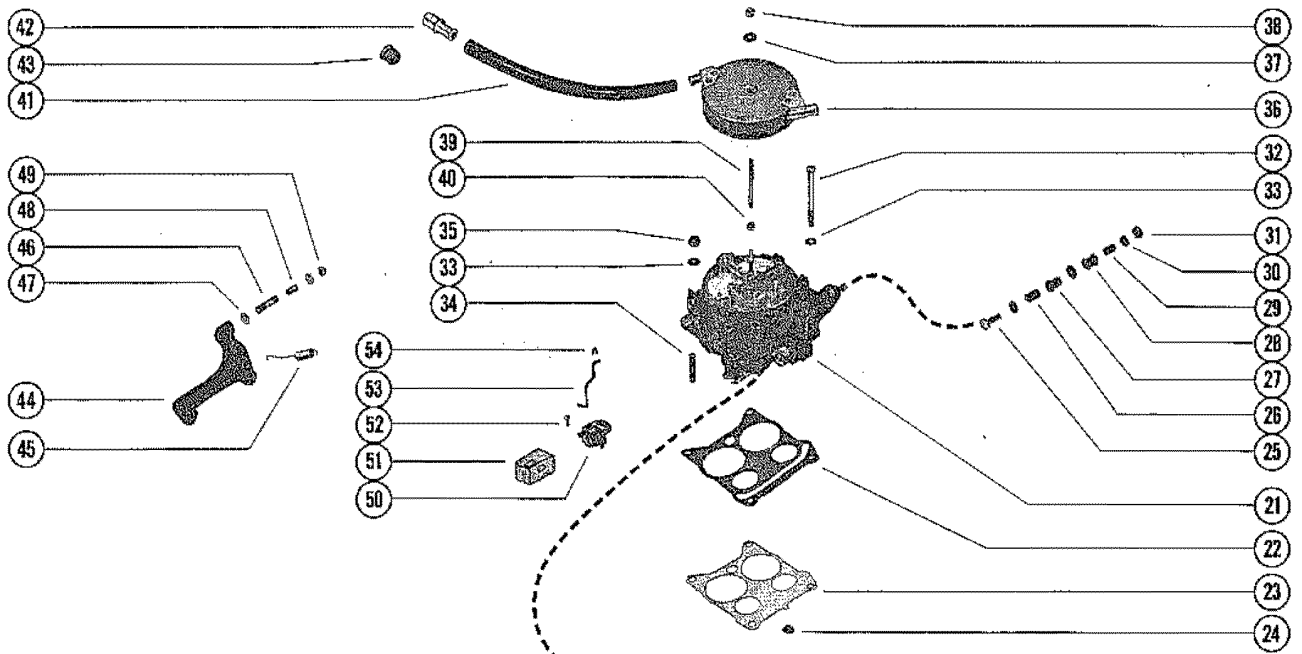


FUEL PUMP, FUEL FILTER AND CARBURETOR

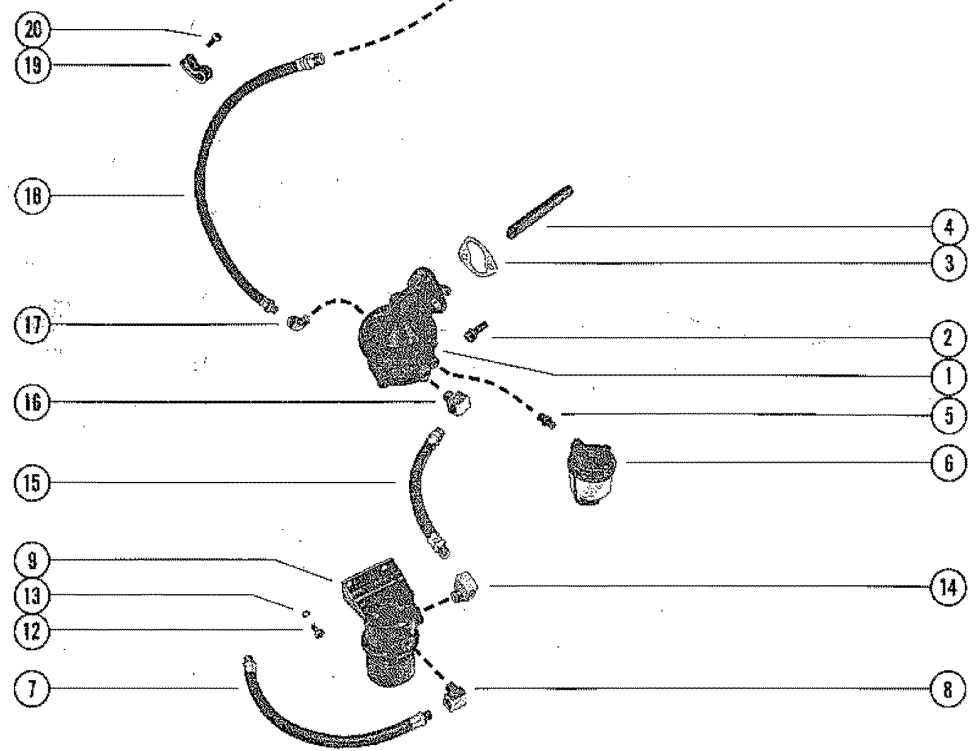

REF. NO.	PART NO.	SYM.	QTY.	DESCRIPTION
1	46860		1	FUEL PUMP ASSEMBLY
2	10-49287		2	SCREW, FUEL PUMP TO CYLINDER BLOCK (1 1/8") SERIAL 00000000-02313964
	10-35169		2	SCREW, FUEL PUMP TO CYLINDER BLOCK (1") SERIAL 02313965-09999999
3	27-34213		1	GASKET, FUEL PUMP
4	35377		1	ROD, PUSH - FUEL PUMP
5	22-32876		1	NIPPLE, SIGHT GLASS TO FUEL PUMP
6	47816		1	SLIGHT GLASS
7	32-47721		1	FUEL LINE, FUEL TANK TO FUEL FILTER (12")
8	22-33755		1	ELBOW, FUEL LINE TO FUEL FILTER (INLET)
9	35-47817		1	FUEL FILTER ASSEMBLY
10	48441		1	ELEMENT, FUEL FILTER
11	25-48440		1	RING, SEALING - FUEL FILTER
12	10-20776		2	SCREW, FUEL FILTER TO END/CONNECTOR (1/2")
13	13-22773		2	LOCKWASHER, FUEL FILTER SCREW
14	22-33755		1	ELBOW, FUEL LINE TO FUEL FILTER (OUTLET)
15	32-48136		1	FUEL LINE, FUEL FILTER TO FUEL PUMP (8 1/2")
16	22-47716		1	ELBOW, FUEL LINE TO FUEL PUMP (INTEL)
17	22-33755		1	ELBOW, FUEL LINE TO FUEL PUMP (OUTLET)
18	32-47718		1	FUEL LINE, PUMP TO CARBURETOR (27")
19	54-47729		1	CLIP, FUEL LINE TO TAB
20	10-28635		1	SCREW, FUEL LINE CLIP TO TAB
21	1347-3342		1	CARBURETOR ASS'Y(SEE B8 FOR BREAKDOWN)
22	27-48399		1	GASKET, CARBURETOR
23	48459		1	BAFFLE, CARBURETOR
24	22-48358		1	PLUG, INTAKE MANIFOLD VACUUM HOLE
25	10-22958		1	SCREW, THROTTLE CABLE TO CARBURETOR (1 1/8")
26	23-28626		1	BUSHINTG, THROTTLE CABLE SCREW
27	23-35040		1	SLEEVE, THROTTLE CABLE SCREW
28	25-35039		1	GROMMET, THROTTLE CABLE SCREW
29	23-32818		1	BUSHING, THROTTLE CABLE SCREW
30	12-20128		3	WASHER, THROTTLE CABLE SCREW
31	11-20190		1	NUT, THROTTLE CABLE SCREW
32	10-28701		2	SCREW, CARBURETOR TO INTAKE MANIFORD (3 1/2")
33	12-20084		4	WASHER, CARBURETOR SCREW AND STUD
34	16-46857		2	STUD, CARBURETOR TO INTAKE MANIFORD (1 7/8")
35	11-29250		2	NUT, CARBURETOR STUD
36	47833		1	FLAME ARRESTOR, CARBURETOR
37	12-22937		1	WASHER, FLAME ARRESTOR STUD
38	11-20586		1	NUT, FLAME ARRESTOR STUD
39	16-33213		1	STUD, FLAME ARRESTOR TO CARBURETOR
40	11-28941		1	NUT, JAM - FLAME ARRESTOR STUD
41	32-47685		2	HOSE, VENT - FLAME ARESTOR (9 3/4")

CONTINUED ON NEXT PAGE ➡

FUEL PUMP, FUEL FILTER AND CARBURETOR



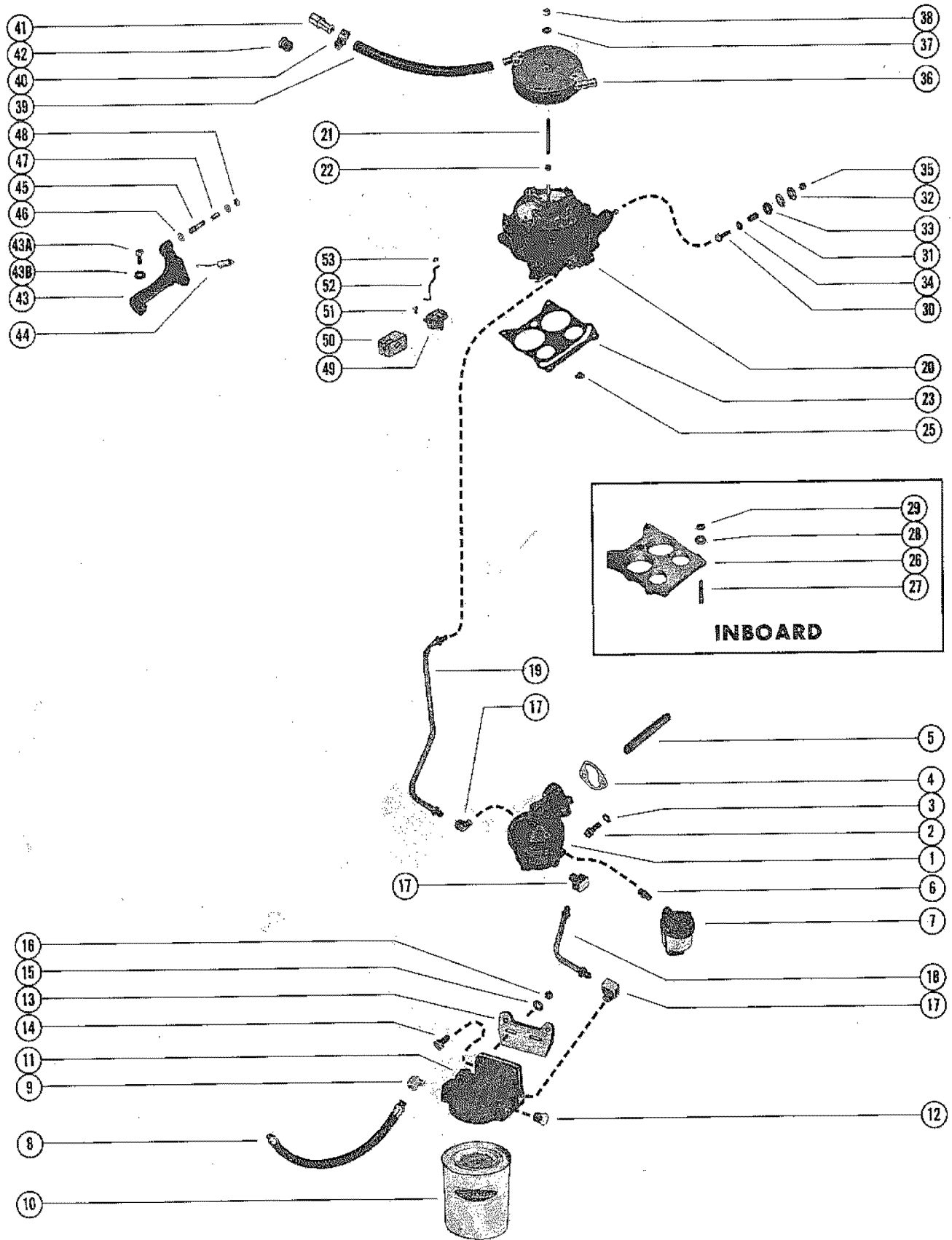
AUTOMATIC CHOKE
Serial #3042730 and below



FUEL PUMP, FUEL FILTER AND CARBURETOR

REF. NO.	PART NO.	SYM.	QTY.	DESCRIPTION
42	47957		2	CONNECTOR, VENT HOSE TO ROCKER COVER
43	25-49289		2	GRAOMMET, ROCKER COVER TO VENT HOSE CONNECTOR
44	47502		1	BRACKET, MOUNT, - THROTTLE CABLE SERIAL 00000000-02313964
	49929		1	BRACKET, MOUNTING - THROTTLE CABLE SERIAL 02313965-09999999
45	24-32817		1	SPRING, THROTTLE RETURN
46	16-35897		1	STUD, THROTTLE CABLE TO MOUNTING BRACKET (1 11/16")
47	12-21631		2	WASHER, TROTTLE CABLE STUD
48	23-31866		1	SPACERL, THROTTLE CABLE STUD
49	11-20586		1	NUT, THROTTLE CABLE STUD
50	49291		1	CHOKE, AUTOMATIC - CARBURETOR SERIAL 00000000-02313964
51	48379		1	COVER, AUTOMATIC CHOKE SERIAL 00000000-02313964
52	10-48360		1	SCREW, AUTOMATIC CHOKE TO INTAKE MANIFORD SERIAL 00000000-02313964
53	49292		1	CHOKE ROD, AUTOMATIC CHOKE TO CARBURETOR SERIAL 00000000-02313964
54	54-49290		1	CLIP, CHOKE ROD TO CARBURETOR SERIAL 00000000-02313964
50	52186		1	CHOKE, AUTOMATIC - CARBURETOR SERIAL 02313965-09999999
51	48379		1	COVER, AUTOMATIC CHOKE SERIAL 02313965-09999999
52	10-48360		1	SCREW, AUTOMATIC CHOKE TO INTAKE MANIFOLD SERIAL 02313965-09999999
53	52187		1	CHOKE ROD, AUTOMATIC CHOKE TO CARBURETOR SERIAL 02313965-09999999
54	54-48376		1	CLIP, CHOKE ROD TO CARBURTOR SERIAL 02313965-09999999

FUEL PUMP, FUEL FILTER AND CARBURETOR

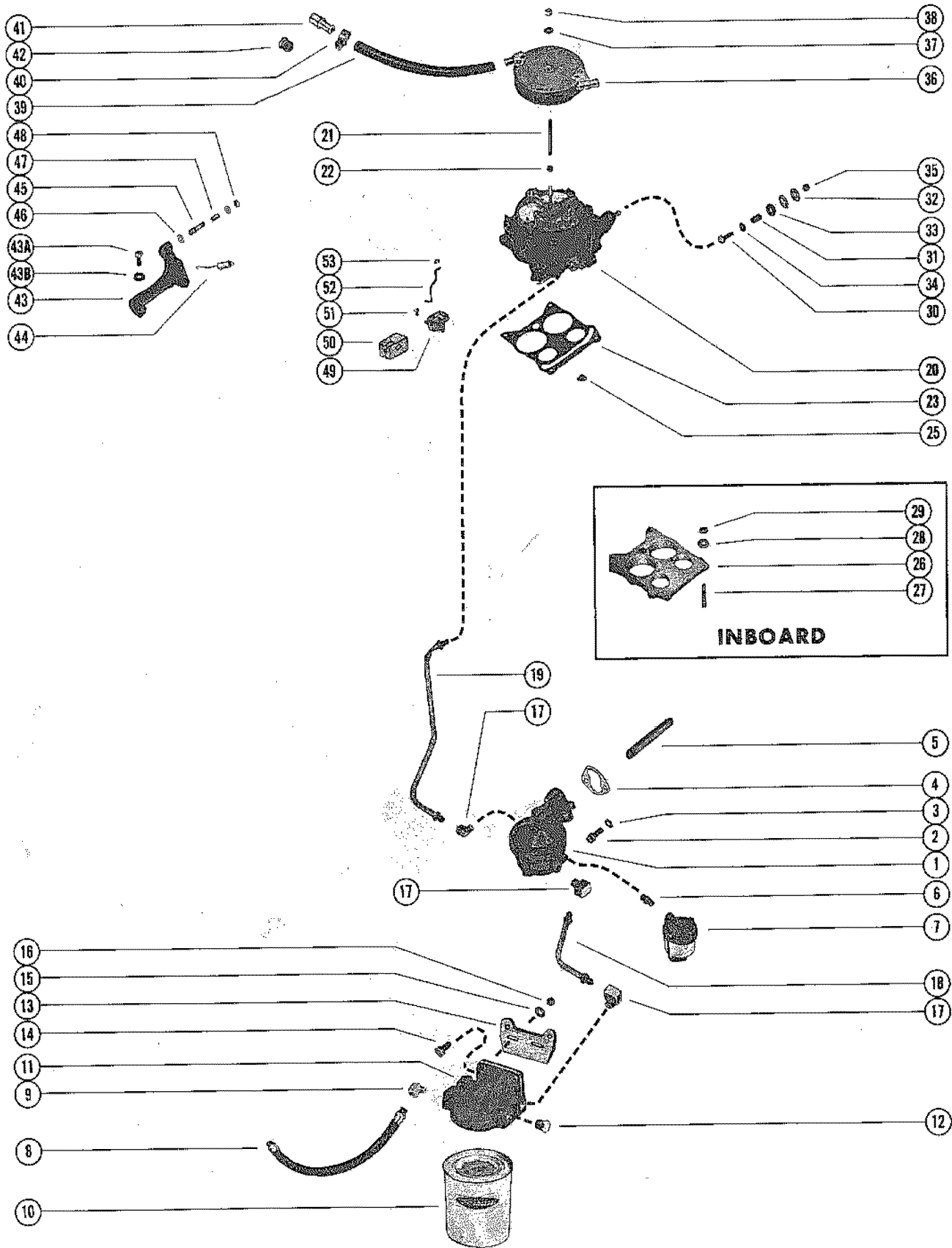


FUEL PUMP, FUEL FILTER AND CARBURETOR

REF. NO.	PART NO.	SYM.	QTY.	DESCRIPTION
1	46860		1	FUEL PUMP ASSEMBLY
2	10-35169		2	SCREW, FUEL PUMP TO CYLINDER BLOCK (1 1/8)
3	13-35364		2	LOCKWASHER, FUEL PUMP SCREW
4	27-34213		1	GASKET, FUEL PUMP TO CYLINDER BLOCK
5	35377		1	ROD, PUSH - FUEL PUMP
6	22-32876		1	NIPPLE, SIGHT GLASS TO FUEL PUMP
7	47816		1	SIGHT GLASS
8	32-47721		1	FUEL LINE, FUEL TANK TO FUEL FILTER (12")
9	22-33755		1	ELBOW, FUEL LINE TO FUEL FILTER (INLET)
10	35-60494		1	FUEL FILTER
11	55481		1	BASE, FUEL FILTER
12	22-36382		1	PLUG, PIPE - FUEL FILTER
13	54646		1	BRACKET, MOUNTING - FUEL FILTER
14	10-20639		2	SCREW, FUEL FILTER TO MOUNTING BRACKET (1/2")
15	12-20084		2	WASHER, FUEL FILTER SCREW
16	11-35814		2	NUT, FUEL FILTER SCREW
17	22-47716		3	ELBOW, FUEL LINE TO FUEL PUMP AND FUEL FILTER
18	32-52855		1	FUEL LINE, FUEL FILTER TO FUEL PUMP (STEEL TUBING)
19	32-60087		1	FUEL LINE, FUEL PUMP EO CARBURETOR (STEEL TUBING)
20	1347-4533A1		1	CARBURETOR ASSEMBLY
21	16-33213		1	STUD, FLAME ARRESTOR MOUNTING - CARBURETOR
22	11-28941		1	NUT, JAM - FLAME ARRESTOR MOUNTING STUD (BOTTOM)
23	27-52457		2	GASKET, CARBURETOR
25	22-48358		1	PLUG, INTAKE MANIFOLD VACUUM HOLE
26	53513		1	WEDGE, CARBURETOR MOUNTING
27	16-53579		2	STUD, CARBURETOR MOUNTING (1 1/4")
	16-53722		2	STUD, CARBURETOR MOUNTING (4 3/8")
	16-54345		2	STUD, CARBURETOR MOUNTING (1 5/16")
28	12-20084		6	WASHER, CARBURETOR MOUNTING STUD
29	11-46793		6	MUT, CARBURETOR MOUNTING STUD
30	10-22958		1	SCREW, THROTTLE CABLE TO CARBURETOR (1 1/8")
31	23-57938		1	BUSHING, THROTTLE CABLE SCREW
32	12-24662		2	WASHER, THROTTLE CABLE SCREW
33	12-29245		1	WASHER, THROTTLE CABLE SCREW
34	12-20128		3	WASHER, THROTTLE CABLE SCREW
35	11-20190		1	NUT, THROTTLE CABLE SCREW
36	47833		1	FLAME ARRESTOR, CARBURETOR
37	12-22937		1	WASHER, FLAME ARRESTOR STUD
38	11-20586		1	NUT, FLAME ARRESTOR STUD
39	32-47996		1	HOSE, VENT - CARBURETOR (9 3/4")
	32-48512		1	HOSE, VENT - CARBURETOR (8 1/4")
40	54-53101		4	CLAMP, VENT HOSE ATTACHING

CONTINUED ON NEXT PAGE ➡

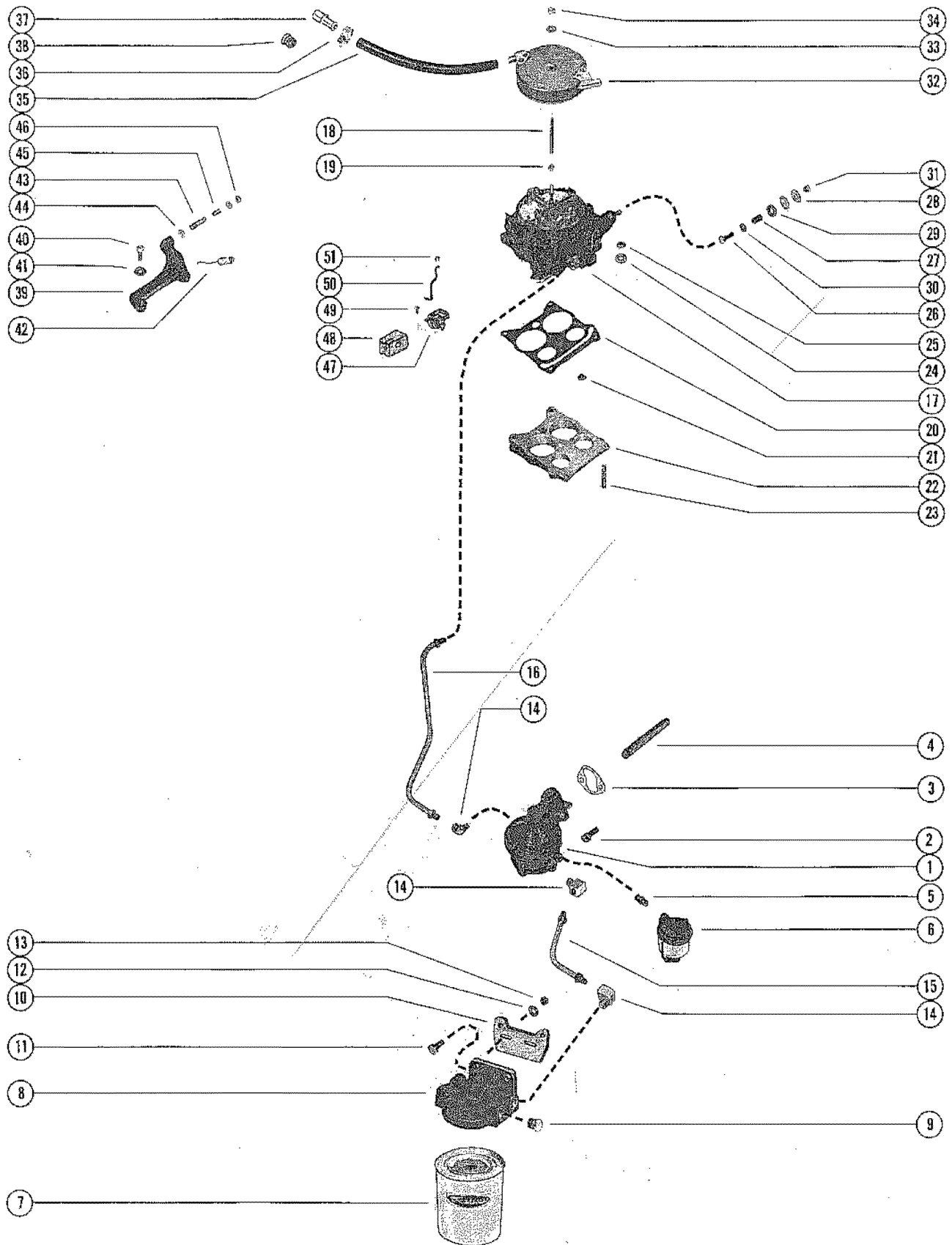
FUEL PUMP, FUEL FILTER AND CARBURETOR



FUEL PUMP, FUEL FILTER AND CARBURETOR

REF. NO.	PART NO.	SYM.	QTY.	DESCRIPTION
41	47957		2	CONNECTOR, VENT HOSE TO ROCKER COVER
42	25-59987		2	GROMMET, ROCKER COVER TO BENT HOSE CONNECTOR
43	57096		1	BRACKET, MOUNTING - THROTTLE CABLE
43A	10-35386		2	SCREW, THROTTLE CABLE BRACKET TO MANIFOLD
43B	12-20084		2	WASHER, THROTTLE CABLE BRACKET SCREW
44	24-32817		1	SPRING, THROTTLE RETURN
45	16-35897		1	STUD, THROTTLE CABLE TO MOUNTING BRACKET (1 11/16")
46	12-21631		2	WASHER, THROTTLE CABLE STUD
47	23-31866		1	SPACER, THROTTLE CABLE STUD
48	11-20586		1	NUT, THROTTLE CABLE STUD
49	59991		1	CHOKE, AUTOMATIC - CARBURETOR
50	59992		1	COVER, AUTOMATIC CHOKE
51	10-59994		1	SCREW, AUTOMATIC CHOKE THERMOSTAT (5/8")
52	59993		1	ROD, AUTOMATIC CHOKE
53	54-59989		1	CLIP, AUTOMATIC CHOKE ROD

FUEL PUMP, FUEL FILTER AND CARBURETOR

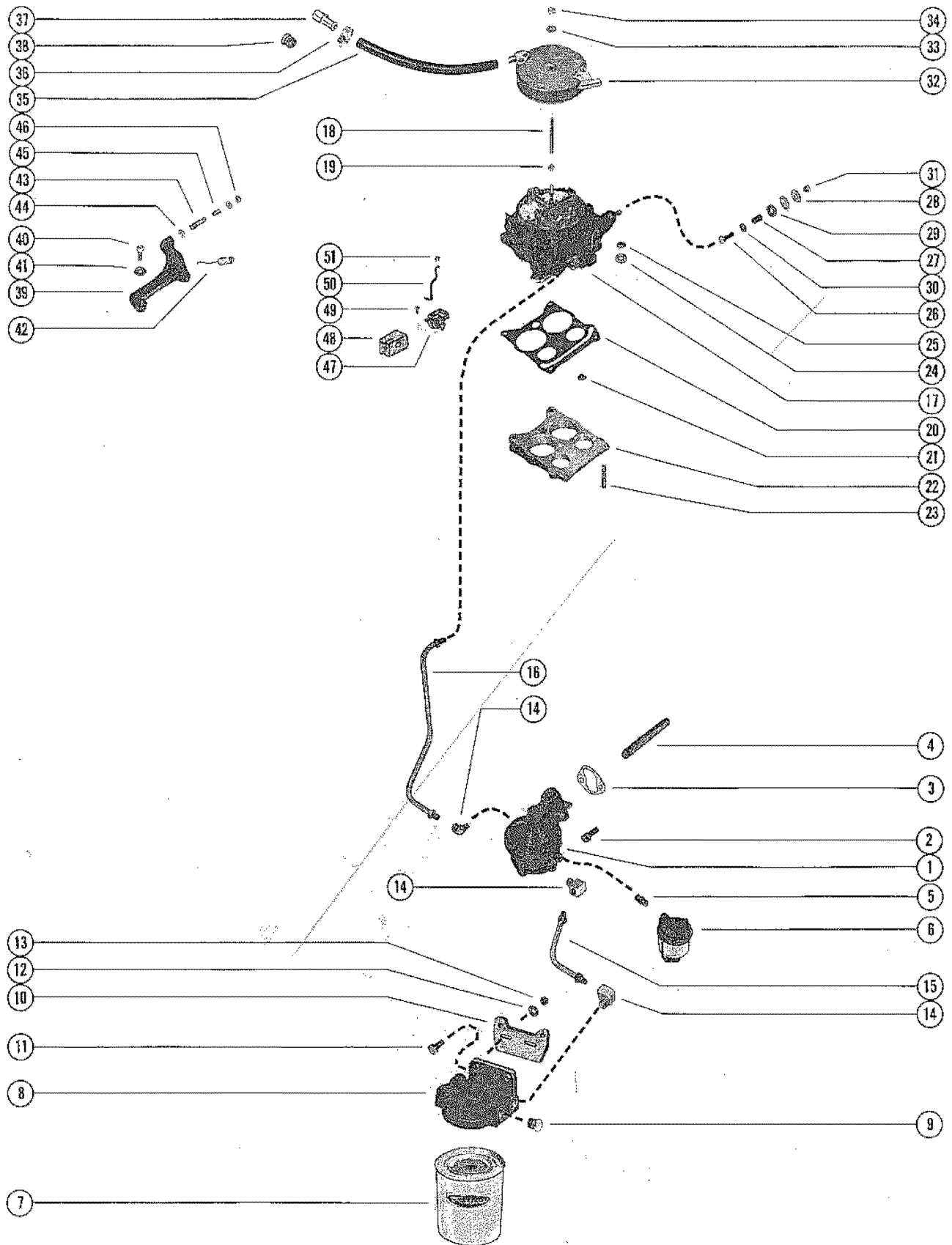


FUEL PUMP, FUEL FILTER AND CARBURETOR

REF. NO.	PART NO.	SYM.	QTY.	DESCRIPTION
1	63196		1	FUEL PUMP ASSEMBLY
2	10-35169		2	SCREW, FUEL PUMP TO CYLINDER BLOCK (1 1/8")
3	27-34213		1	GASKET, FUEL PUMP TO CYLINDER BLOCK
4	35377		1	ROD, PUSH - FUEL PUMP
5	22-32876		1	NIPPLE, SIGHT GLASS TO FUEL PUMP
6	47816		1	SIGHT GLASS
7	35-60494		1	FUEL FILTER
8	55481		1	BASE, FUEL FILTER
9	22-36382		2	PLUG, PIPE - FUEL FILTER
10	54646		1	BRACKET, MOUNTING - FUEL FILTER
11	10-20639		2	SCREW, FUEL FILTER TO MOUNTING BRACKET (1/2")
12	12-20084		2	WASHE, FUEL FILTER SCREW
13	11-35814		2	NUT, FUEL FILTER SCREW
14	22-33821		3	ELBOW, FUEL LINE TO FUEL PUMP AND FUEL FULTER
15	32-62872		1	FUEL FILTER TO FUEL PUMP (STEEL TUBING)
16	32-62873		1	FUEL LINE, FUEL PUMP TO CARBURETOR (STEEL TUBING)
17	1347-4533A1		1	CARBURETOR ASSEMBLY
18	16-33213		1	STUD, FLAME ARRESTOR MOUNTING - CARBURETOR
19	11-28941		1	NUT, JAM - FLAME ARRESTOR
20	27-52457		2	GASKET, CARBURETOR
21	22-48358		1	PLUG, INTAKE MANIFOLD VACUUM HOLE
22	53513		1	WEDGE, CARBURETOR MOUNTING
23	16-63332		2	SRUD, CARBURETOR MOUNTING (1 1/4")
	16-53722		2	STUD, CARBURETOR MOUNTING (4 3/8")
	16-54345		2	STUD, CARBURETOR MOUNTING (1 5-16")
24	12-20084		6	WASHER, CARBURETOR MOUNTING STUD
25	11-46793		6	NUT, CARBURETOR MOUNTING STUD
26	10-22958		1	SCREW, THROTTLE CABLE TO CARBURETOR (1 1/8")
27	23-57938		1	BUSHING, THROTTLE CABLE SCREW
28	12-24662		2	WASHER, THROTTLE CABLE SCREW
29	12-29245		1	WASHER, THROTTLE CABLE SCREW
30	12-20128		2	WASHER, THROTTLE CABLE SCREW
31	11-20190		1	NUT, THROTTLE CABLE SCREW
32	47833		1	FLAME ARRESTOR, CARBURETOR
33	12-22937		1	WASHER, FLAME ARRESTOR STUD
34	11-20586		1	NUT, FLAME ARRESTOR STUD
35	32-47996		1	HOSE, VENT - CABURETOR (9 3/4")
	32-47996		1	HOSE, VENT - CARBURETOR (8 1/4")
36	54-53101		4	CLAMP, VENT HOSE ATTACHING
37	47957		2	CONNECTOR, VENT HOSE TO ROCKER COVER
38	25-59987		2	GROMMET, ROCKER COVER TO VENT HOSE CONNECTOR
39	57096		1	, MOUNTING - THROTTLE CABLE
40	10-35386		2	SCREW, THROTTLE CABLE BRACKET TO MANIFOLD

CONTINUED ON NEXT PAGE ➡

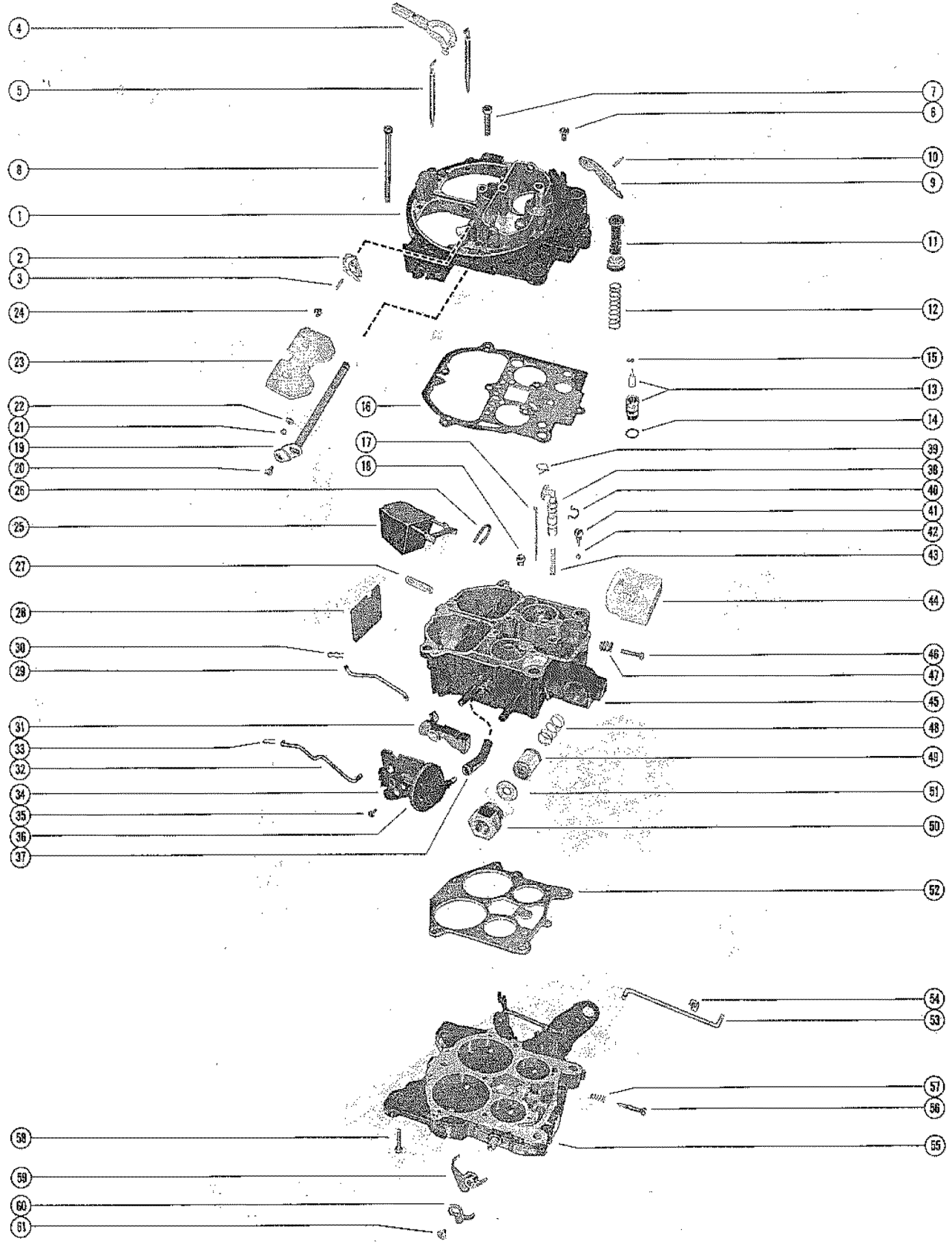
FUEL PUMP, FUEL FILTER AND CARBURETOR



FUEL PUMP, FUEL FILTER AND CARBURETOR

REF. NO.	PART NO.	SYM.	QTY.	DESCRIPTION
41	12-20084		2	WASHER, THROLLER CABLE BRACKET SCREW
42	24-32817		1	SPRING, THROTTLE RETURN
43	16-35897		1	STUD, THROTTLE CABLE TO MOUNTING BRAKET (1 11/16")
44	12-21631		2	WASHER, THROTTLE CABLE STUD
45	23-31866		1	SPACER, THROTTLE CABLE STUD
46	11-20586		1	NUT, THROLLE CABLE STUD
47	66196		1	CHOKE, AUTOMATIC - CARBURETOR SERIAL 03469128-03640670
	66205		1	CHOKE, AUTOMATIC - CARBURETOR SERIAL 03640671-09999999
48	66198		1	COVER, AUTOMATIC CHOKE
49	10-48360		1	SCREW, AUTOMATIC CHOKE THERMOSTAT (5/8")
50	33197		1	ROD, AUTOMATIC CHOKE
51	54-59989		1	CLIP, AUTOMATIC CHOKE ROD

CARBURETOR ASSEMBLY, COMPLETE

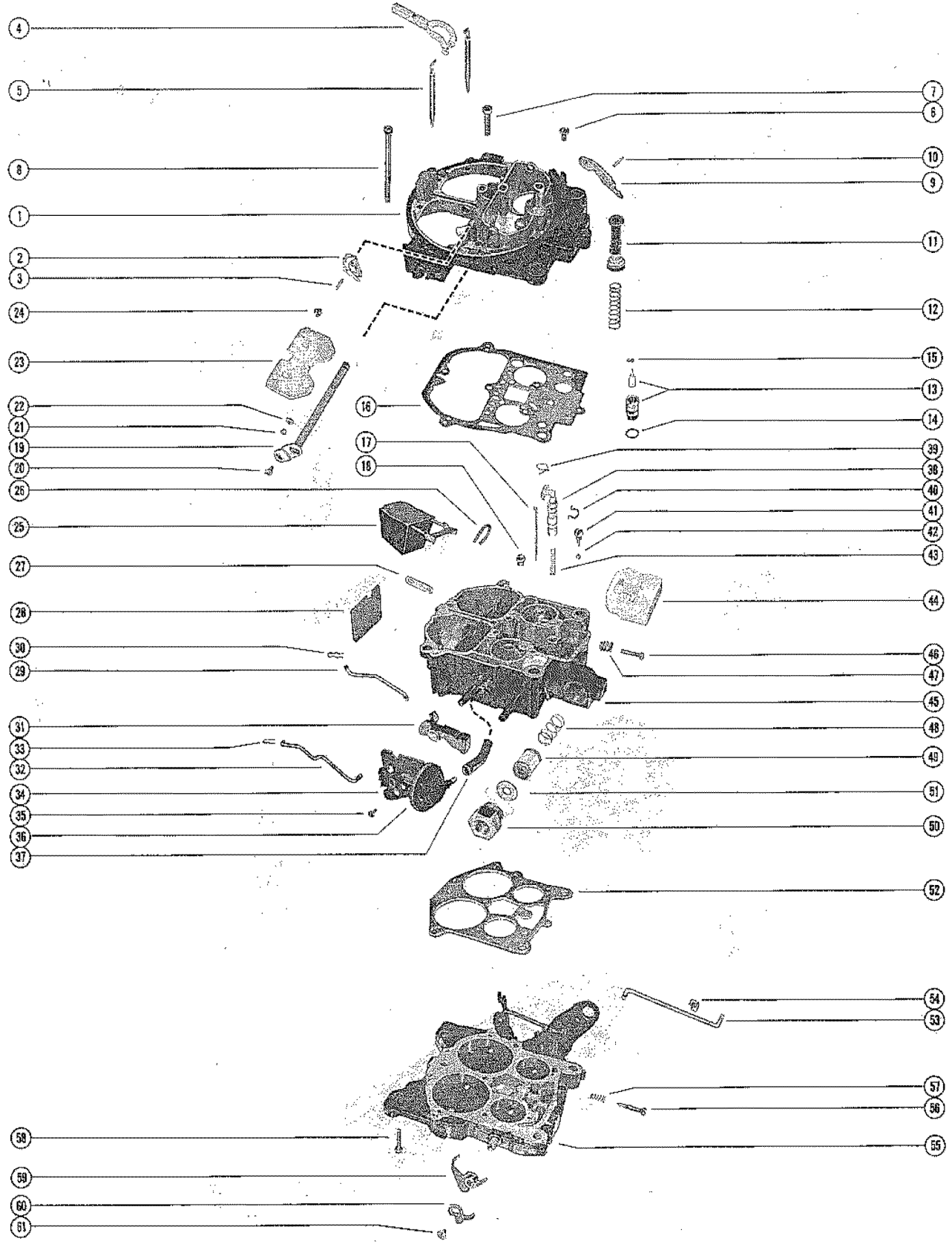


CARBURETOR ASSEMBLY, COMPLETE

REF. NO.	PART NO.	SYM.	QTY.	DESCRIPTION
-	1347-3342		1	CARBURETOR ASSEMBLY, COMPLETE(AUTOMATICV CHOKE SERIAL 00000000-03042730
-	1347-3689A1		1	CARBURETOR ASSEMBLU, COMPLETE ELECTROC CHOKE
-	1347-4533A1		1	CARBURETOR ASSEMBLY, COMPLETE(AUTOMATIC CHOKE SERIAL 03042731-09999999
1	1397-3310		1	AIR HOR ASSEMBLY(AUTOMATIC CHOKE ELECTRIC CHOKE SERIAL 00000000-03042730
	1397-4585		1	AIR HORN ASSEMBLE(AUTOMATIC CHOKE ELECTRIC CHOKE SERIAL 03042731-09999999
2	1397-3314		1	LEVER, AIR VALVE LOCKOUT (AUTOMATIC CHOKE SERIAL 00000000-03042730
3			1	ROLL PINM LOCKOUT LEVER SERIAL 00000000-03042730
4	1397-3313		1	HOLDER KIT, SECONDARY METERING ROD
5	1397-3312		2	METERING ROD, SECONDARY(AUTOMATIC CHOKE ELECTRIC CHOKE SERIAL 00000000-03042730
	1397-3338		2	METERING ROD, SECONDARY(AUTOMATIC CHOKE SERIAL 03042731-09999999
6	10-48137		2	SCREW, AIR HORN TO FLOAT BOWL (3/8")
7	10-34370		5	SCREW, AIR HORN TO FLOAT BOWL (1")
8	10-48395		2	SCREW, AIR HORN TO FLOAT BOWL (3")
9	1397-3311		1	LEVER, ACRUATING - PUMP(AUTOMATIC CHOKE SERIAL 00000000-03042730
	1397-4586		1	LEVER, ACTUATING - PUMP(AUTOMATIC CHOKE SERIAL 03042731-09999999
10			1	ROLL PIN, HINGE - PUMP LEVER
11			1	PUMP ASSEMBLY
12			1	SPRING, PUMP RETURN
13			1	NEEDLE AND SEAT ASSEMBLY
14			1	GASKETM NEEDLE AND SEAT
15			1	PULL CLIP, FLOAT NEEDLE
16			1	GASKET, AIR HORN
17			2	METERING ROD, PRIMARY
18			2	JET, PRIMARY
19	1397-3321		1	CHOKE SHAFT AND LEVER ASSEMBLY(AUTOMATIC CHOKE SERIAL 00000000-03042730
	1397-4326		1	CHOKE SHAFT AND LEVER ASSEMBLY(AUTOMATIC CHOKE SERIAL 00000000-03042730
-	52730		1	CHOKE LEVER ELECTRIC CHOKE
20	10-27881		1	SCREW, CHOKE LEVER ATTACHING ELECTRIC CHOKE
21	13-26994		1	LOCKWASHER, CHOKE LEVER SCREW ELECTRIC CHOKE
22	11-21270		1	NUT, CHOKE LEVER SCREW ELECTRIC CHOKE
23	1397-3322		1	VALVE, CHOKE - CHOKE SHAFT(AUTOMATIC CHOKE SERIAL 00000000-03042730
	1397-3632		1	VALVE, CHOKE - CHOKE SHAFT(ELECTRIC CHOKE)
	1397-4587		1	VALVE, CHOKE - CHOKE SHAFT(AUTOMATIC CHOKE SERIAL 03042731-09999999
24	10-48139		2	SCREW, CHOKE VALVE TO CHOKE SHAFT

CONTINUED ON NEXT PAGE ➡

CARBURETOR ASSEMBLY, COMPLETE

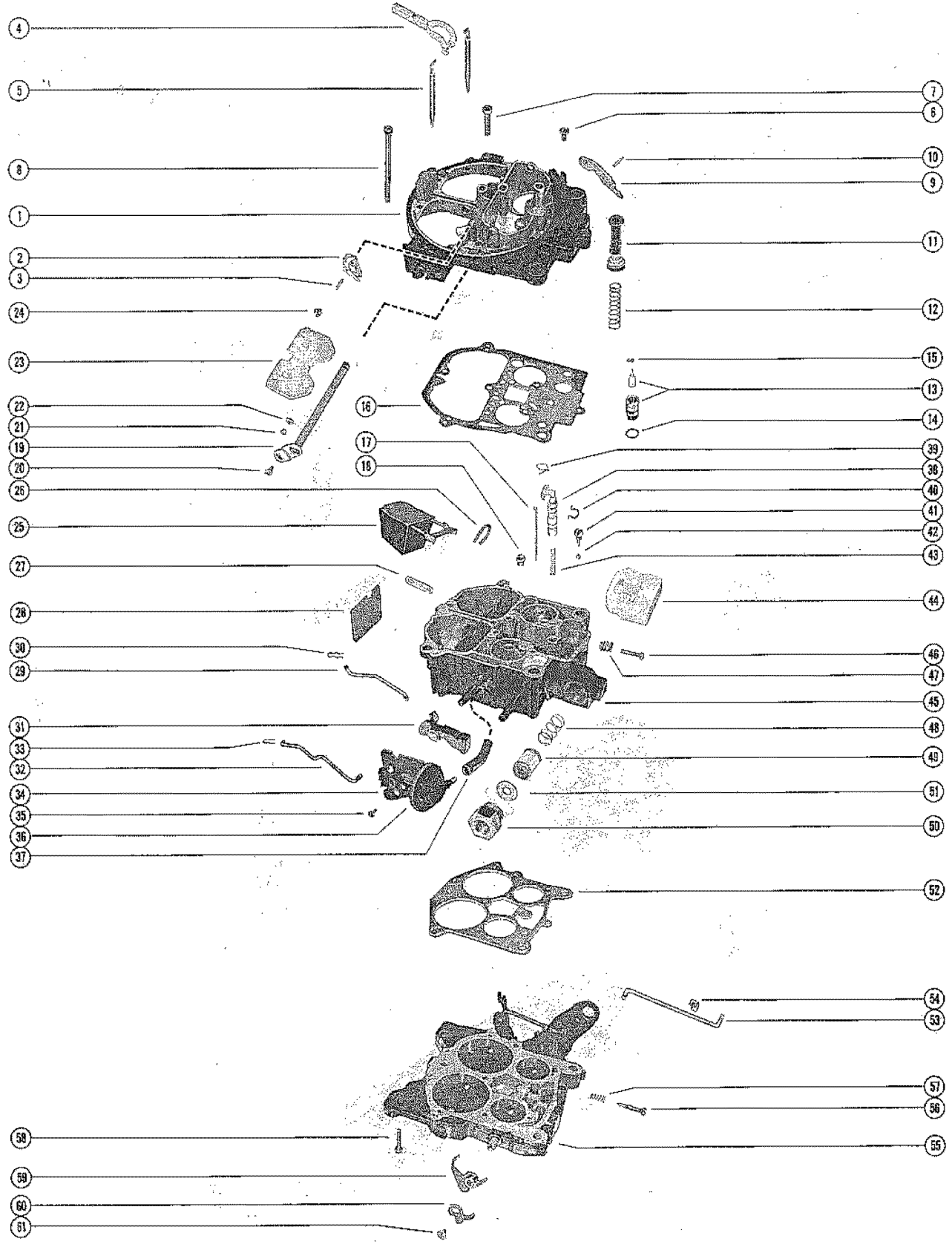


CARBURETOR ASSEMBLY, COMPLETE

REF. NO.	PART NO.	SYM.	QTY.	DESCRIPTION
25	1397-3327		1	FLOAT ASSEMBLY
26	17-48140		1	PIN, HINGE - FLOAT
27	1397-3323		1	LEVER, INTERMEDIATE CHOKE
28	1397-3332		1	BATTLE, FLOAT BOWL
29	1397-3324		1	ROD, CHOKE
30			1	CLIP, CHOKE ROD
31	1397-3319		1	CAM, FAST IDLE(AUTOMATIC CHOKE SERIAL 00000000-03042730)
32	1397-3318		1	ROD, VACUUM CONTROL
33			1	CLIP, VACUUM CONTROL ROD
34	1397-3316		1	BRACKET ASSEMBLY, VACUUM CONTROL(AUTOMATIC CHOKE SERIAL 00000000-03042730)
	1397-3339		1	BRACKET ASSEMBLY, VACCUUM CONTROL(AUTOMATIC CHOKE ELECTRIC CHOKE SERIAL 03042731-09999999)
35	10-48138		1	SCREW, VACUUM CONTROL BRACKET TO FLOAT BOWL
36	1397-3317		1	CONTROL ASSEMBLY, VACUUM
37	1397-3320		1	HOSE BACUUM
38	1397-3328		1	POWER PISTON ASSEMBLY
39	24-48142		1	SPRING, METERING ROD - PRIMARY
40	1397-3329		1	RETAINER, POWER PISTON
41	1397-3326		1	RETAINER, PUMP DISCHARGE BALL
42			1	BALL, PUMP DISCHARGE
43	24-48141		1	SPRING, POWER PISTON
44	1397-3331		1	INSERT, FLOAT BOWL
45	1397-3325		1	FLOAT BOWL ASSEMBLY
46	10-48144		1	SCREW, IDLE STOP
47	24-34373		1	SPRING, IDLE STOP SCREW
48	24-48143		1	SPRING, FILTER NUT
49	35-53336		1	FILTER, FUEL INLET
50	1397-3330		1	NUT, FILTER - FUEL INLET
51			1	GASKET, FILTER NUT
52			1	GASKET, THROTTLE BODY
53	1397-3333		1	ROD, PUMP
54			1	CLIP, PUMP ROD
55	1397-3334		1	THROTTLE BODY ASSEMBLY(AUTOMATIC CHOKE SERIAL 00000000-03042730)
	1397-4588		1	THROTTLE BODY ASSEMBLY(AUTOMATIC CHOKE SERIAL 03042731-09999999)
56			2	IDLE NEEDLE, THROTTLE BODY
57	24-33050		2	SPRING, IDLE NEEDLE
58	10-48145		3	SCREW, THROTTLE BODY TO FLOAT BOWL(AUTOMATIC CHOKE - SERIAL
	1379-4333		3	SREW, THROTTLE BODY TO FLOAT BOWL(AUTOMATIC CHOKE - SERIAL

CONTINUED ON NEXT PAGE ➡

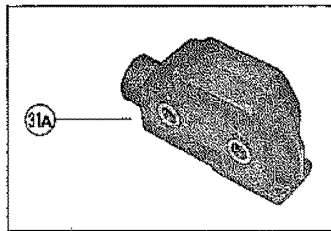
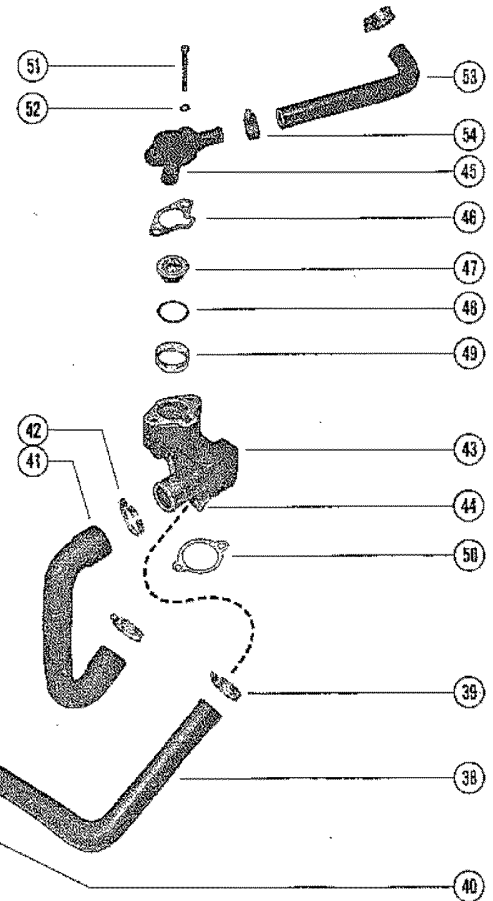
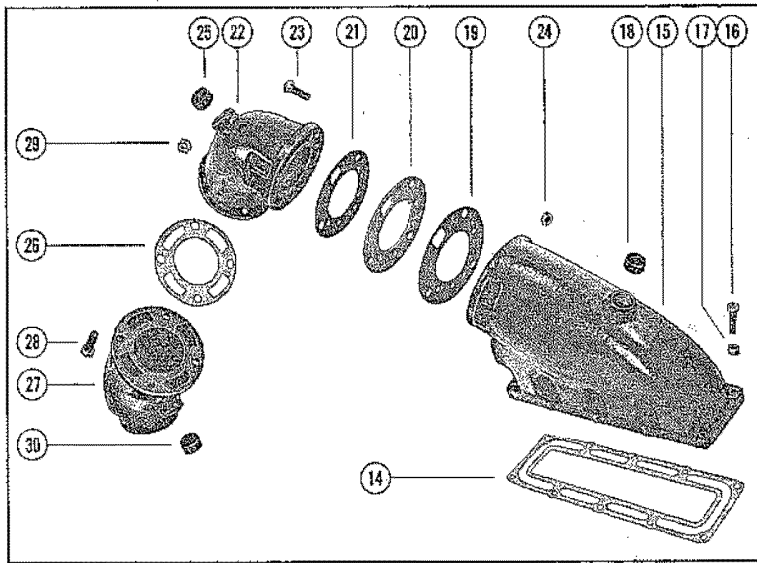
CARBURETOR ASSEMBLY, COMPLETE



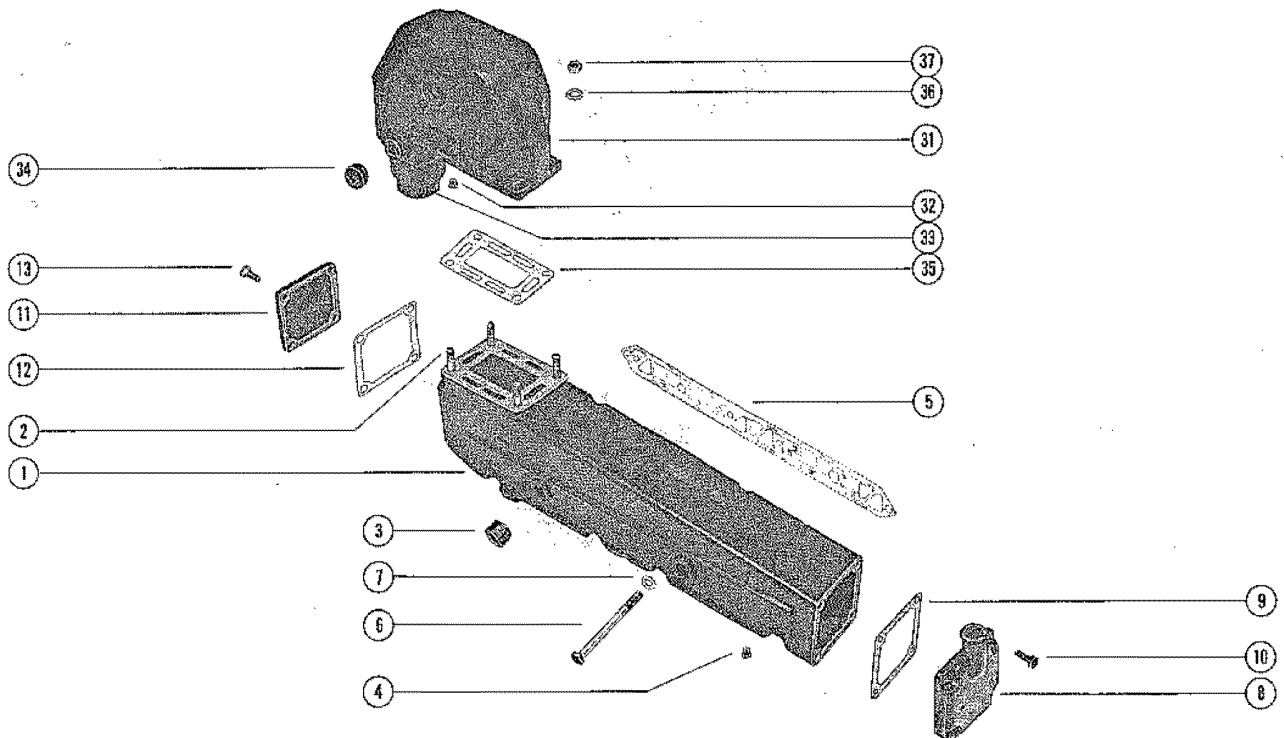
CARBURETOR ASSEMBLY, COMPLETE

REF. NO.	PART NO.	SYM.	QTY.	DESCRIPTION
59	1397-3335		1	LEVER, CAM (AUTOMATIC CHOKE) ELECTRIC CHOKE SERIAL 00000000-03042730
60	1397-3336		1	LEVER, FAST IDLE ELECTRIC CHOKE SERIAL 00000000-03042730
61	10-48146		1	SCREW, LEVER AND CAM TO THROTTLE BODY ELECTRIC CHOKE SERIAL 00000000-03042730
-	1397-3315		1	SPRING AND CAM KIT, AIR VALVE
-	1397-3306		1	OVERHAUL KIT
-	1397-3309		1	GASKET SET
-	1397-3465		1	OFF ENGINE KIT

EXHAUST MANIFOLD AND EXHAUST ELBOW



TO FLYWHEEL HOUSING

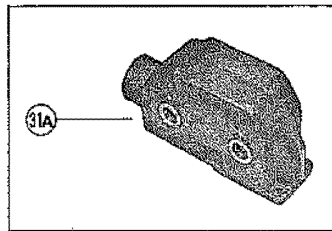
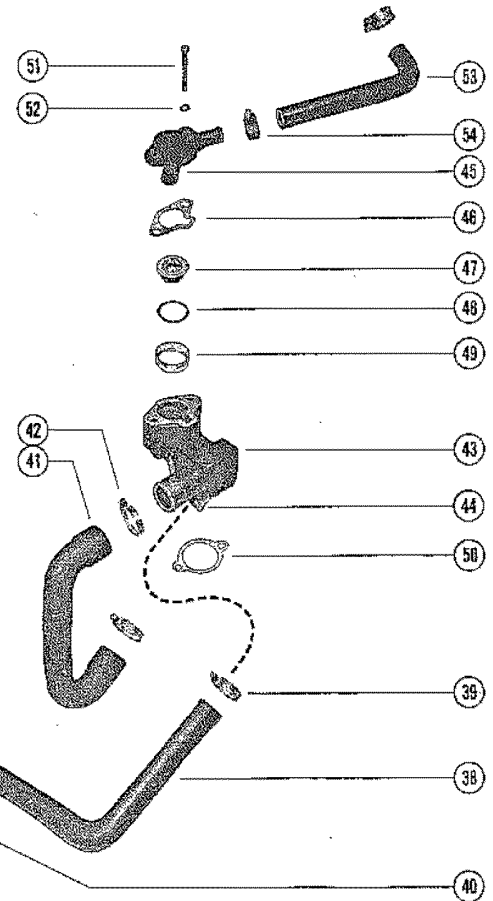
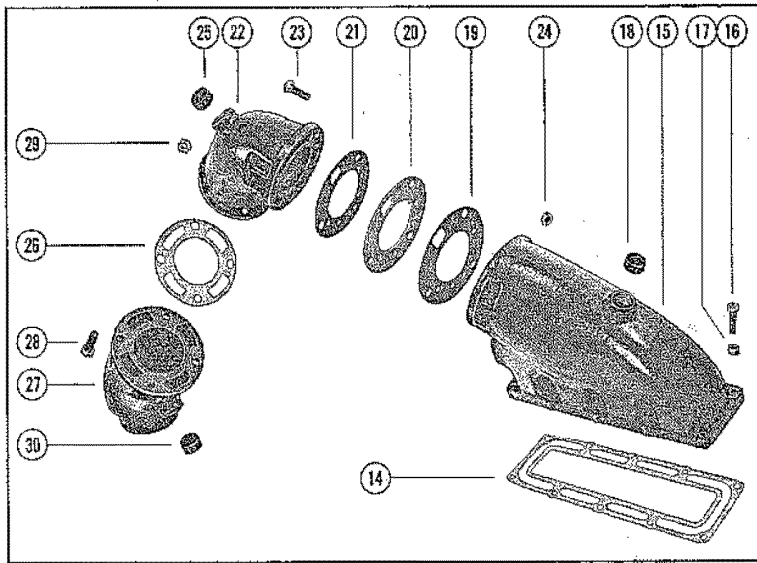


EXHAUST MANIFOLD AND EXHAUST ELBOW

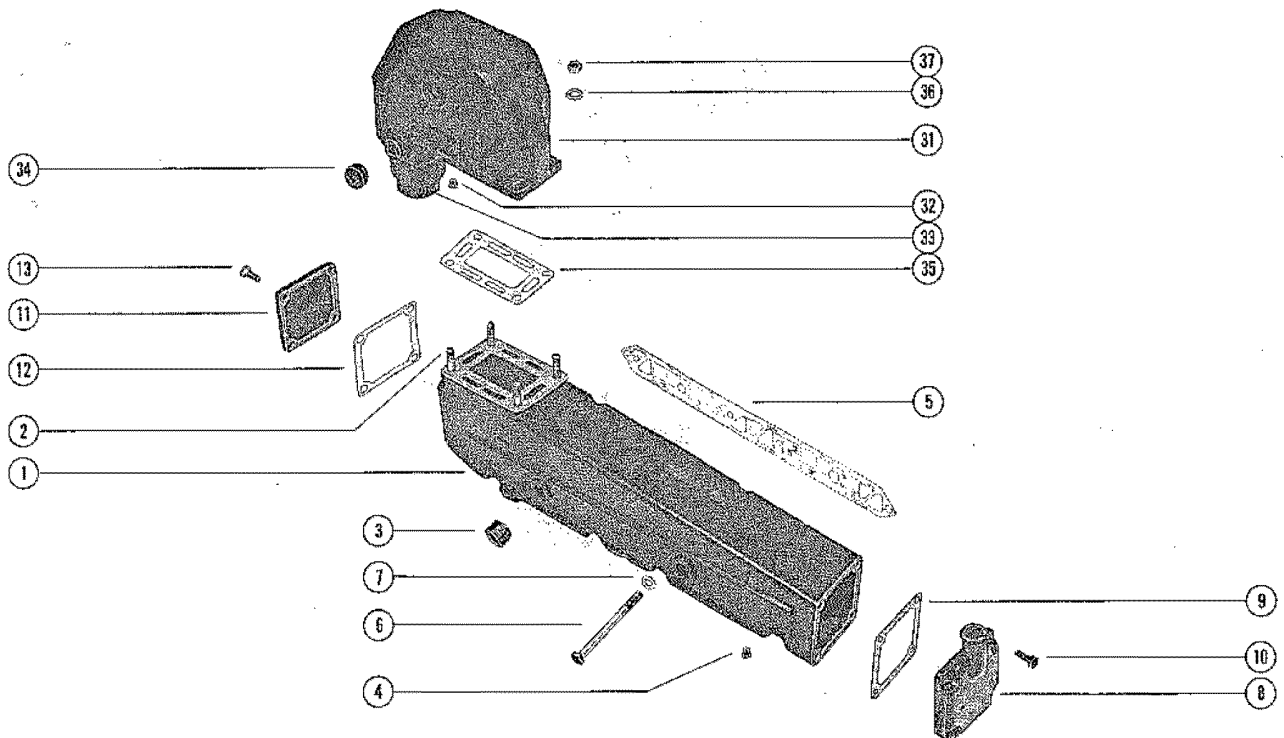
REF. NO.	PART NO.	SYM.	QTY.	DESCRIPTION
1	47735A1		1	EXHAUST MANIFOLD ASSEMBLY, PORT SEE NOTE SERIAL 02313965-09999999
	47736A1		1	EXHAUST MANIFOLD ASSEMBLY, STARBOARD SEE NOTE SERIAL 02313965-09999999
2	16-49545		8	STUD, EXHAUST MANIFOLD TO EXHAUST ELBOW (1 3/4") SEE NOTE SERIAL 02313965-09999999
3	22-48118		6	PLUG, EXHAUST MANIFOLD SEE NOTE SERIAL 02313965-09999999
4	22-32802		2	PLUG, PIPE - EXHAUST MANIFOLD SEE NOTE SERIAL 02313965-09999999
5	27-46820		2	GASKET, EXHAUST MANIFOLD TO CYLINDER HEAD SEE NOTE SERIAL 02313965-09999999
6	10-26632		14	SCREW, EXHAUST MANIFOLD TO CYLINDER HEAD (1 1/4") SERIAL 00000000-02313964
	10-31827		2	SCREW, EXHAUST MANIFOLD TO CYLINDER HEAD (3") SERIAL 00000000-02313964
7	12-20553		16	WASHER, EXHAUST MANIFOLD SCREW SERIAL 00000000-02313964
8	38731		2	END CAP/CONNECTOR, EXHAUST MANIFOLD (FRONT) SERIAL 00000000-02313964
9	27-34345		2	GASKET, END CAP/CONNECTOR TO EXHAUST MANIFOLD SERIAL 00000000-02313964
10	10-24234		4	SCREW, END CAP/CONNECTOR TO EXHAUST MANIFOLD (1") SERIAL 00000000-02313964
	10-25299		4	SCREW, END CAP/CONNECTOR TO EXHAUST MANIFOLD (3/4") SERIAL 00000000-02313964
11	34251		2	END CAP, EXHAUST MANIFOLD (REAR) SERIAL 00000000-02313964
12	27-34345		2	GASKET, END CAP TO EXHAUST MANIFOLD SERIAL 00000000-02313964
13	10-24234		8	SCREW, END CAP TO EXHAUST MANIFOLD (1") SERIAL 00000000-02313964
14	27-37296		2	GASKET, EXHAUST ELBOW SERIAL 00000000-02313964
15	37298		2	ELBOW, EXHAUST SERIAL 00000000-02313964
16	10-37258		20	SCREW, EXHAUST ELBOW TO EXHAUST MANIFOLD (1 1/4") SERIAL 00000000-02313964
17	11-28770		20	NUT, EXHAUST ELBOW SCREW SERIAL 00000000-02313964
18	22-33198		2	PLUG, PIPE - EXHAUST ELBOW SERIAL 00000000-02313964
19	27-35671		2	GASKET, EXHAUST ELBOW TO FACE PLATE SERIAL 00000000-02313964
20	35672		2	PLATE, FACE - EXHAUST ELBOW TO UPPER EXHAUST ELBOW SERIAL 00000000-02313964
21	27-35671		2	GASKET, UPPER EXHAUST ELBOW TO FACE PLATE SERIAL 00000000-02313964
22	35674		2	ELBOW, EXHAUST - UPPER SERIAL 00000000-02313964
23	10-21951		6	SCREW, UPPER EXHAUST ELBOW TO EXHAUST ELBOW SERIAL 00000000-02313964
24	11-25269		6	NUT, UPPER EXHAUST ELBOW SCREW SERIAL 00000000-02313964

CONTINUED ON NEXT PAGE ➡

EXHAUST MANIFOLD AND EXHAUST ELBOW



TO FLYWHEEL HOUSING

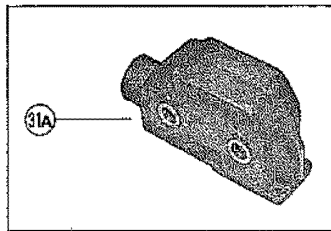
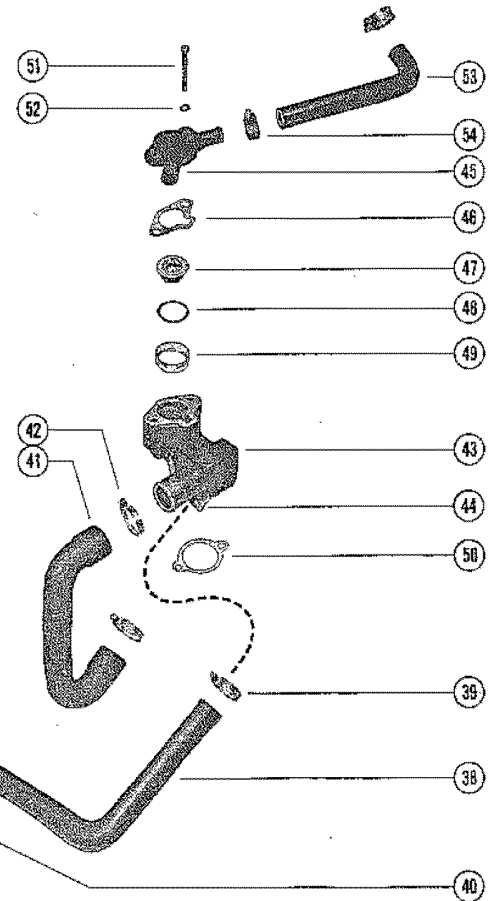
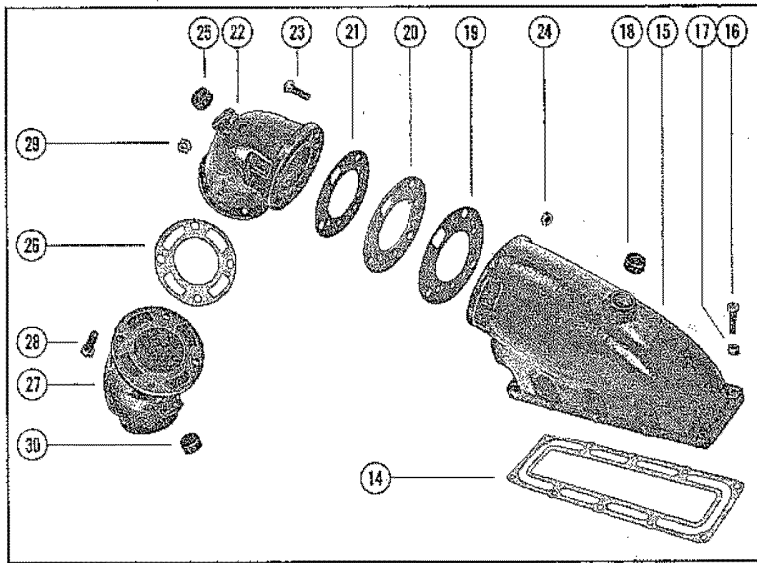


EXHAUST MANIFOLD AND EXHAUST ELBOW

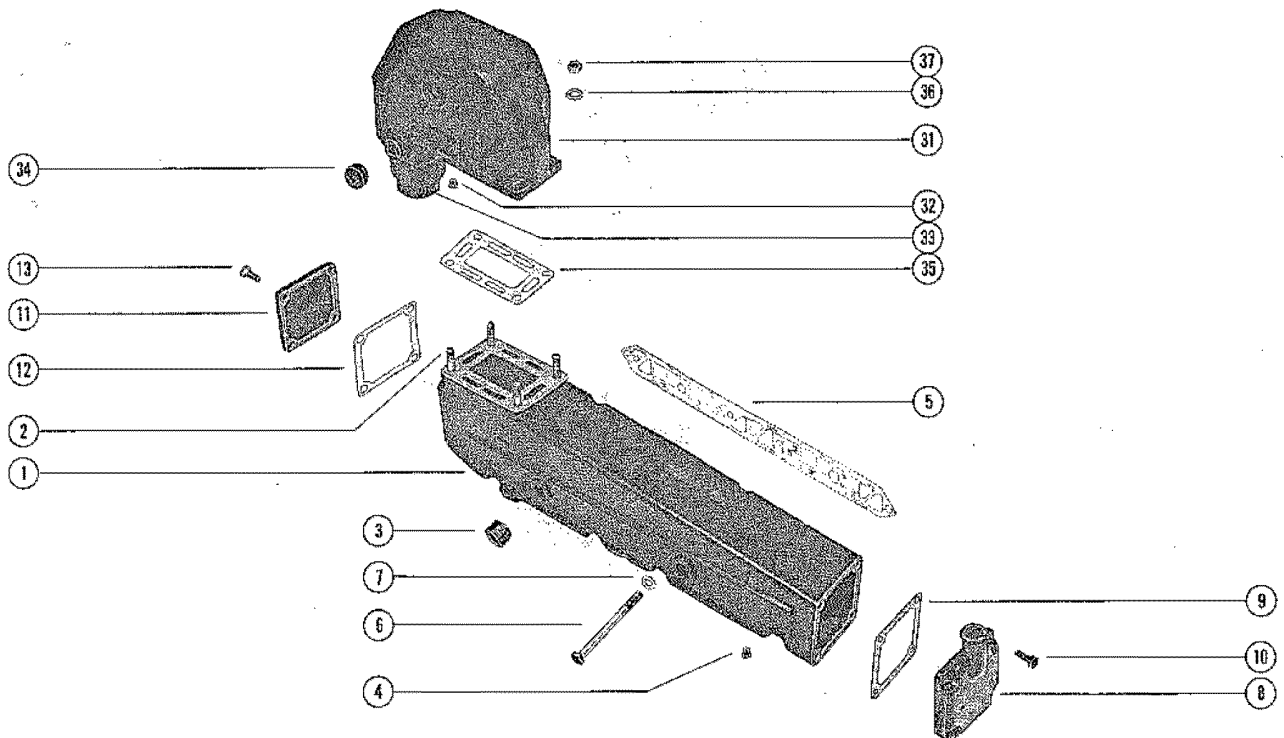
REF. NO.	PART NO.	SYM.	QTY.	DESCRIPTION
25	22-33198		2	PLUG, PIPE - UPPER EXHAUST ELBOW SERIAL 0000000-02313964
26	27-35673		2	GASKET, UPPER EXHAUST ELBOW TO LOWER EXHAUST ELBOW SERIAL 0000000-02313964
27	35675		2	ELBOW, EXHAUST - LOWER SERIAL 0000000-02313964
28	10-21951		8	SCREW, UPPER EXHAUST ELBOW TO LOWER EXHAUST ELBOW (1 1/4") SERIAL 0000000-02313964
29	11-25269		8	NUT, LOWER EXHAUST ELBOW SCREW SERIAL 0000000-02313964
30	22-33198		4	PLUG, PIPE - LOWER EXHAUST ELBOW SERIAL 0000000-02313964
6	10-37612		8	SCREW, EXHAUST MANIFOLD TO CYLINDER HEAD (1 1/4") SERIAL 02313965-09999999
	10-26486		8	SCREW, EXHAUST MANIFOLD TO CLINDER HEAD (2 3/8") SERIAL 02313965-09999999
8	48044		2	END CAP/CONNECTOR, EXHAUST MANIFOLD (FRONT) SERIAL 0000000-02508318
	52999		2	END CAP/CONNECTOR, EXHAUST MANIFOLD (FRONT) SERIAL 02313965-09999999
9	27-48043		2	GASKET, END CAP/CONNECTOR TO EXHAUST MANIFOLD SERIAL 02313965-09999999
10	10-25038		8	SCREW, END CAP/CONNECTOR TO EXHAUST MANIFOLD (7/8") SERIAL 0000000-02508318
	10-35386		6	SCREW, END CAP/CONNECTOR TO EXHAUST MANIFOLD (1") SERIAL 02313965-09999999
	10-53016		2	SCREW, END CAP/CONNECTOR TO EXHAUST MANIFOLD (1 1/4") SERIAL 02313965-09999999
11	48045		2	END CAP, EXHAUST MANIFOLD (REAR) SERIAL 0000000-02760341
	54870		2	END CAP, EXHAUST MANIFOLD (REAR) SERIAL 02313965-09999999
12	27-48043		2	GASKET, END CAP TO EXHAUST MANIFOLD SERIAL 02313965-09999999
13	10-25038		8	SCREW, END CAP TO EXHAUST MANIFOLD (7/8") SERIAL 02313965-09999999
31	47877A1		2	EXHAUST ELBOW ASSEMBLY (STERN DRIVE) SERIAL 02313965-09999999
31A	48101A1		2	EXHAUST ELBOW ASSEMBLY (INBOARD) SERIAL 02313965-09999999
32	22-32802		2	PLUG, PIPE - EXHAUST ELBOW SERIAL 02313965-09999999
33	32-49705		2	TUBE, WATER SEPARATION - EXHAUST ELBOW SERIAL 02313965-09999999
34	22-48118		8	PLUG, EXHAUST ELBOW SERIAL 02313965-09999999
35	27-48042		2	GASKET, EXHAUST ELBOW TO EXHAUST MANIFOLD SERIAL 02313965-09999999
36	13-37459		8	LOCKWASHER, EXHAUST.ELGOW TO EXHAUST MANIFOLD STUD SERIAL 02313965-09999999

CONTINUED ON NEXT PAGE ➡

EXHAUST MANIFOLD AND EXHAUST ELBOW



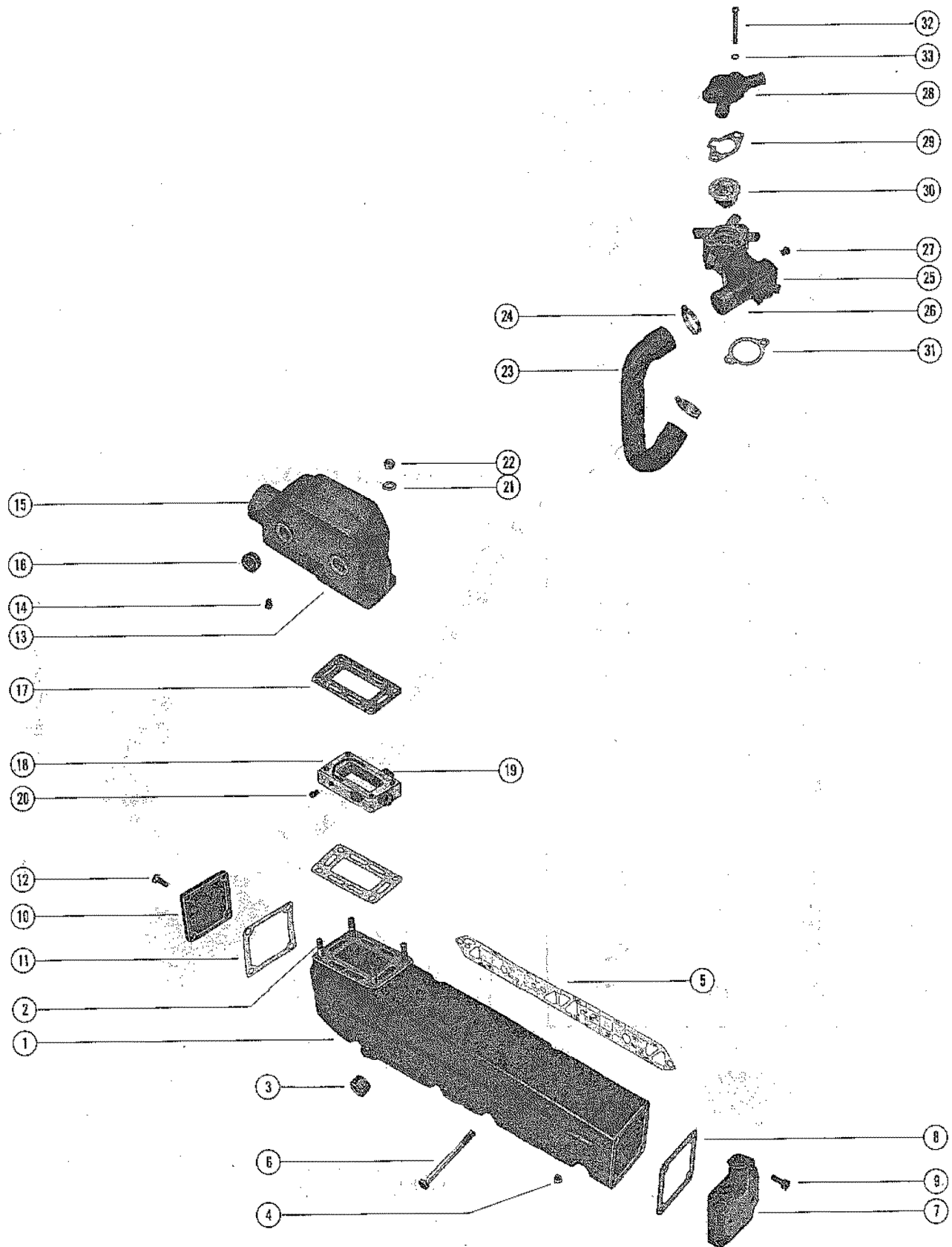
TO FLYWHEEL HOUSING



EXHAUST MANIFOLD AND EXHAUST ELBOW

REF. NO.	PART NO.	SYM.	QTY.	DESCRIPTION
37	11-49838		8	NUT, EXHAUST ELBOW TO EXHAUST MANIFOLD STUD SERIAL 02313965-09999999
38	32-47650		1	HOSE, OIL COOLER TO THERMOSTAT HOUSING
39	54-32780		2	CLAMP, HOSE TO OIL COOLER AND THERMOSTAT HOUSING
40	54-47715		2	CLIP, HOSE TO CYLINDER BLOCK
41	32-46828		1	HOSE, THERMOSTAT HOUSING TO WATER PUMP
42	54-32781		2	CLAMP, HOSE TO THERMOSTAT HOUSING AND WATER PUMP
43	47479A1		1	THERMOSTAT HOUSING ASSEMBLY SERIAL 00000000-02313964
44	23-47511		1	SLEEVE, THERMOSTAT HOUSING SERIAL 00000000-02313964
45	47442--1		1	COVER, THERMOSTAT HOUSING SERIAL 00000000-02313964
46	27-47509		1	GASKET, THERMOSTAT HOUSING (UPPER) SERIAL 00000000-02313964
43	49966A1		1	THERMOSTAT HOUSING ASSEMBLY - AUTOMATIC CHOKE SERIAL # SERIAL 02313965-09999999
	52852A1		1	THERMOSTAT HOUSING ASSEMBLY - ELECTRIC CHOKE SERIAL 02313965-09999999
44	23-47511		1	SLEEVE, THERMOSTAT HOUSING SERIAL 02313965-09999999
45	47442		1	COVER, THERMOSTAT HOUSING SERIAL 02313965-09999999
46	27-48818		1	GASKET, THERMOSTAT HOUSING (UPPER) SERIAL 02313965-09999999
47	35884		1	THERMOSTAT
48	27-47510		1	GASKET, THEROSTAT (MIDDLE)
49	23-47508		1	SLEEVE, THERMOSTAT HOUSING
50	27-53045		1	GASKET, THERMOSTAT HOUSING TO MANIFOLD (LOWER)
51	10-35785		2	SCREW, THERMOSTAT HOUSING TO WATER METERING HOUSING (3 1/4") SERIAL 00000000-02313964
	10-48115		2	SCREW, THERMOSTAT HOUSING TO WATER METERING HOUSING (3 1/2") SERIAL 02313965-09999999
52	13-37459		2	LOCKWASHER, THERMOSTAT HOUSING SCREW
53	32-35840		1	HOSE, THERMOSTAT HOUSING TO EXHAUST MANIFOLD (PORT) SERIAL 00000000-02313964
	32-39758		1	HOSE, THERMOSTAT HOUSING TO EXHAUST MANIFOLD (STARBOARD) SERIAL 00000000-02313964
54	54-32880		4	CLAMP, HOSE TO THERMOSTAT HOUSING AND EXHAUST MANIFOLD SERIAL 00000000-02313964
53	32-48132		2	HOSE, THERMOSTAT HOUSING TO EXHAUST MANIFOLD SERIAL 02313965-09999999
54	54-32880		4	CLAMP, HOSE TO THERMOSTAT HOUSING AND EXHAUST MANIFOLD SERIAL 02313965-09999999

EXHAUST MANIFOLD AND EXHAUST ELBOW



EXHAUST MANIFOLD AND EXHAUST ELBOW

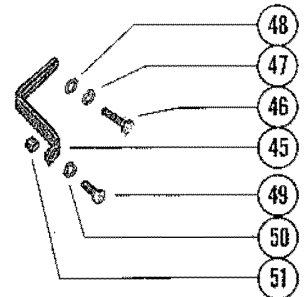
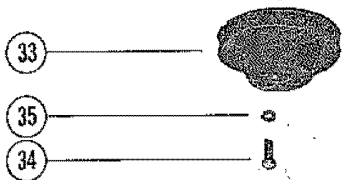
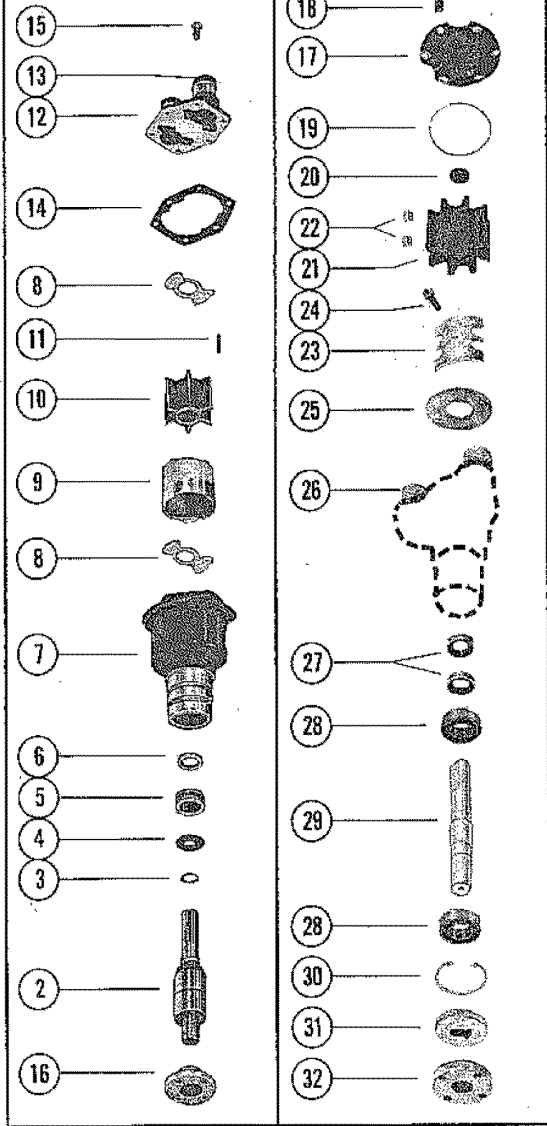
REF. NO.	PART NO.	SYM.	QTY.	DESCRIPTION
1	47735A1		1	EXHAUST MANIFOLD ASSEMBLY, PORT
	47736A1		1	EXHAUST MANIFOLD ASSEMBLY, STARBOARD
2	16-52988		8	STUD, EXHAUST MANIFOLD TO EXHAUST ELBOW (3 1/4")
3	22-48118		6	PLUG, EXHAUST MANIFOLD
4	22-32802		2	PLUG, PIPE - EXHAUST MANIFOLD
5	27-46820		2	GASKET, EXHAUST MANIFOLD TO CYLINDER HEAD
6	10-37612		8	SCREW, EXHAUST MANIFOLD TO CYLINDER HEAD (1 1/4")
	10-26486		8	SCREW, EXHAUST MANIFOLD TO CYLINDER HEAD (2 3/8")
7	60252		2	END CAP/CONNECTOR, EXHAUST MANIFOLD (FRONT)
8	27-48043		2	GASKET, END CAP/CONNECTOR TO EXHAUST MANIFOLD
9	10-35386		6	SCREW, END CAP/CONNECTOR TO EXHAUST MANIFOLD (1")
	10-53016		2	SCREW, END CAP/CONNECTOR TO EXHAUST MANIFOLD (1 1/4")
10	54870		2	END CAP, EXHAUST MANIFOLD (REAR)
11	27-48043		2	GASKET, END CAP TO EXHAUST MANIFOLD
12	10-25038		8	SCREW, END CAP TO EXHAUST MANIFOLD (7/8")
13	48101A4		2	EXHAUST EXHAUST ELBOW ASSEMBLY
14	22-32802		2	PLUG, PIPE - EXHAUST ELBOW
15	32-58616A1		2	TUBE, WATER SEPARATION - EXHAUST ELBOW
16	22-48118		8	PLUG, EXHAUST ELBOW
17	27-48042		4	GASKET, EXHAUST ELBOW TO EXHAUST MANIFOLD
18	60390A1		1	WATER DISTRIBUTION HOUSING ASSEMBLY (STARBOARD)
	60391A1		1	WATER DISTRIBUTION HOUSING ASSEMBLY (PORT)
19	23-52020		4	SLEEVE, WATER DISTRIBUTION HOUSING
20	22-32802		2	PLUG, PIPE - WATER DISTRIBUTION HOUSING
21	13-37459		8	LOCKWASHER, EXHAUST ELBOW TO EXHAUST MANIFOLD STUD
22	11-49838		8	NUT, EXHAUST ELBOW TO EXHAUST MANIFOLD STUD
23	32-46828		1	HOSE, THERMOSTAT HOUSING TO WATER PUMP
24	54-32781		2	CLAMP, HOSE TO THERMOSTAT HOUSING AND WATER PUMP
25	59862A1		1	THERMOSTAT HOUSING ASSEMBLY
26	23-47511		1	SLEEVE, THERMOSTAT HOUSING
27	22-47540		2	PLUG, THERMOSTAT HOUSING
28	47442		1	COVER, THERMOSTAT HOUSING
29	27-48818		1	GASKET, THERMOSTAT HOUSING (UPPER)
30	59137		1	THERMOSTAT
31	27-53045		1	GASKET, THERMOSTAT HOUSING TO MANIFOLD (LOWER)
32	10-33389		2	SCREW, THERMOSTAT HSG. TO WATER METERING HSG. (3 1/2")
33	13-37459		2	LOCKWASHER, THERMOSTAT HOUSING SCREW

WATER PUMP ASSEMBLY, COMPLETE

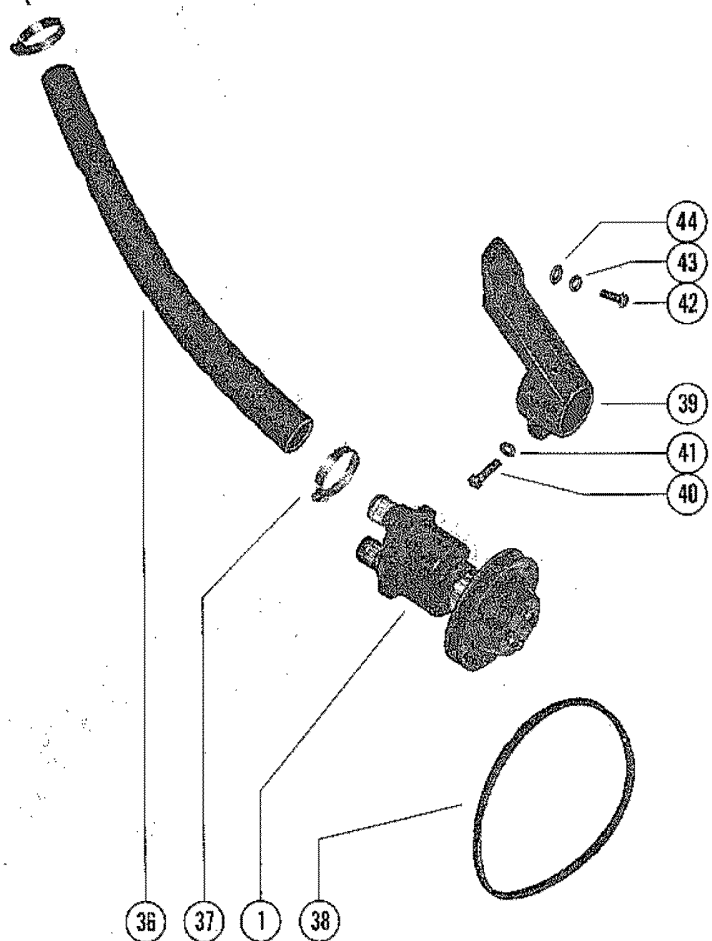
BREAKDOWN OF WATER PUMPS

B-46-47506A4

B-46-59112A2



TO OIL COOLER



WATER PUMP ASSEMBLY, COMPLETE

REF. NO.	PART NO.	SYM.	QTY.	DESCRIPTION
1	46-47506A4		1	WATER PUMP ASSEMBLY, COMPLETE SERIAL 00000000-03042730
2	47403		1	SHAFT AND BEARING SERIAL 00000000-03042730
3	53-47657		1	RING, RETAINING - SHAFT AND BEARING SERIAL 00000000-03042730
4	12-47683		1	WASHER, SHAFT AND BEARING SERIAL 00000000-03042730
5	26-47401		1	SEAL, MECHANICAL - SHAFT AND BEARING SERIAL 00000000-03042730
6	26-47531		1	SEAL, FLOATING - SHAFT AND BEARING SERIAL 00000000-03042730
7	46-47506A2		1	BODY ASSEMBLY, WATER PUMP SERIAL 00000000-03042730
8	47405		2	WEAR PLATE SERIAL 00000000-03042730
9	47529		1	INSERT, WATER PUMP BODY SERIAL 00000000-03042730
10	47-47519		1	IMPELLER SERIAL 00000000-03042730
11	17-47526		1	PIN, IMPELLER DRIVE SERIAL 00000000-03042730
12	47497A1		1	COVER ASSEMBLY, WATER PUMP SERIAL 00000000-03042730
13	23-47511		2	SLEEVE, WATER PUMP COVER SERIAL 00000000-03042730
14	27-47410		6	GASKET, WATER PUMP COVER TO WATER PUMP BODY SERIAL 00000000-03042730
15	10-28635		6	SCREW, WATER PUMP COVER TO WATER PUMP BODY (5/8") SERIAL 00000000-03042730
16	47530		1	HUB, WATER PUMP PULLEY SERIAL 00000000-03042730
1	46-59112A2		1	WATER PUMP ASSEMBLY, COMPLETE SERIAL # AND UP SERIAL 03042731-09999999
17	59155		1	COVER, WATER PUMP SERIAL 03042731-09999999
18	10-28635		6	SCREW, COVER TO WATER PUMP (5/8") SERIAL 03042731-09999999
19	25-59712		1	"O" RING, WATER PUMP COVER SERIAL 03042731-09999999
20	19-59504		1	PLUG, IMPELLER SERIAL 03042731-09999999
21	47-59362		1	IMPELLER SERIAL 03042731-09999999
22	28-56662		2	KEY, IMPELLER DRIVE SERIAL 03042731-09999999
23	59363A1		1	CAM SEGMENT ASSEMBLY SERIAL 03042731-09999999
24	10-60777		1	SCREW, CAM SEGMENT ATTACHING (1/2") SERIAL 03042731-09999999
25	59503		1	WEAR PLATE, IMPELLER SERIAL 03042731-09999999
26	23-47511		2	SLEEVE, WATER PUMP SERIAL 03042731-09999999
27	26-23300		2	OIL SEAL, WATER PUMP SHAFT SERIAL 03042731-09999999
28	30-20861		2	BALL BEARING, WATER PUMP SHAFT SERIAL 03042731-09999999
29	59501		1	SHAFT, WATER PUMP SERIAL 03042731-09999999

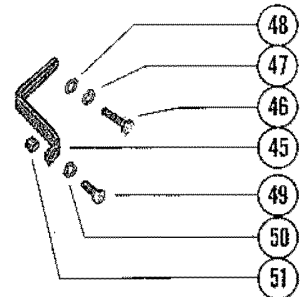

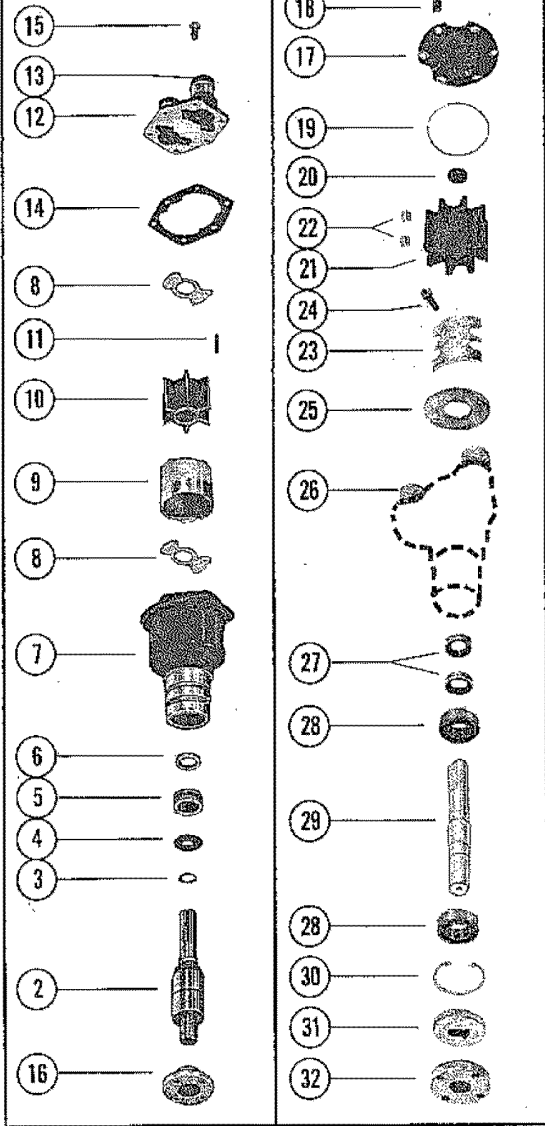
CONTINUED ON NEXT PAGE ➡

WATER PUMP ASSEMBLY, COMPLETE

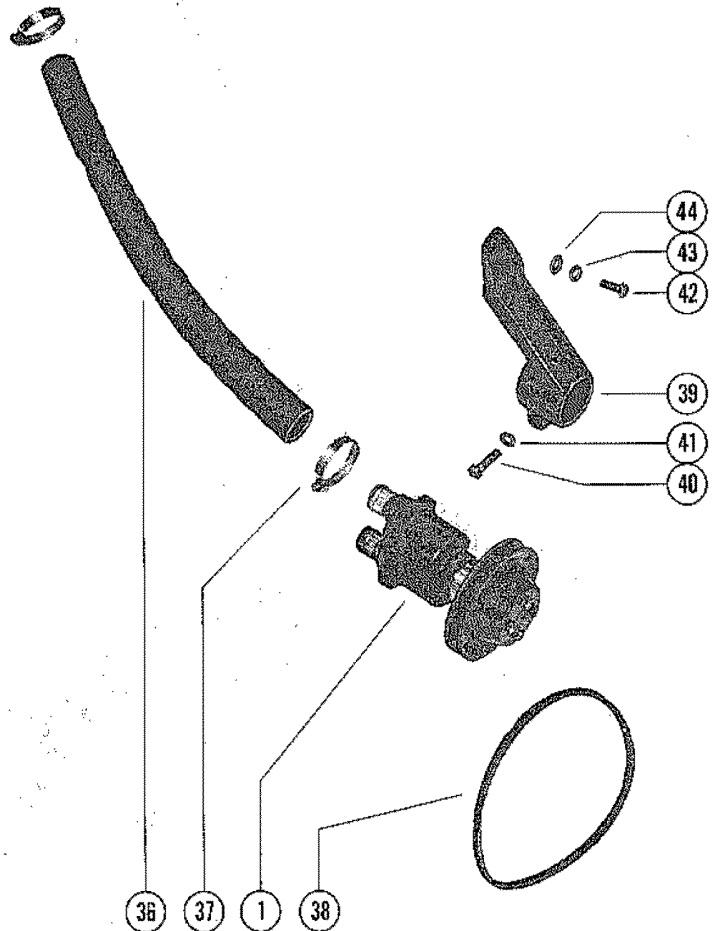
BREAKDOWN OF WATER PUMPS

B-46-47506A4

B-46-59112A2



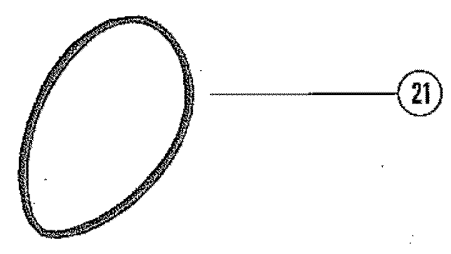
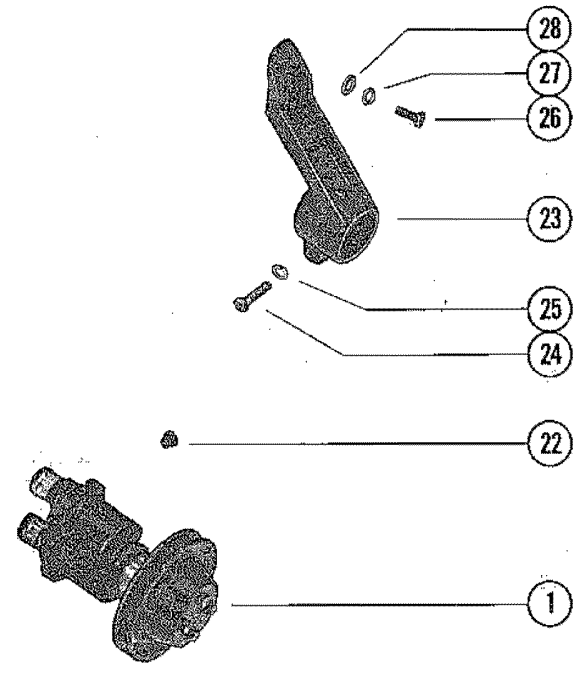
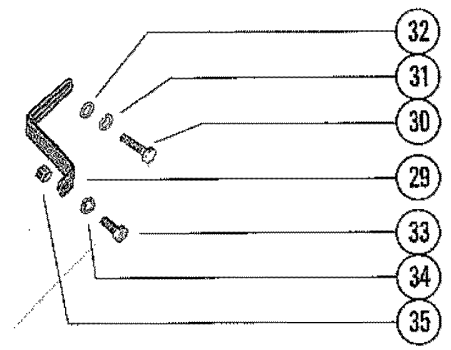
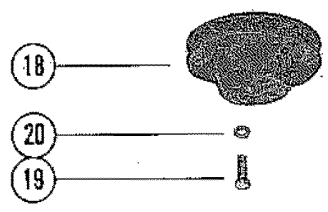
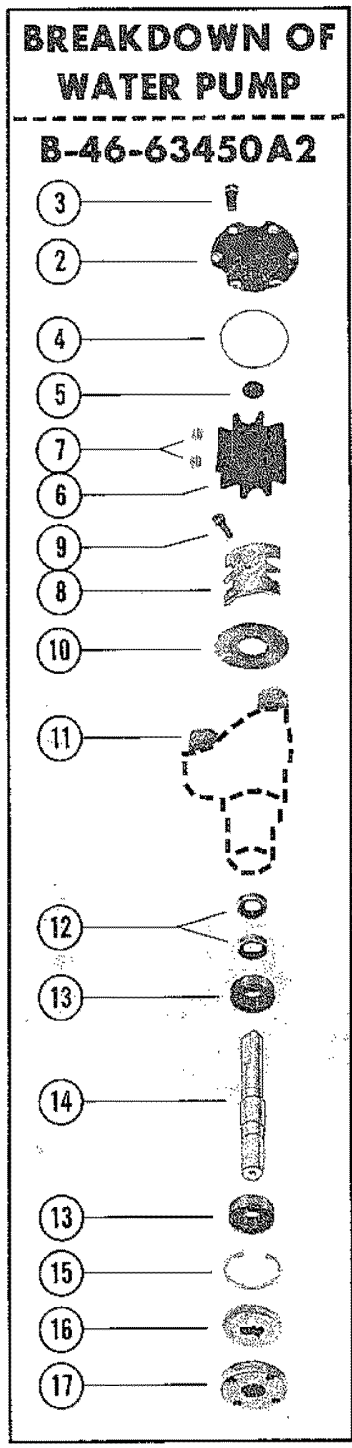
TO OIL COOLER



WATER PUMP ASSEMBLY, COMPLETE

REF. NO.	PART NO.	SYM.	QTY.	DESCRIPTION
30	53-23720		1	RING, SNAP - BALL BEARING RETAINING SERIAL 03042731-09999999
31	26-59564		1	OIL SEAL, WATER PUMP SHAFT (LARGE) SERIAL 03042731-09999999
32	47530		1	HUB, WATER PUMP PULLEY SERIAL 03042731-09999999
33	52822		1	PULLEY, WATER PUMP SERIAL 00000000-03042730
	59762		1	PULLEY, WATER PUMP SERIAL 03042731-09999999
34	10-20705		4	SCREW, WATER PUMP PULLEY TO WATER PUMP (3/4")
35	13-39107		4	LOCKWASHER, WATER PUMP PULLEY SCREW
36	32-60442		1	HOSE, WATER PUMP TO OIL COOLER (25 1/2")
37	54-32780		2	CLAMP, HOSE TO WATER PUMP AND OIL COOLER
38	57-39756		1	BELT, WATER PUMP SERIAL 00000000-02312964
	57-48121		1	BELT, WATER PUMP SERIAL 02312965-03042730
39	47489		1	BRACKET, WATER PUMP
40	10-34354		1	SCREW, WATER PUMP BRACKET ATTACHING (1 1/2")
41	13-35048		1	LOCKWASHER, WATER PUMP BRACKET SCREW
42	10-48948		1	SCREW, WATER PUMP BRACKET TO ENGINE (7/8")
	10-47461		1	SCREW, WATER PUMP BRACKET TO ENGINE (1")
43	13-32993		2	LOCKWASHER, WATER PUMP BRACKET SCREW
44	12-30315		1	WASHER, WATER PUMP BRACKET SCREW
45	47544		1	BRACE, WATER PUMP ADJUSTING
46	10-34353		1	SCREW, ADJUSTING BRACE TO OIL PAN (1")
47	13-35048		1	LOCKWASHER, ADJUSTING BRACE SCREW
48	12-20553		1	WASHER, ADJUSTING BRACE SCREW
49	10-35786		1	SCREW, ADJUSTING BRACE TO BRACKET (1")
50	13-37459		1	LOCKWASHER, ADJUSTING BRACE
51	11-24883		1	NUT, ADJUSTING BRACE SCREW

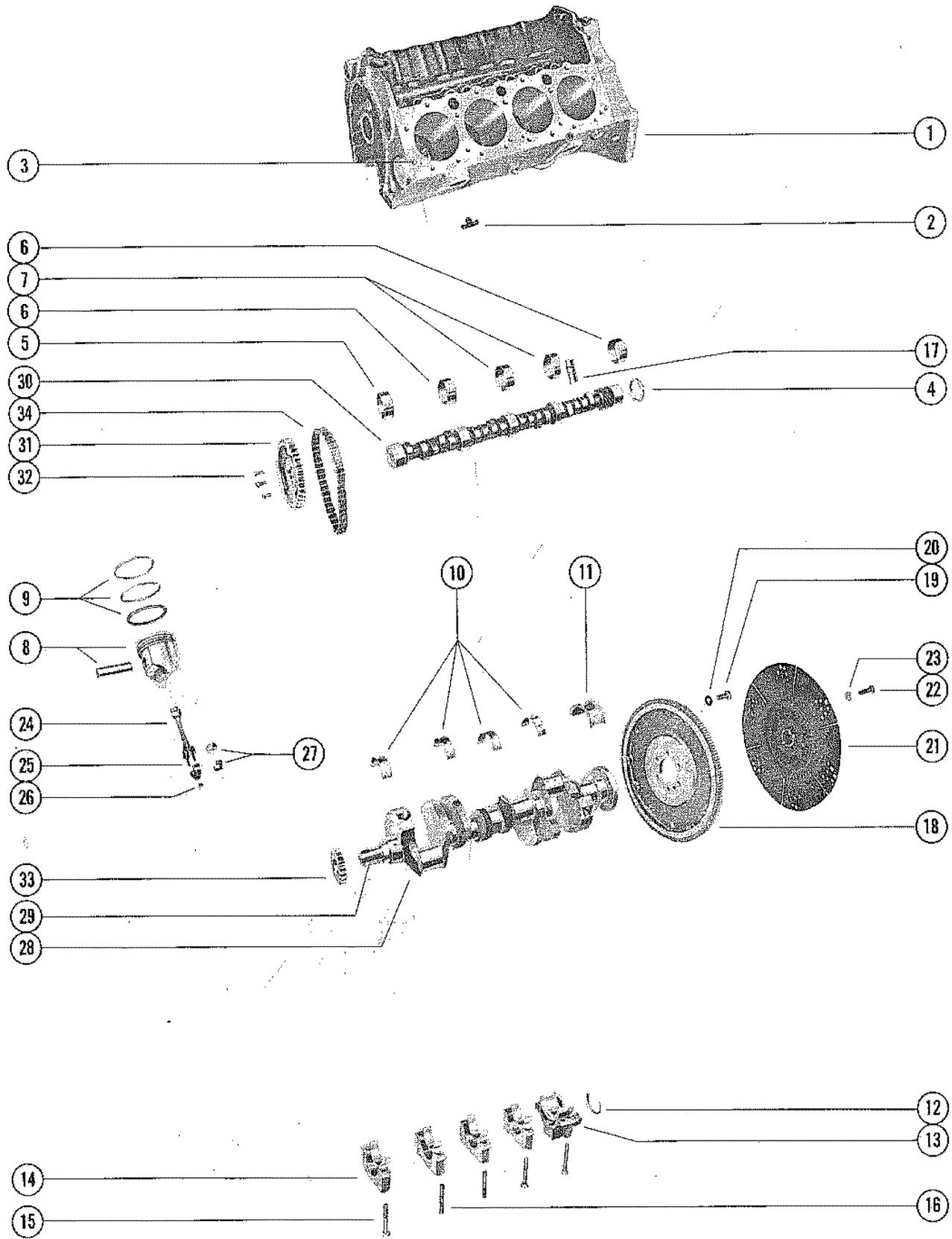
WATER PUMP ASSEMBLY, COMPLETE



WATER PUMP ASSEMBLY, COMPLETE

REF. NO.	PART NO.	SYM.	QTY.	DESCRIPTION
1	46-63450A2		1	WATER PUMP ASSEMBLY, COMPLETE
2	59155		1	COVER, WATER PUMP
3	10-28635		6	SCREW, WATER PUMP COVER ATTACHING (5/8")
4	25-59712		1	"O" RING, WATER PUMP COVER
5	19-59504		1	PLUG, IMPELLER
6	47-59362A1		1	IMPELLER ASSEMBLY
7	28-56662		2	KEY, IMPELLER DRIVE
8	59363A1		1	CAM SEGMENT ASSEMBLY, WATER PUMP
9	10-60777		1	SCREW, CAM SEGMENT ATTACHING (1/2")
10	59503		2	WEAR PLATE
11	23-47511		2	SLEEVE, WATER PUMP COVER
12	26-23300		2	OIL SEAL, WATER PUMP SHAFT
13	30-20861		2	BALL BEARING, WATER PUMP SHAFT
14	59501		1	SHAFT, WATER PUMP
15	53-23720		1	RING, SNAP - BALL BEARING RETAINING
16	26-59564		1	OIL SEAL, WATER PUMP SHAFT
17	47530		1	HUB, WATER PUMP PULLEY
18	59762		1	PULLEY, WATER PUMP
19	10-20705		4	SCREW, WATER PUMP PULLEY TO WATER PUMP (3/4")
20	13-39107		4	LOCKWASHER, WATER PUMP PULLEY SCREW
21	57-39756		1	BELT, WATER PUMP
22	22-32802		1	PLUG, PIPE - WATER PUMP
23	47489		1	BRACKET, WATER PUMP
24	10-34354		1	SCREW, WATER PUMP BRACKET ATTACHING (1 1/2")
25	13-35048		1	LOCKWASHER, WATER PUMP BRACKET SCREW
26	10-48948		1	SCREW, WATER PUMP BRACKET TO ENGINE (7/8")
	10-47461		1	SCREW, WATER PUMP BRACKET TO ENGINE (1")
27	13-32993		2	LOCKWASHER, WATER PUMP BRACKET SCREW
28	12-30315		1	WASHER, WATER PUMP BRACKET
29	47544		1	BRACE, WATER PUMP ADJUSTING
30	10-34353		1	SCREW, ADJUSTING BRACE TO OIL PAN (1")
31	13-35048		1	LOCKWASHER, ADJUSTING BRACE SCREW
32	12-20572		1	WASHER, ADJUSTING BRACE SCREW
33	10-35786		1	SCREW, ADJUSTING BRACE TO BRACKET (1")
34	13-37459		1	LOCKWASHER, ADJUSTING BRACE
35	11-24883		1	NUT, ADJUSTING BRACE SCREW

CYLINDER BLOCK, PISTONS AND CRANKSHAFT

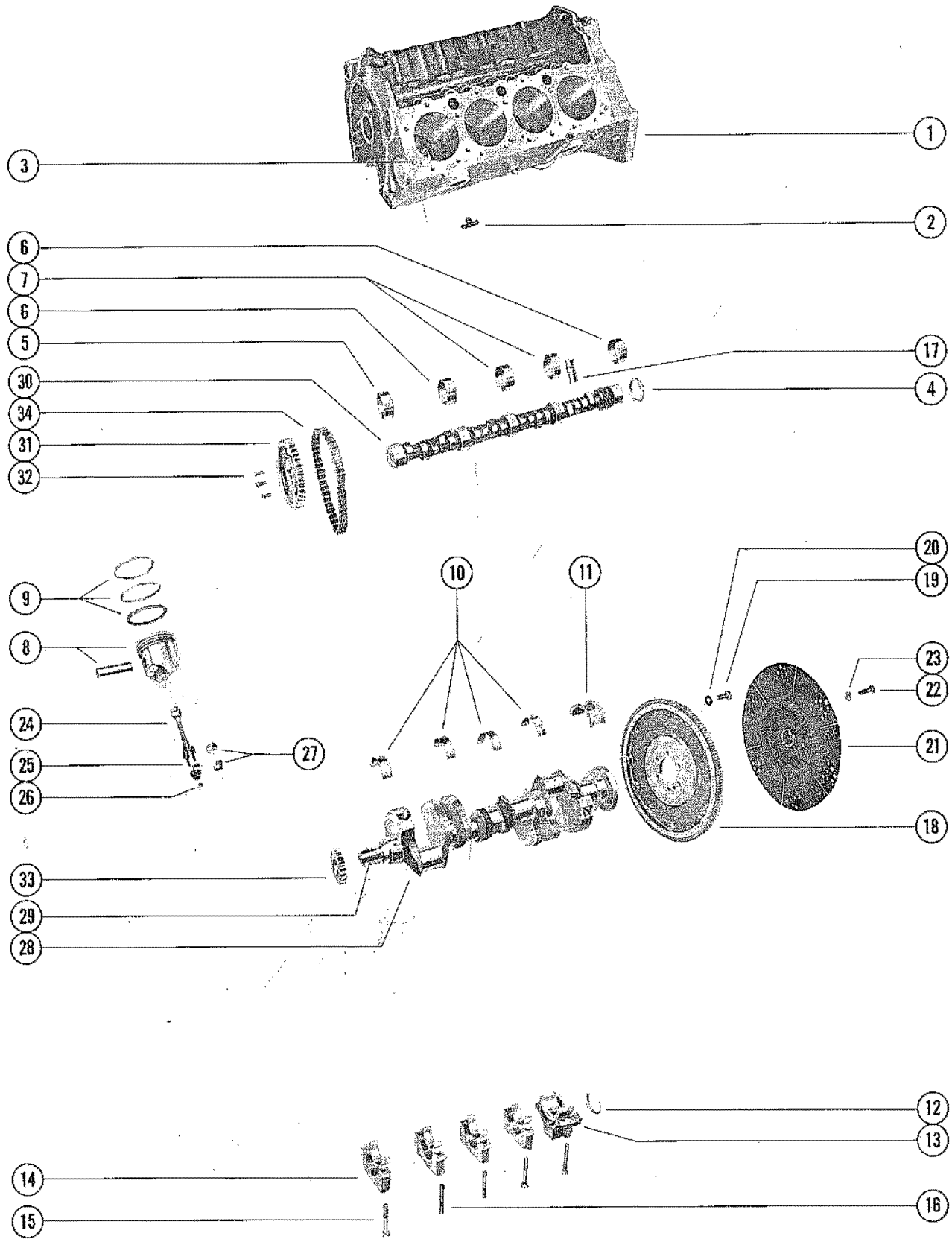


CYLINDER BLOCK, PISTONS AND CRANKSHAFT

REF. NO.	PART NO.	SYM.	QTY.	DESCRIPTION
1	842-3821		1	CYLINDER BLOCK ASSEMBLY
-	22-49146		3	PLUG, PIPE - CYLINDER BLOCK (3/4")
-	19-37478		8	PLUG, EXPANSION - CYLINDER BLOCK (1 3/4")
-	22-48340		9	PLUG, PIPE - CYLINDER BLOCK (1/4")
-	19-34487		1	PLUG, PIPE - CYLINDER BLOCK (3/8-18")
-	22-48358		1	PLUG, PIPE - CYLINDER BLOCK (3/8")
2	22-64426		2	DRAIN COCK - CLINDER BLOCK
3	17-52190		4	PIN, DOWEL - CYLINDER BLOCK TO CYLINDER HEAD
4	19-52191		1	PLUG, EXPANSION - CAMSHAFT BEARING HOLE
5	23-49150		1	BEARING UNIT, CAMSHAFT (FRONT)
6	23-49151		2	BEARING UNIT, CAMSHAFT (FRONT INTEMEDIATE AND REAR)
7	23-49152		2	BEARING UNIT, CAMSHAFT (CENTER AND REAR INTERMEDIATE)
8	737-3424		AR	PISTON AND PISTON PIN ASSEMBLY (.001 O.S.) USE STANDARD RING
	737-3425		AR	PISTON AND PITSON PIN ASSEMBLY (.030 O. S.)
9	39-67127		8	RING, PISTON - 8 SETS (STANDARD) SERIAL 00000000-03640670
	39-67128		AR	RING, PISTON - 8 SETS (.030 O.S.) SERIAL 00000000-03640670
	39-66213		8	RING, PISTON - 8 SETS (STANDARD) SERIAL 03640671-09999999
	39-66214		AR	RING, PISTON - 8 SETS (.030 O.S.) SERIAL 03640671-09999999
10	23-49158		4	BEARING UNIT, CRANKSHAFT MAIN (STARDARD)
	23-49159		AR	BEARING UNIT, CRANKSHAFT MAIN (.001 U.S.)
	23-49160		AR	BEARING UNIT, CRANKSHAFT MAIN (.002 U.S.)
	23-49161		AR	BEARING UNIT, CRANKSHAFT MAIN (.010 U.S.)
	23-49162		AR	BEARING UNIT, CRANKSHAFT MAIN (.020 U.S.)
11	23-49163		1	BEARING UNIT, CRANKSHAFT MAIN - REAR (STANDARD)
	23-49164		AR	BEARING UNIT, CRANKSHAFT MAIN - REAR (.001 U.S.)
	23-49165		AR	BEARING UNIT, CRANKSHAFT MAIN - REAR (.022 U.S.)
	23-49166		AR	BEARING UNIT, CRAKSHAFT MAIN - REAR (.010 U.S.)
	23-49167		AR	BEARING UNIT, CRANDSHAFT MAIN - REAR (.020 U.S.)
12	26-37479		2	OIL SEAL, REAR CRANKSHAFT BEARING CAP
13	49142		1	CAP, REAR - CRANKSHAFT BEARING
14	49143		4	CAP, INTERMEDIATE AND FRONT - CRANKSHAFT BEARING
15	10-49145		10	BOLT, CRANKSHAFT BEARING CAP TO CYLINDER BLOCK (2 5/8")
	10-49147		6	BOLT, CRANKSHAFT BEARING CAP TO CYLINDER BLOCK (3 3/8")
16	16-49144		4	STUD, CRANKSHAFT BEARING CAP TO CYLINDER BLOCK
17	34282		16	LIFTER, DRAULIC VA;VE - TAPPET SERIAL 00000000-02760341

CONTINUED ON NEXT PAGE ➡

CYLINDER BLOCK, PISTONS AND CRANKSHAFT



CYLINDER BLOCK, PISTONS AND CRANKSHAFT

REF. NO.	PART NO.	SYM.	QTY.	DESCRIPTION
17	49117		16	LIFTER, HYDRAULIC VALVE - TAPPET SERIAL 02706342-03042730
18	230-3829		1	FLYWHEEL ASSEMBLY SERIAL 00000000-03042730
	230-4614		1	FLYWHEEL ASSEMBLY SERIAL 03042731-09999999
19	10-49845		6	SCREW, FLYWHEEL TO CRANKSHAFT
20	13-39131		6	LOCKWASHER, FLYWHEEL SCREW
21	47607		1	DRIVE PLATE, FLYWHEEL
22	10-35091		6	SCREW, DRIVE PLATE TO FLYWHEEL
23	13-35048		6	LOCKWASHER, DRIVE PLATE SCREW
24	614-3553		8	CONNECTING ROD ASSEMBLY
25	10-52192		16	BOLT, CONNECTING ROD CAP
26	11-37493		16	NUT, CONNECTING ROD CAP BOLT
27	23-49168		1	BEARING SET (8 PAIR), CONNECTING ROD (STANDARD)
	23-49169		AR	BEARING UNIT (PAIR), CONNECTING ROD (.001 U.S.)
	23-49170		AR	BEARING UNIT (PAIR), CONNECTING ROD (.002 U.S.)
	23-49171		AR	BEARING UNIT (PAIR), CONNECTING ROD (.010 U.S.)
	23-49172		AR	BEARING UNIT (PAIR), CONNECTING ROD (.20 U.S.)
28	429-3426		1	CRANKSHAFT
-	23-49124		1	BEARING, THRUST - CAMSHAFT GEAR DRIVEN ENGINES 1
-	23-49126		1	BEARING, PILOT - CRANKSHAFT
29	28-34466		3	KEY, CRANKSHAFT GEAR, CAMSHAFT GEAR AND BALANCER
30	431-4734		1	CAMSHAFT CHAIN DRIVEN ENGINES
31	43-61726		1	CAMSHAFT CHAIN DRIVEN ENGINES
32	10-34505		3	BOLT, CAMSHAFT SPROCKET CHAIN DRIVEN ENGINES
33	43-61727		1	SPROCKET, CAMSHAFT CHAIN DRIVEN ENGINES
34	61728		1	CHAIN, DRIVE CHAIN DRIVEN ENGINES
30	431-3422		1	CAMSHAFT(LEFT HAND CRANKSHAFT ROTATION) GEAR DRIVEN ENGINES
	431-3427		1	CAMSHAFT(RIGHT HAND CRANKSHAFT ROTATION) GEAR DRIVEN ENGINES
31	43-61726		1	GEAR, CAMSHAFT TIMING GEAR DRIVEN ENGINES
32	10-34277		2	BOLT, CAMSHAFT TIMING SPROCKET (7/16") GEAR DRIVEN ENGINES
33	43-49114		1	GEAR, CRANKSHAFT TIMING GEAR DRIVEN ENGINES

INTAKE MANIFOLD AND WATER PUMP

* * * * MISSING ILLUSTRATION * * * *

INTAKE MANIFOLD AND WATER PUMP

REF. NO.	PART NO.	SYM.	QTY.	DESCRIPTION
1	49137		1	INTAKE MANIFOLD SERIAL 00000000-02536059
	54535		1	INTAKE MANIFOLD SERIAL 02536060-03042730
	59974		1	INTAKE MANIFOLD SERIAL 03042731-03469127
	66202		1	INTAKE MANIFOLD SERIAL 03469128-09999999
2	223-49138		1	CONNECTOR, INTAKE MANIFOLD - BY PASS HOSE SERIAL 00000000-02536059
	22-54533		1	CONNECTOR, INTAKE MANIFOLD - BY PASS HOSE SERIAL 02536060-03640670
	22-66201		1	CONNECTOR, INTAKE MANIFOLD - BY PASS HOSE SERIAL 03640671-09999999
3	32-49122		1	HOSE, BY-PASS - INTAKE MANIFOLD TO WATER PUMP SERIAL 03469128-03640670
	32-66206		1	HOSE, BY-PASS - INTAKE MANIFOLD TO WATER PUMP SERIAL 03640671-09999999
4	54-32880		2	CLAMP, BY-PASS HOSE ATTACHING SERIAL 00000000-03640670
	54-38426		2	CLAMP, BY-PASS HOSE ATTACHING SERIAL 03640671-09999999
5	10-37510		16	BOLT, INTAKE MANIFOLD TO CYLINDER BLOCK (1 1/4") SERIAL 00000000-03042730
	10-37510		14	BOLT, INTAKE MANIFOLD TO CYLINDER BLOCK (1 1/4") SERIAL 03042731-03640670
	10-59968		2	SCREW, INTAKE MANIFOLD TO CYLINDER BLOCK (1 5/16") SERIAL 03042731-03640670
	10-52200		2	SCREW, INTAKE MANIFOLD TO CYLINDER BLOCK SERIAL 03640671-09999999
6	12-49112		16	WASHER, INTAKE MANIFOLD BOLT
7	22-48336		1	PLUG, PIPE - INTAKE MANIFOLD SERIAL 00000000-03042730
	22-48358		1	PLUG, PIPE - INTAKE MANIFOLD SERIAL 03042731-09999999
8	54-47513		2	EYE, LIFTING SERIAL 00000000-03469127
	54-64628		1	EYE, LIFTING SERIAL 03469128-09999999
9	10-34354		4	SCREW, LIFTING EYE ATTACHING (1 1/2")
10	13-35048		4	LOCKWASHER, LIFTING EYE SCREW
11	59975		1	GAURD, INTAKE MANIFOLD SERIAL 03042731-03640670
12	16-52228		4	STUD, GUARD ATTACHING (1/2") SERIAL 03042731-03640670
11	66210		1	GUARD, INTAKE MANIFOLD SERIAL 03640671-09999999
12	16-66203		4	STUD, GUARD ATTACHING SERIAL 03640671-09999999
13	27-49113		1	GASKET, INTAKE MANIFOLD SERIAL 00000000-03042730
	27-59967		1	GASKET, INTAKE MANIFOLD SERIAL 03042731-03640670
	27-65184		1	GASKET, INTAKE MANIFOLD SERIAL 03640671-09999999
14	67859		1	WATER PUMP ASSEMBLY
15	27-49110		2	GASKET, WATER PUMP MOUNTING
16	22-49138		1	CONNECTOR, WATER PUMP - BUY-PASS HOSE SERIAL 00000000-02536059
	22-54533		1	CONNECTOR, WATER PUMP - BY-PASS HOSE SERIAL 02536060-03640670

CONTINUED ON NEXT PAGE ➡

INTAKE MANIFOLD AND WATER PUMP

* * * * MISSING ILLUSTRATION * * * *

INTAKE MANIFOLD AND WATER PUMP

REF. NO.	PART NO.	SYM.	QTY.	DESCRIPTION
16	22-66201		1	CONNECTOR, WATER PUMP - BY-PASS HOSE SERIAL 03640671-09999999
17	22-48336		1	PLUG, PIPE - WATER PUMP
18	10-32132		4	SCREW, WATER PUMP TO CYLINDER BLOCK (1 3/4)
19	33864		1	PULLEY, WATER PUMP SERIAL 00000000-00253609
	52349		1	PULLEY, WATE PUMP SERIAL 02536060-03042730
	59775		1	PULLEYU, WATER PUMP SERIAL 03042731-09999999
20	47282		1	SUPPORT, WATER PUMP PULLEY SERIAL 00000000-02536059
-	374242		1	REINFORCEMENT, WATER PUMP PULLEY SERIAL 00000000-02536059
21	10-47277		4	SCREW, PULLEY AND SUPPORT TO WATER PUMP (3/4")
22	13-39107		4	LOCKWASHER, WATER PUMP PULLEY SCREW
23	49100		1	BALANCER, HARMONIC - CRANKSHAFT
24	46809		1	PULLEY, HARMONIC BALANCER SERIAL 00000000-02313964
	52181		1	HARMONIC BALANCER SERIAL 02313965-03042730
	59986		1	PULLEY, HARMONIC BALANCER SERIAL 30242731-09999999
25	10-49101		1	BOLT, PULLEY AND HARMONIC BALANCER TO CRANKSHAFT
26	13-49102		1	LOCKWASHER, PULLEY AND HARMONIC BALANCER BOLT
27	12-49103		1	WASHER, PULLEY AND HARMONIC BALANCER BOLT
28	10-34353		3	BOLT, CRANKSHAFT PULLEY TO HARMONIC BALANCER SERIAL 00000000-02312964
	10-27165		3	BOLT, CRANKSHAFT PULLEY TO HARMONIC BALANCER SERIAL 02312965-03042730
29	13-37459		3	LOCKWASHER, CRANKSHAFT PULLEY BOLT
30	57-48122		1	BELT, ALTERNATOR DRIVE (48")
31	49153		1	COVER ASSEMBLY, CRANKCASE FRONT END LEFT HAND CRANKSHAFT ROTATION SERIAL 00000000-02536059
	49148		1	COVER ASSEMBLY, CRANKCASE FRONT END RIGHT HAND CRANKSHAFT ROTATION SERIAL 00000000-02536059
	54532		1	COVER ASSEMBLY, CRANKCASE FRONT END LEFT HAND CRANKSHAFT ROTATION SERIAL 02313965-03042730
	54544		1	COVER ASSEMBLY, CRANKCASE FRON END RIGHT HAND CRANKSHAFT ROTATION SERIAL 02313965-03042730
	59973		1	COVER ASSEMBLY, CRANKCASE FRONT END SERIAL 03042731-03640670
	66215		1	COVER ASSEMBLY, CRANKCASE FRONT END SERIAL 03640671-09999999
32	26-49154		1	OIL SEAL, CRANKCASE FRONT END COVER
33	59966		1	POINTER, TIMING (LEFT HAND CRANKSHAFT ROTATION SERIAL 03042731-09999999
	59981		1	POINTER, TIMING (RIGHT HAND CRANKSHAFT ROTATION SERIAL 03042731-09999999
34	27-49109		1	GASKET, CRANKCASE FRONT END SERIAL 00000000-02536059
	27-54529		1	GASKET, CRANKCASE FRONT END SERIAL 02536060-09999999

CONTINUED ON NEXT PAGE ➡

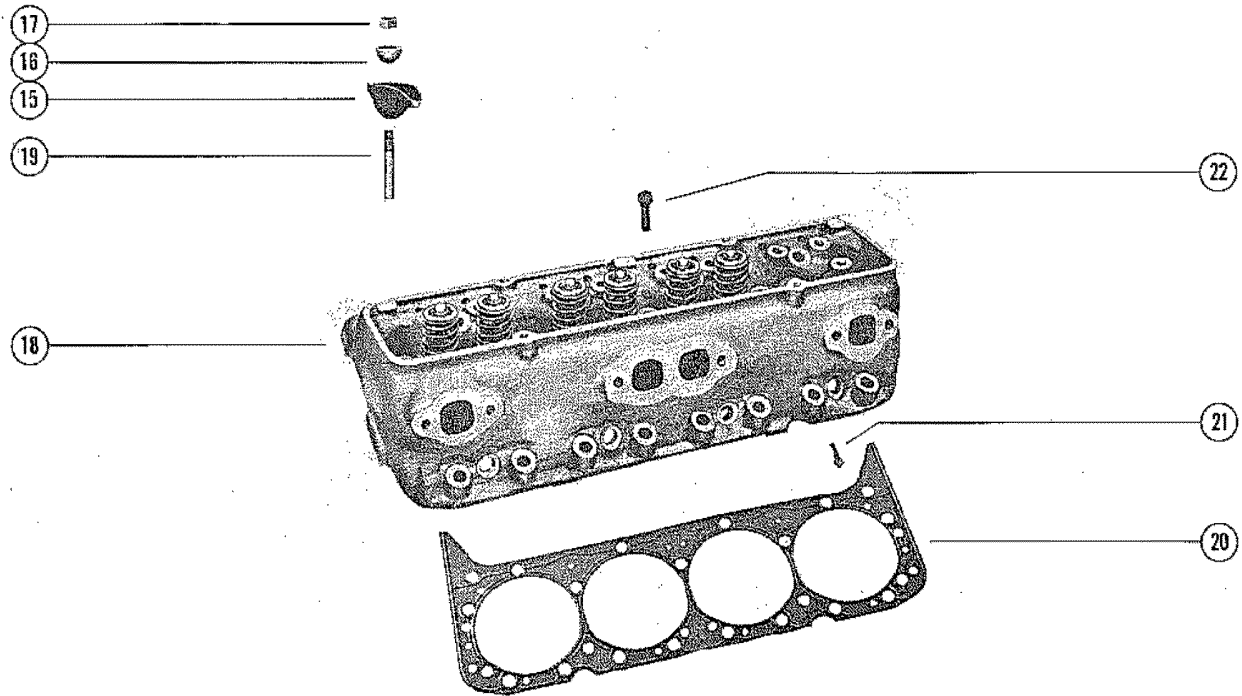
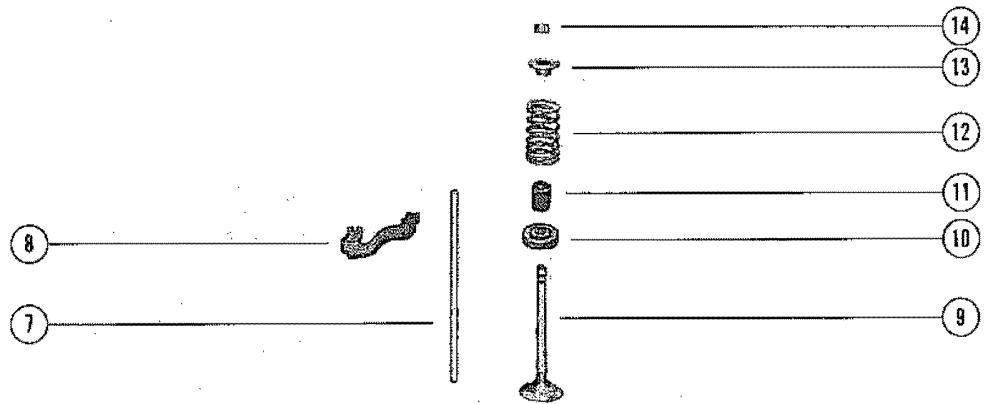

INTAKE MANIFOLD AND WATER PUMP

* * * * MISSING ILLUSTRATION * * * *

INTAKE MANIFOLD AND WATER PUMP

REF. NO.	PART NO.	SYM.	QTY.	DESCRIPTION
35	10-34277		10	SCREW, CRANKCASE FRONT END COVER TO CYLINDER BLOCK (7/16")
36	842-3821		1	CYLINDER BLOCK ASSEMBLY
37	33169		1	FILTER VALVE ASSEMBLY ELEMENT TYPE OIL FILTER ELEMENT TYPE OIL FILTER
38	10-24878		1	SCREW, FILTER VALVE TO ELECTRIC PANEL (1 1/4") ELEMENT TYPE OIL FILTER
39	25-33756		2	"O" RING, FILTER VALVE ELEMENT TYPE OIL FILTER
40	33168		1	OIL FILTER ASSEMBLY - B-33987 ELEMENT ELEMENT TYPE OIL FILTER
37	53338		1	FILTER VALVE ASSEMBLY CAN TYPE OIL FILTER
38	10-52183		2	SCREW, FILTER VALVE TO CYLINDER BLOCK (1 1/4") CAN TYPE OIL FILTER
40	52731		1	OIL FILTER ASSEMBLY (NOT AS SHOWN) CAN TYPE OIL FILTER
-	34344		1	VALVE , BY PASS CAN TYPE OIL FILTER

CYLINDER HEAD AND ROCKER COVER

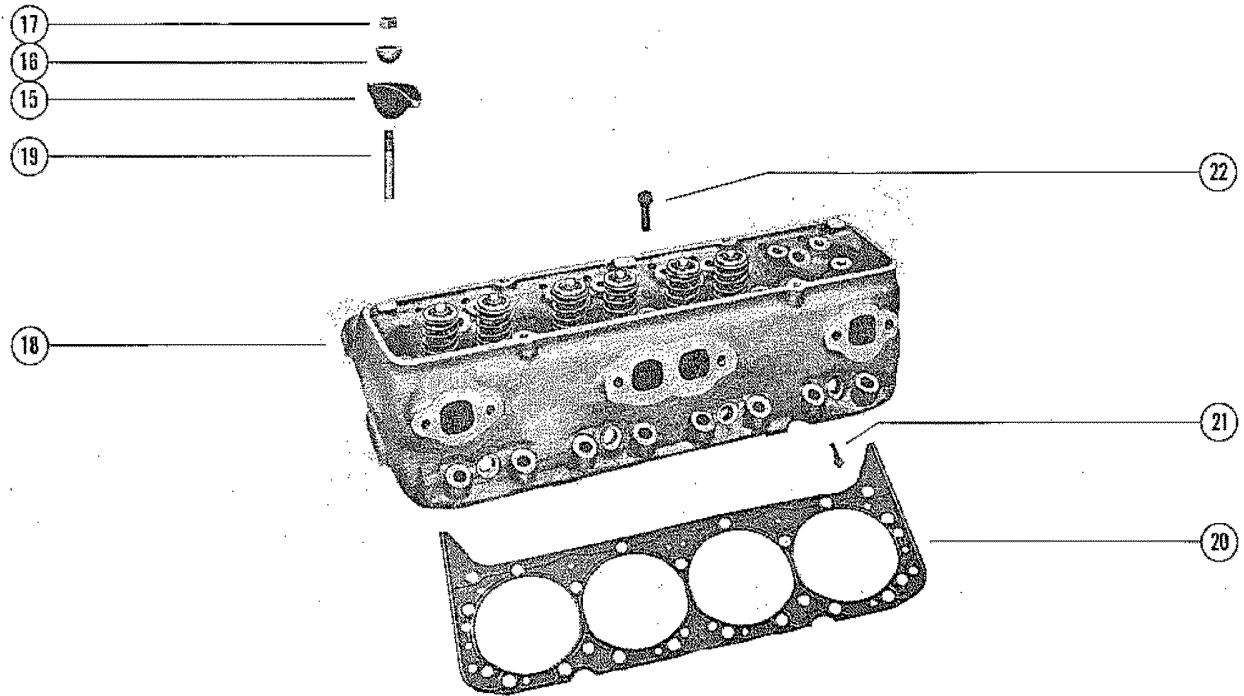
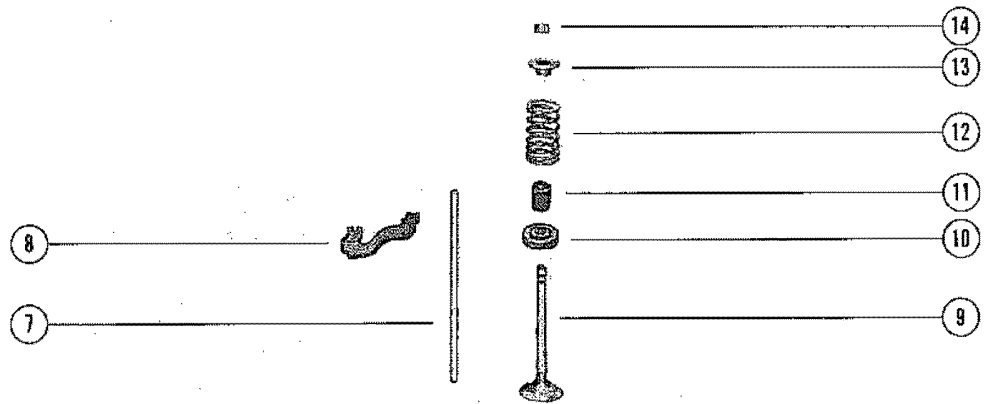



CYLINDER HEAD AND ROCKER COVER

REF. NO.	PART NO.	SYM.	QTY.	DESCRIPTION
1	49176		1	COVER, ROCKER VALVE (RIGHT) SERIAL 00000000-03042730
	59971		1	COVER, ROCKER VALVE (RIGHT) SERIAL 03042731-03469127
	66199		1	COVER, RICKER VALVE (RIGHT) SERIAL 03469128-03640670
	66208		1	COVER, ROCKER VALVE (RIGHT) SERIAL 03640671-09999999
	49175		1	COVER, ROCKER VALVE (LEFT) SERIAL 00000000-02760341
	58234		1	COVER, ROCKER VALVE (LEFT) SERIAL 02760342-03042730
	59969		1	COVER, ROCKER VALVE (LEFT) SERIAL 03042731-03640670
	66207		1	COVER, ROCKER VALVE (LEFT) SERIAL 03640671-09999999
2	37-34443		2	DECAL, ROCKER VALVE COVER SERIAL 00000000-02508318
	37-47667		2	DECAL, ROCKER VALVE COVER SERIAL 02508319-03042730
	37-57801		2	DECAL, ROCKER VALVE COVER SERIAL 03042731-09999999
3	49288		1	CAP, OIL FILLER NOT AS SHOWN SERIAL 00000000-03042730
	59965		1	CAP, OIL FILLER NOT AS SHOWN SERIAL 03042731-09999999
4	10-35366		14	SCREW, COVER TO CYLINDER HEAD (1/2") SERIAL 00000000-02760341
	10-58047		14	SCREW, COVER TO CYLINDER HEAD (1/2") SERIAL 02760342-09999999
5	49174		14	REINFORCEMENT, ROCKER VALVE COVER SCREW
6	27-49121		2	GASKET, ROCKER VALVE COVER
7	49115		8	ROD, VALVE PUSH (INLET)
	49116		8	ROD, VALVE PUSH (EXHAUST)
8	49132		8	GUIDE, PUSH ROD
9	49140		8	VALVE, EXHAUST (STANDARD)
	49141		AR	VALVE, EXHAUST (.015 O.S.)
	49134		8	VALVE, INLET (STANDARD)
	49135		AR	VALVE, INLET (.015 O.S.)
10	23-49130		8	SPACER, EXHAUST VALVE SPRING (THICK)
	15-49127		8	SHIM, INLET VALVE SPRING (THIN) SERIAL 00000000-02536059
	15-54531		16	SHIM, INLET VALVE SPRING (THIN) SERIAL 02536060-09999999
11	26-49131		16	SEAL, VALVE
12	24-49128		16	SPRING, VALVE SERIAL 00000000-03042730
	24-58052		16	SPRING, VALVE 9 SERIAL 03042731-03640670
	24-66212		16	SPRING, VALVE 9 SERIAL 03640671-09999999
13	49129		16	CAP, VALVE SPRING SERIAL 00000000-02313964
	52194		16	CAP, VALVE SPRING SERIAL 02313965-09999999
14	28-54530		32	KEY, VALVE STEM
15	49781		16	ARM, ROCKER VALVE
16	49120		16	BALL UNIT, ROCKER VALVE ARM SERIAL 00000000-02760341
	58041		16	BALLL UNIT, ROCKER VALVE ARM SERIAL 02760342-09999999
17	11-49119		16	NUT, ROCKER VALVE ARM STUD
18	938-3423		2	CYLINDER HEAD ASSEMBLY SERIAL 00000000-02536059
	938-3822		2	CYLINDHER HEAD ASSEMBLY SERIAL 02536060-03042730

CONTINUED ON NEXT PAGE ➡

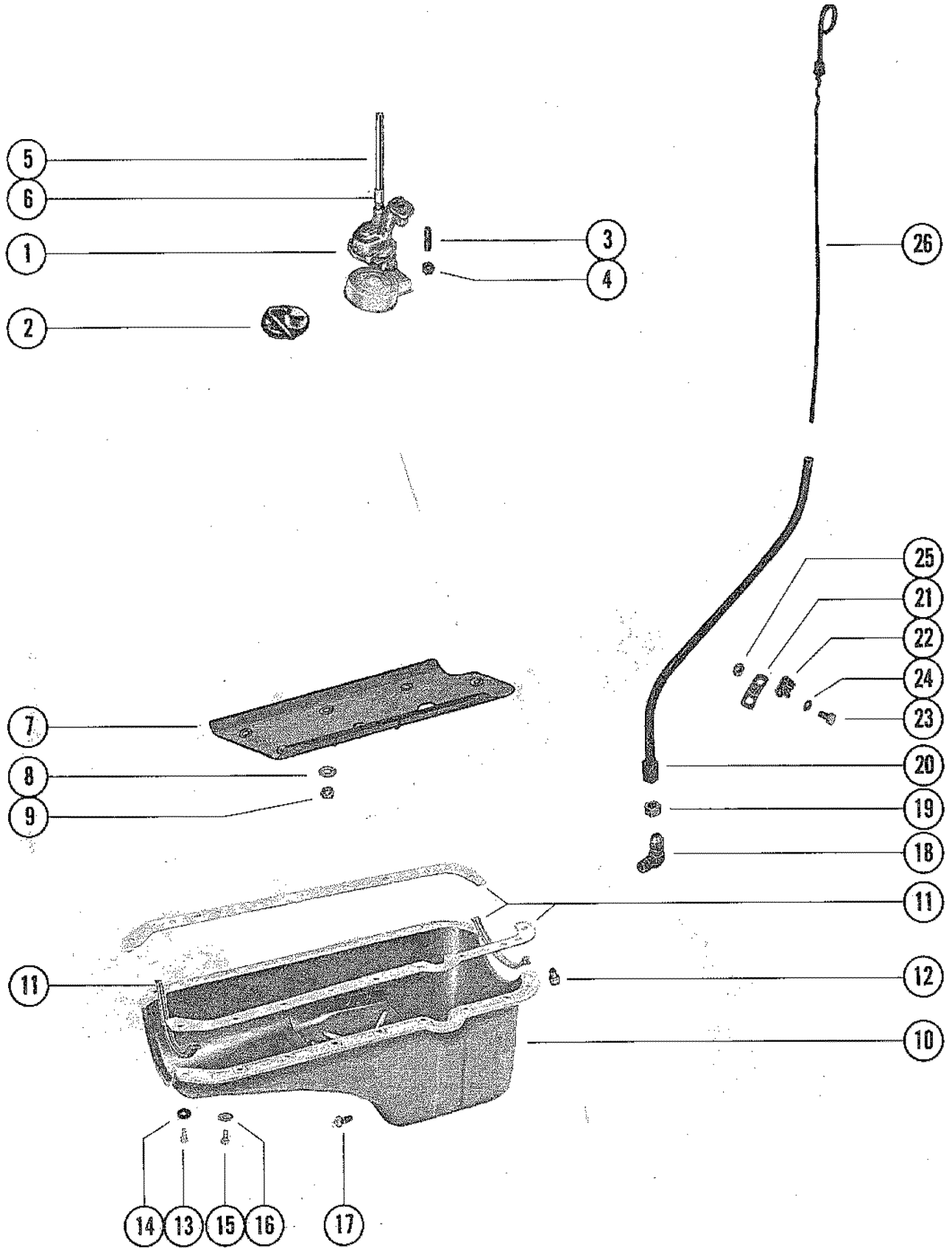
CYLINDER HEAD AND ROCKER COVER



CYLINDER HEAD AND ROCKER COVER

REF. NO.	PART NO.	SYM.	QTY.	DESCRIPTION
18	938-4615		2	CYLINDER HEAD ASSEMBLY SERIAL 03042731-03640670
	938-5310		2	CYLINDER HEAD ASSEMBLY SERIAL 03640671-09999999
19	16-49133		16	STUD, ROCKER VALVE ARM
20	27-49104		2	GASKET, CYLINDER HEAD SERIAL 00000000-03640670
	27-65157		2	GASKET, CYLINDER HEAD SERIAL 03640671-09999999
21	10-49106		8	BOLT, CYLINDER HEAD TO CYLINDER BLOCK (2")
22	10-49105		24	BOLT, CYLINDER HEAD TO CYLINDER BLOCK (4 1/8")

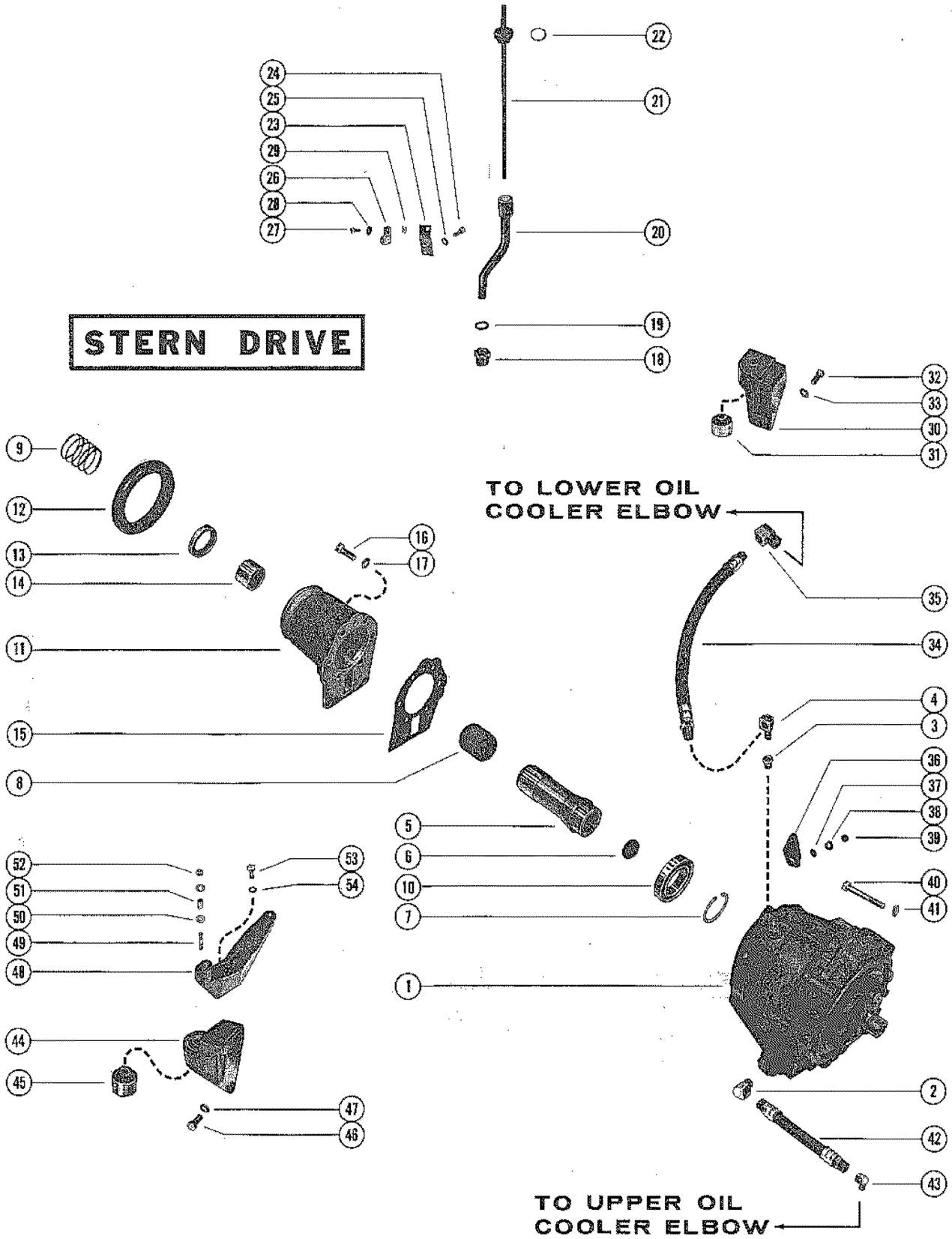
OIL PUMP AND OIL PAN



OIL PUMP AND OIL PAN

REF. NO.	PART NO.	SYM.	QTY.	DESCRIPTION
1	49155		1	OIL PUMP AND SCREEN ASSEMBLY SERIAL 00000000-03042730
	59978		1	OIL PUMP ASSEMBLY SERIAL 03042731-09999999
2	59977		1	SCREEN, OIL PUMP SERIAL 03042731-09999999
3	16-49108		1	STUD, OIL PUMP TO CYLINDER BLOCK
4	11-37500		1	NUT, OIL PUMP STUD
5	49149		1	SHAFT, OIL PUMP TO DISTRIBUTOR SERIAL 00000000-03640670
	66209		1	SHAFT, OIL PUMP TO DISTRIBUTOR SERIAL 03640671-09999999
6	23-52193		1	RETAINER, OIL PUMP SHAFT
7	49198		1	BAFFLE, OIL PAN (CYLINDER BLOCK)
8	12-49112		4	WASHER, BAFFLE BOLT
9	11-37500		4	NUT, BAFFLE TO CYLINDER BLOCK STUD
10	47552		1	OIL PAN
11	27-52550		1	GASKET SET, OIL PAN
12	19-47815		2	PLUG, RUBBER - OIL PAN
13	10-55714		10	SCREW, OIL PAN TO BLOCK (/16-18X7/8)
14	13-26993		10	LOCKWASHER, OIL PAN SCREW
15	10-55715		3	SCREW, OIL PAN TO BLOCK (1/4-20X7/8)
16	13-26992		3	LOCKWASHER, OIL PAN SCREW
17	22-36373		1	PLUG, PIPE - OIL PAN DRAIN
18	22-47625		1	ELBOW, OIL LEVEL GAUGE TUBE TO OIL PAN
19	11-47626		1	NUT, OIL LEVEL GAUGE TUBE
20	47492		1	TUBE, OIL LEVEL GAUGE
21	48134		1	BRACKET, OIL LEVEL
22	54-47545		1	CLIP, OIL LEVEL GAUGE TUBE
23	10-33524		1	SCREW, CLIP TO BRACKET (5/8")
24	13-39107		1	LOCKWASHER, CLIP SCREW
25	11-22053		1	NUT, OIL LEVEL GAUGE TUBE CLIP SCREW
26	49661		1	GAUGE, OIL LEVEL (DIPSTICK) - STERN DRIVE AND "V" DRIVE
	47676A1		1	GAUGE, OIL LEVEL (DIPSTICK) I INBOARD SERIAL 00000000-02313964
	57403		1	GAUGE, OIL LEVEL (DIPSTICK) - INBOARD SERIAL 02313965-09999999

TRANSMISSION ASSEMBLY (STERN DRIVE)

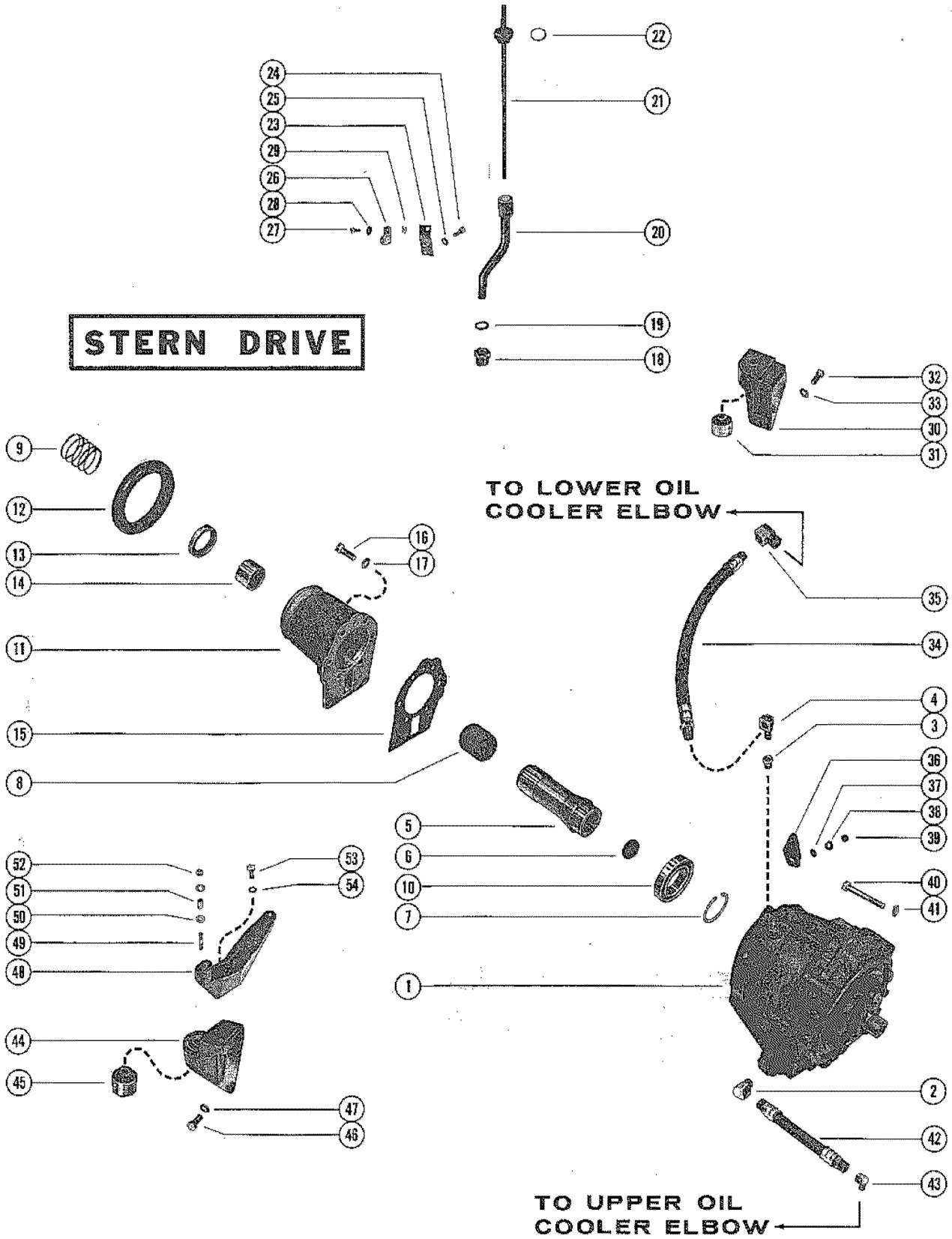


TRANSMISSION ASSEMBLY (STERN DRIVE)

REF. NO.	PART NO.	SYM.	QTY.	DESCRIPTION
1	47754A3		1	TRANSMISSION ASSEMBLY
2	22-47629		1	ELBOW, TRANSMISSION TO OIL HOSE
3	23-36159		1	BUSHING, REDUCING - TRANSMISSION ELBOW
4	22-47631		1	ELBOW, TRANSMISSION TO OIL HOSE
5	47339A4		1	ENGINE COUPLING ASSEMBLY, TRANSMISSION
6	19-47463		1	PLUG, EXPANSION - ENGINE COUPLING
7	53-47469		1	RING, SNAP - BALL BEARING TO ENGINE COUPLING
8	23-47471		1	BEARING, ENGINE COUPLING
9	24-47755		1	SPRING, GUIDE - ENGINE COUPLING
10	30-47470		1	BALL BEARING, ENGINE COUPLING TO TRANSMISSION
11	47333A1		1	HOUSING ASSEMBLY, BEARING SUPPORT
12	25-47756		1	"O" RING, BEARING SUPPORT HOUSING
13	26-47465		1	OIL SEAL, BEARING SUPPORT HOUSING
14	31-47468		1	ROLLER BEARING, BEARING SUPPORT HOUSING
15	27-47903		1	GASKET, BEARING SUPPORT HOUSING
16	10-47462		8	SCREW, BEARING SUPPORT HOUSING TO TRANSMISSION (1 1/4")
17	13-32993		8	LOCKWASHER, BEARING SUPPORT HOUSING SCREW
18	48461		1	ADAPTOR, OIL LEVEL GAUGE TUBE TO TRANSMISSION
19	25-48462		1	"O" RING, OIL LEVEL TUBE ADAPTOR
20	48463		1	TUBE, OIL LEVEL GAUGE
21	48464		1	GAUGE, OIL LEVEL
22	25-35276		1	"O" RING, OIL LEVEL GAUGE
23	48466		1	BRACKET, MOUNTING - OIL LEVEL GAUGE TUBE
24	10-34290		2	SCREW, MOUNTING BRACKET TO TRANSMISSION MOUNT BRACKET (5/8")
25	13-26992		2	LOCKWASHER, MOUNTING BRACKET SCREW
26	54-48465		1	CLAMP, OIL LEVEL GAUGE TUBE TO MOUNTING BRACKET
27	10-20776		1	SCREW, OIL LEVEL GAUGE TUBE CLAMP
28	13-26992		1	LOCKWASHER, OIL LEVEL GAUGE TUBE CLAMP SCREW
29	11-21825		1	NUT, OIL LEVEL GAUGE TUBE CLAMP SCREW
30	47340A1		1	BRACKET ASSEMBLY, TRANSMISSION MOUNT (PORT)
31	35852		1	MOUNT, TRANSMISSION MOUNT BRACKET
32	10-47462		2	SCREW, MOUNT BRACKET TO TRANSMISSION (1 1/4")
33	13-32993		2	LOCKWASHER, MOUNT BRACKET SCREW
34	32-47516--2		1	HOSE, TRANSMISSION TO OIL COOLER (16 3/4")
35	22-47630		1	ELBOW, TRANSMISSION HOSE
36	47472		1	LEVER, SHIFT - TRANSMISSION
37	12-20722		1	WASHER, SHIFT LEVER TO TRANSMISSION
38	13-26993		1	LOCKWASHER, SHIFT LEVER TO TRANSMISSION
39	11-20083		1	NUT, SHIFT LEVER TO TRANSMISSION
40	10-60179		6	SCREW, TRANSMISSION TO ENGINE (3 3/2")
41	13-32993		6	LOCKWASHER, TRANSMISSION SCREW
42	32-47516--3		1	HOSE, TRANSMISSION TO OIL COVER (7 7/8")

CONTINUED ON NEXT PAGE ➡

TRANSMISSION ASSEMBLY (STERN DRIVE)

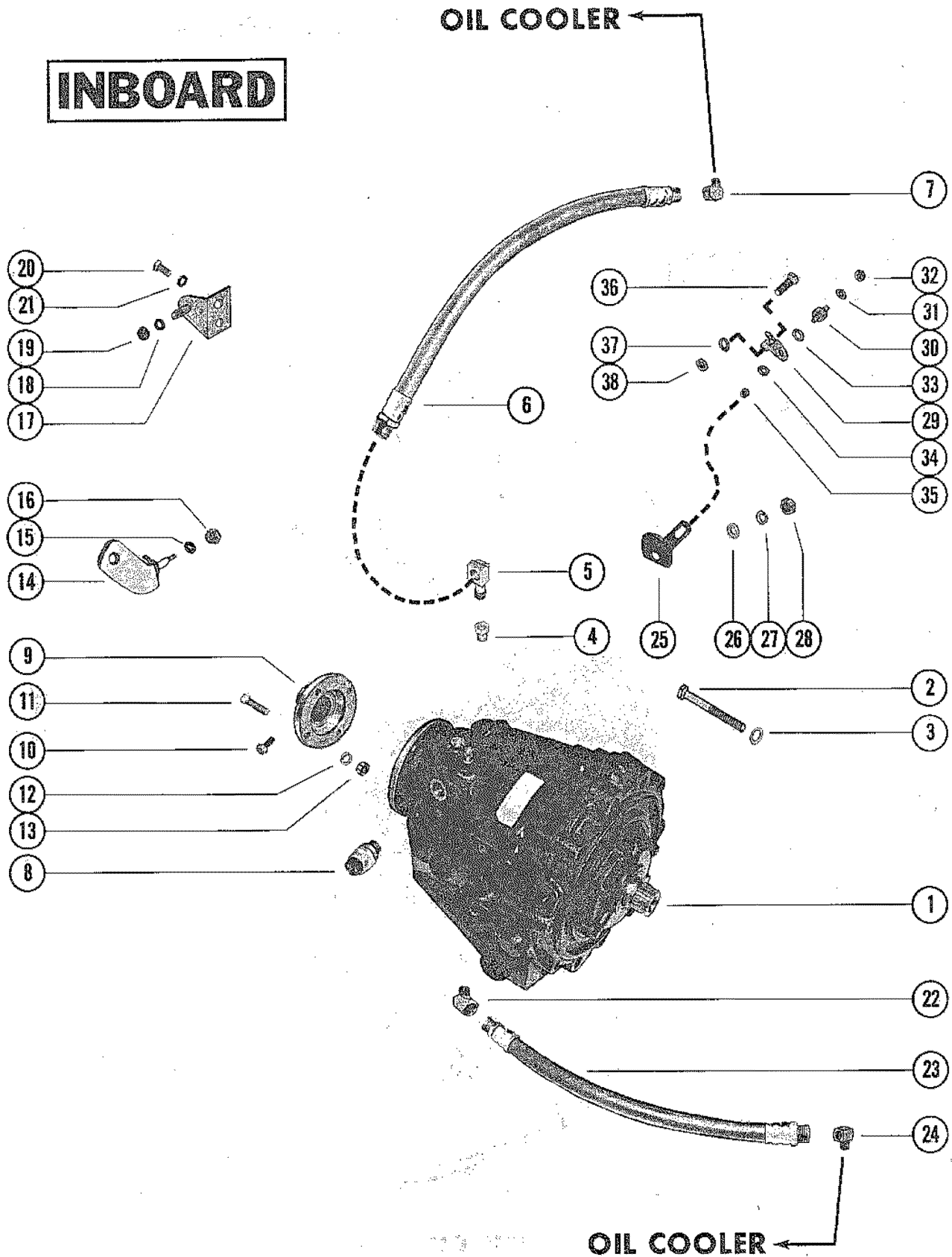


TRANSMISSION ASSEMBLY (STERN DRIVE)

REF. NO.	PART NO.	SYM.	QTY.	DESCRIPTION
43	22-47630		1	ELBOW, HOSE TO OIL COOLER
44	47334A1		1	BRACKET ASSEMBLY, TRANSMISSION MOUNT (STARBOARD)
45	35852		1	MOUNT, TRANSMISSION MOUNT BRACKET
46	10-47462		2	SCREW, MOUNT BRACKET TO TRANSMISSION (1 1/4")
47	13-32993		2	LOCKWASHER, MOUNT BRACKET SCREW
48	47335A1		1	BRACKET ASSEMBLY, SHIFT SUPPORT
49	16-33526		1	STUD, SHIFT SUPPORT BRACKET
50	12-21631		2	WASHER, SHIFT SUPPORT BRACKET STUD
51	23-31866		1	SPACER, SHIFT SUPPORT BRACKET STUD
52	11-20586		1	NUT, SHIFT SUPPORT BRACKET STUD
53	10-35386		3	SCREW, SHIFT SUPPORT BRACKET TO MOUNT BRACKET (1")
54	13-26421		3	LOCKWASHER, SHIFT SUPPORT BRACKET SCREW

TRANSMISSION ASSEMBLY (INBOARD)

INBOARD



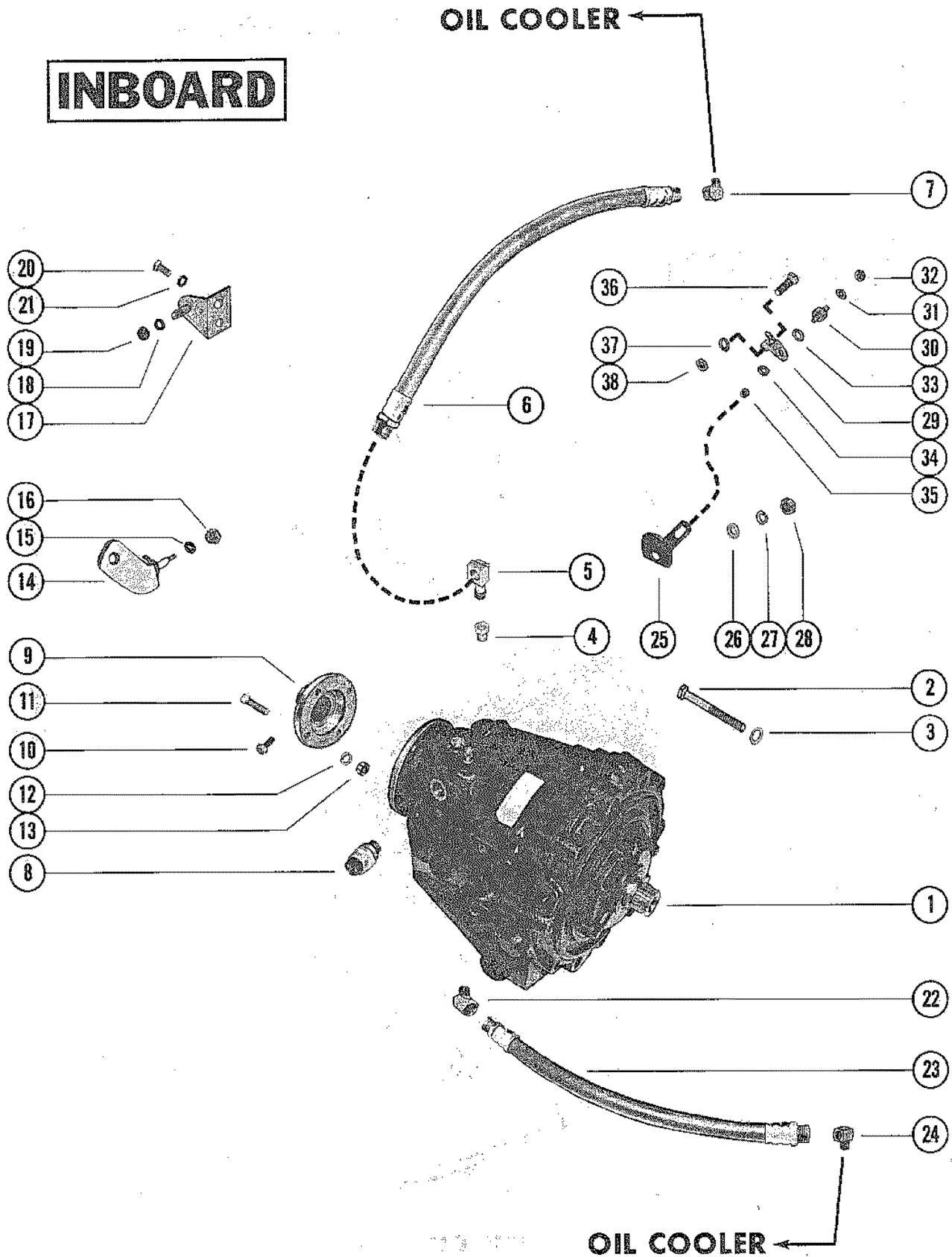
TRANSMISSION ASSEMBLY (INBOARD)

REF. NO.	PART NO.	SYM.	QTY.	DESCRIPTION
1	47810		1	TRANSMISSION (DIRECT DRIVE) 72 SERIES
	47811		1	TRANSMISSION (1.523:1 REDUCTION) 72 SERIES
	47812		1	TRANSMISSION (1.909:1 REDUCTION) 72 SERIES
	47813		1	TRANSMISSION (2.57:1 REDUCTION) 72 SERIES
	47814		1	TRANSMISSION (2.909:1 REDUCTION) 72 SERIES
2	10-60179		6	SCREW, TRANSMISSION TO ENGINE (3 1/2")
3	13-32993		6	LOCKWASHER, TRANSMISSION SCREW
4	23-36159		1	BUSHING, REDUCING - TRANSMISSION ELBOW SERIAL 00000000-03469127
5	22-47631		1	ELBOW, HOSE TO TRANSMISSION (90) SERIAL 00000000-03469127
6	32-47516--2		1	HOSE, TRANSMISSION TO OIL COOLER (16 3/4") SERIAL 00000000-03469127
7	22-47630		1	ELBOW, HOSE TO OIL COOLER (90) SERIAL 00000000-03469127
5	22-63824		1	ELBOW, HOSE TO TRANSMISSION (90) SERIAL 03469128-09999999
6	32-47516--6		1	HOSE, TRANSMISSION TO OIL COOLER (30") SERIAL 03469128-09999999
7	22-47629		1	ELBOW, HOSE TO OIL COOLER (90) SERIAL 03469128-09999999
8	47613		1	SWITCH, NEUTRAL SAFETY
9	48386A1		OPT.	FLANGE ASSEMBLY (1")
	48387A1		OPT.	FLANGE ASSEMBLY (1 1/8")
	48388A1		OPT.	FLANGE ASSEMBLY (1 1/4")
	48389A1		OPT.	FLANGE ASSEMBLY (1 3/8")
	48390A1		OPT.	FLANGE ASSEMBLY (1 1/2")
	57295A1		OPT.	FLANGE ASSEMBLY (1 3/4")
	57296A1		OPT.	FLANGE ASSEMBLY (2")
10	10-60171		2	SCREW, FLANGE TO PROPELLER SHAFT (1 1/4") SEE NOTE BELOW
	10-60170		2	SCREW, FLANGE TO PROPELLER SHAFT (1") SEE NOTE BELOW
	10-60169		2	SCREW, FLANGE TO PROPELLER SHAFT (3/4") SEE NOTE BELOW
11	10-60106		4	SCREW, TRANSMISSION FLANGE TO PROPELLER FLANGE (1 1/4")
12	13-32993		4	LOCKWASHER, FLANGE SCREW
13	11-22024		4	NUT, FLANGE SCREW
14	48649		1	BRACKET, SHIFT CABLE SERIAL 00000000-03469127
15	12-37407		1	WASHER, SHIFT CABLE TO BRACKET STUD SERIAL 00000000-03469127
16	11-46438		1	NUT, SHIFT CABLE TO BRACKET STUD (10-32) SERIAL 00000000-03469127
17	63815A2		1	BRACKET ASSEMBLY, SHIFT CABLE SERIAL # AND UP SERIAL 03469128-09999999
18	12-56681		1	WASHER, SHIFT CABLE STUD SERIAL 03469128-09999999

CONTINUED ON NEXT PAGE ➡

TRANSMISSION ASSEMBLY (INBOARD)

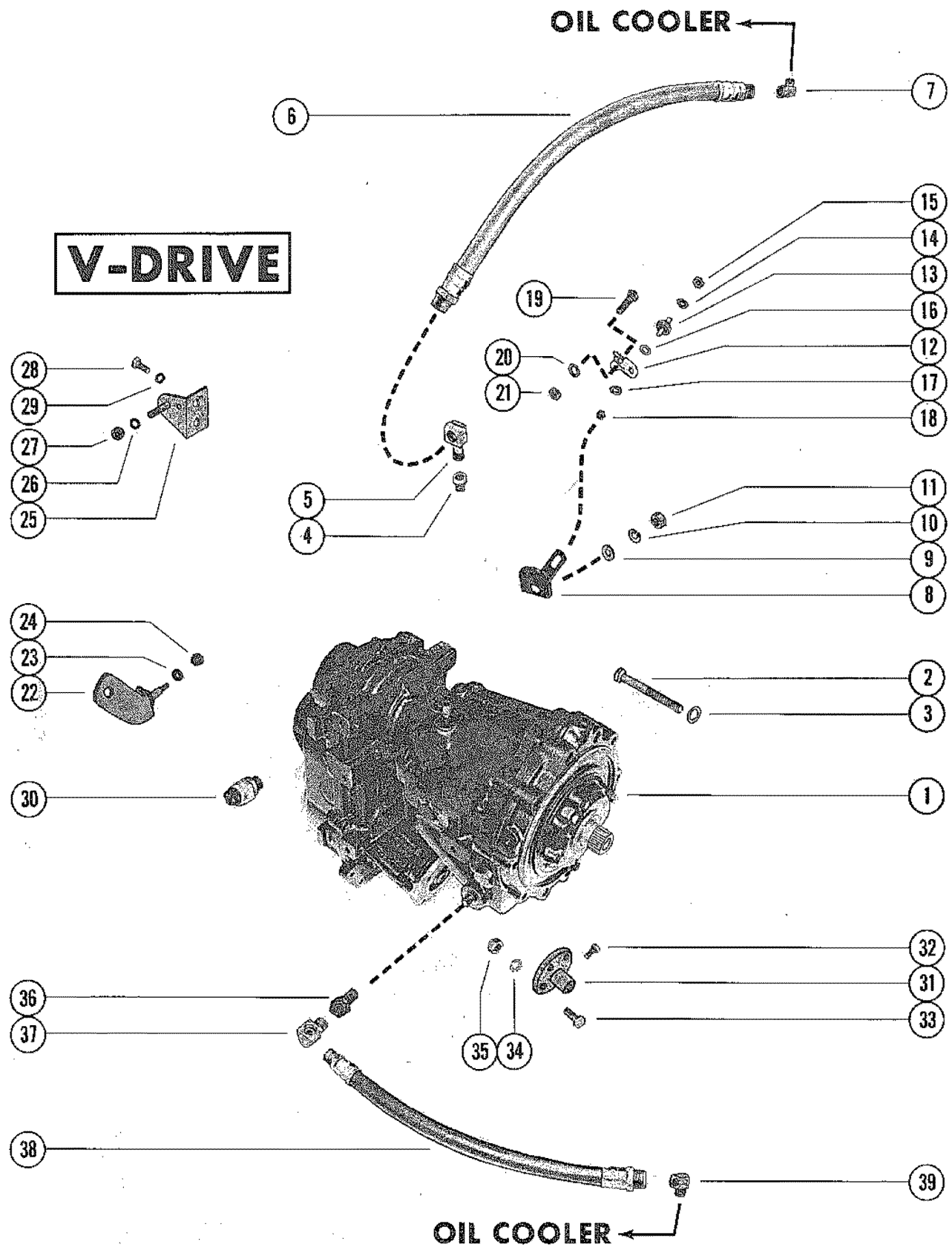
INBOARD



TRANSMISSION ASSEMBLY (INBOARD)

REF. NO.	PART NO.	SYM.	QTY.	DESCRIPTION
19	11-46438		1	NUT, SHIFT CABLE STUD SERIAL 03469128-09999999
20	10-35585		2	SCREW, BRACKET TO FLYWHEEL HOUSING (3/4") SERIAL 03469128-09999999
21	13-26992		2	LOCKWASHER, BRACKET SCREW SERIAL 03469128-09999999
22	22-47629		1	ELBOW, HOSE TO TRANSMISSION (90) SERIAL 00000000-03469127
23	32-47516--3		1	HOSE, OIL COOLER TO TRANSMISSION (7 7/8") SERIAL 00000000-03469127
24	22-47603		1	ELBOW, HOSE TO OIL COOLER (90) SERIAL 00000000-03469127
22	22-63835		1	ELBOW, HOSE TO TRANSMISSION (45) SERIAL 03469128-09999999
23	32-47516--2		1	HOSE, OIL COOLER TO TRANSMISSION (16 3/4") SERIAL 03469128-09999999
24	22-47629		1	ELBOW, HOSE TO OIL COOLER (90) SERIAL 03469128-09999999
25	48515		1	LEVER, SHIFT - TRANSMISSION
26	12-20722		1	WASHER, SHIFT LEVER TO TRANSMISSION
27	13-26993		1	LOCKWASHER, SHIFT LEVER TO TRANSMISSION
28	11-20083		1	NUT, SHIFT LEVER TO TRANSMISSION
29	48652		1	ADAPTOR, SHIFT CABLE TO SHIFT LEVER
30	16-48680		1	STUD, SHIFT CABLE ADAPTOR TO SHIFT LEVER (1 1/4")
31	12-20533		1	WASHER, SHIFT CABLE ADAPTOR STUD
32	11-46887		1	NUT, SHIFT CABLE ADAPTOR STUD (1/4-28)
33	13-29402		1	WAVE WASHER, SHIFT CABLE ADAPTOR STUD
34	12-37407		1	WASHER, SHIFT CABLE ADAPTOR STUD
35	11-46438		1	NUT, SHIFT CABLE ADAPTOR STUD (10-32)
36	10-20639		1	SCREW, SHIFT CABLE TO ADAPTOR (1 1/8")
37	12-22753		1	WASHER, SHIFT CABLE SCREW
38	11-46793		1	NUT, SHIFT CABLE SCREW (5/16-24)

TRANSMISSION ASSEMBLY (V-DRIVE)

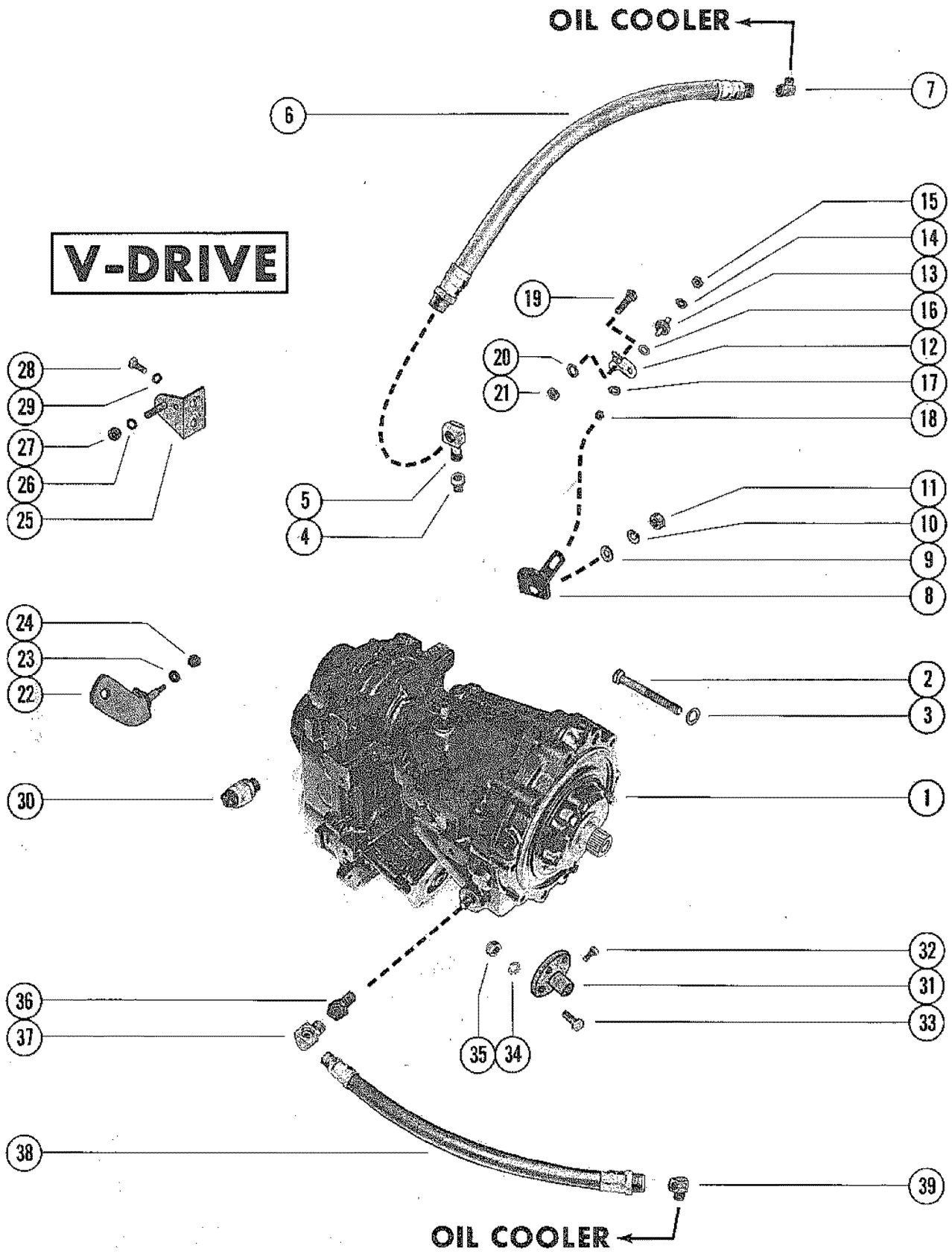


TRANSMISSION ASSEMBLY (V-DRIVE)

REF. NO.	PART NO.	SYM.	QTY.	DESCRIPTION
1	60958		1	TRANSMISSION, V-DRIVE (DIRECT DRIVE)
	60959		1	TRANSMISSION, V-DRIVE(1.51:1 REDUCTION)
	60960		1	TRANSMISSION, V-DRIVE (1.99:1 REDUCTION)
	60961		1	TRANSMISSION, V-DRIVE (2.49:1 REDUCTION)
	60962		1	TRANSMISSION, V-DRIVE (3.14:1 REDUCTION)
2	10-60179		6	SCREW, TRANSMISSION TO ENGINE (3 1/2")
3	13-32993		6	LOCKWASHER, TRANSMISSION SCREW
4	23-36159		1	BUSHING, REDUCING - TRANSMISSION ELBOW SERIAL 00000000-33469127
5	22-47631		1	ELBOW, HOSE TO TRANSMISSION (90) SERIAL 00000000-33469127
6	32-47516--2		1	HOSE, TRANSMISSION TO OIL COOLER (16 3/4") SERIAL 00000000-33469127
7	22-47630		1	ELBOW, HOSE TO OIL COOLER (90) SERIAL 00000000-33469127
5	22-63824		1	ELBOW, HOSE TO TRANSMISSION (90) SERIAL 03469128-09999999
6	32-47516-10		1	HOSE, TRANSMISSION TO OIL COOLER (33") SERIAL 03469128-09999999
7	22-47629		1	ELBOW, HOSE TO OIL COOLER (90) SERIAL 03469128-09999999
8	48515		1	LEVER, SHIFT - TRANSMISSION
9	12-20722		1	WASHER, SHIFT LEVER TO TRANSMISSION
10	13-26993		1	LOCKWASHER, SHIFT LEVER TO TRANSMISSION
11	11-20083		1	NUT, SHIFT LEVER TO TRANSMISSION
12	48652		1	ADAPTOR, SHIFT CABLE TO SHIFT LEVER
13	16-48680		1	STUD, SHIFT CABLE ADAPTOR TO SHIFT LEVER (1 1/4")
14	12-20533		1	WASHER, SHIFT CABLE ADAPTOR STUD
15	11-46887		1	NUT, SHIFT CABLE ADAPTOR STUD (1/4-28)
16	13-29402		1	WAVE WASHER, SHIFT CABLE ADAPTOR STUD
17	12-37407		1	WASHER, SHIFT CABLE ADAPTOR STUD
18	11-46438		1	NUT, SHIFT CABLE ADAPTOR STUD (10-32)
19	10-20639		1	SCREW, SHIFT CABLE TO ADAPTOR (1 1/8")
20	12-22753		1	WASHER, SHFIT CABLE SCREW
21	11-46793		1	NUT, SHIFT CABLE SCREW (5/16-24)
22	48648		1	BRACKET, SHIFT CABLE SERIAL 00000000-03469127
23	12-37407		1	WASHER, SHIFT CABLE TO BRACKET STUD SERIAL 00000000-03469127
24	11-46438		1	NUT, SHIFT CABLE TO BRACKET STUD (10-32) SERIAL 00000000-03469127
25	63815A2		1	BRACKET ASEMBLY, SHIFT CABLE SERIAL 03469128-09999999
26	12-56681		1	WASHER, SHIFT CABLE STUD SERIAL 03469128-09999999
27	11-46438		1	NUT, SHIFT CABLE STUD SERIAL 03469128-09999999
28	10-35585		2	SCREW, BRACKET TO FLYWHEEL HOUSING (3/4") SERIAL 03469128-09999999

CONTINUED ON NEXT PAGE ➡

TRANSMISSION ASSEMBLY (V-DRIVE)

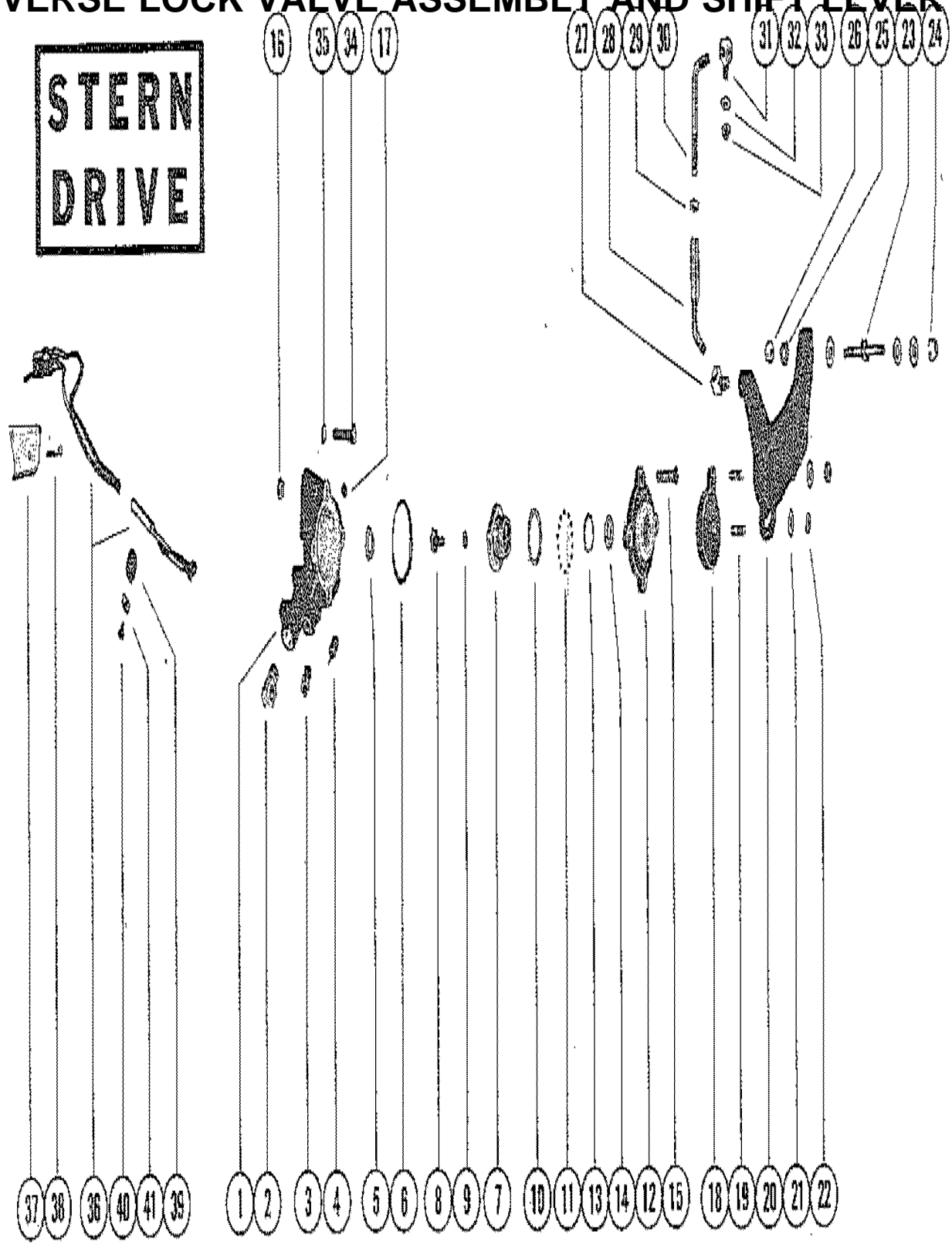


TRANSMISSION ASSEMBLY (V-DRIVE)

REF. NO.	PART NO.	SYM.	QTY.	DESCRIPTION
29	13-26992		2	LOCKWASHER, BRACKET SCREW SERIAL 03469128-09999999
30	47613		1	SWITCH, NEUTRAL SAFETY
31	48386A1		OPT.	FLANGE ASSEMBLY (1")
	48387A1		OPT.	FLANGE ASSEMBLY (1 1/8")
	48388A1		OPT.	FLANGE ASSEMBLY (1 1/4")
	48389A1		OPT.	FLANGE ASSEMBLY (1 3/8")
	48390A1		OPT.	FLANGE ASSEMBLY (1 1/2")
	57295A1		OPT.	FLANGE ASSEMBLY (1 3/4")
	57296A1		OPT.	FLANGE ASSEMBLY (2")
32	10-60171		2	SCREW, FLANGE TO PROPELLER SHAFT (1 1/4") SEE NOTE BELOW
	10-60170		2	SCREW, FLANGE TO PROPELLER SHAFT (1") SEE NOTE BELOW
	10-60169		2	SCREW, FLANGE TO PROPELLER SHAFT (3/4") SEE NOTE BELOW
33	10-60106		4	SCREW, TRANSMISSION FLANGE TO PROPELLER FLANGE (1 1/4")
34	13-32993		4	LOCKWASHER, FLANGE SCREW
35	11-22024		4	NUT, FLANGE SCREW
36	23-36159		1	BUSHING, REDUCING - HOSE ELBOW SERIAL 00000000-03469127
37	22-47631		1	ELBOW, HOSE TO TRANSMISSION (90) SERIAL 00000000-03469127
38	32-47516--3		1	HOSE, OIL COOLER TO TRANSMISSION (7 7/8") SERIAL 00000000-03469127
39	22-47630		1	ELBOW, HOSE TO OIL COOLER (90) SERIAL 00000000-03469127
37	22-47629		1	ELBOW, HOSE TO TRANSMISSION (90) SERIAL 03469128-09999999
38	32-47516--9		1	HOSE, OIL COOLER TO TRANSMISSION (37") SERIAL 03469128-09999999
39	22-47629		1	ELBOW, HOSE TO OIL COOLER (90) SERIAL 03469128-09999999

REVERSE LOCK VALVE ASSEMBLY AND SHIFT LEVER

**STERN
DRIVE**



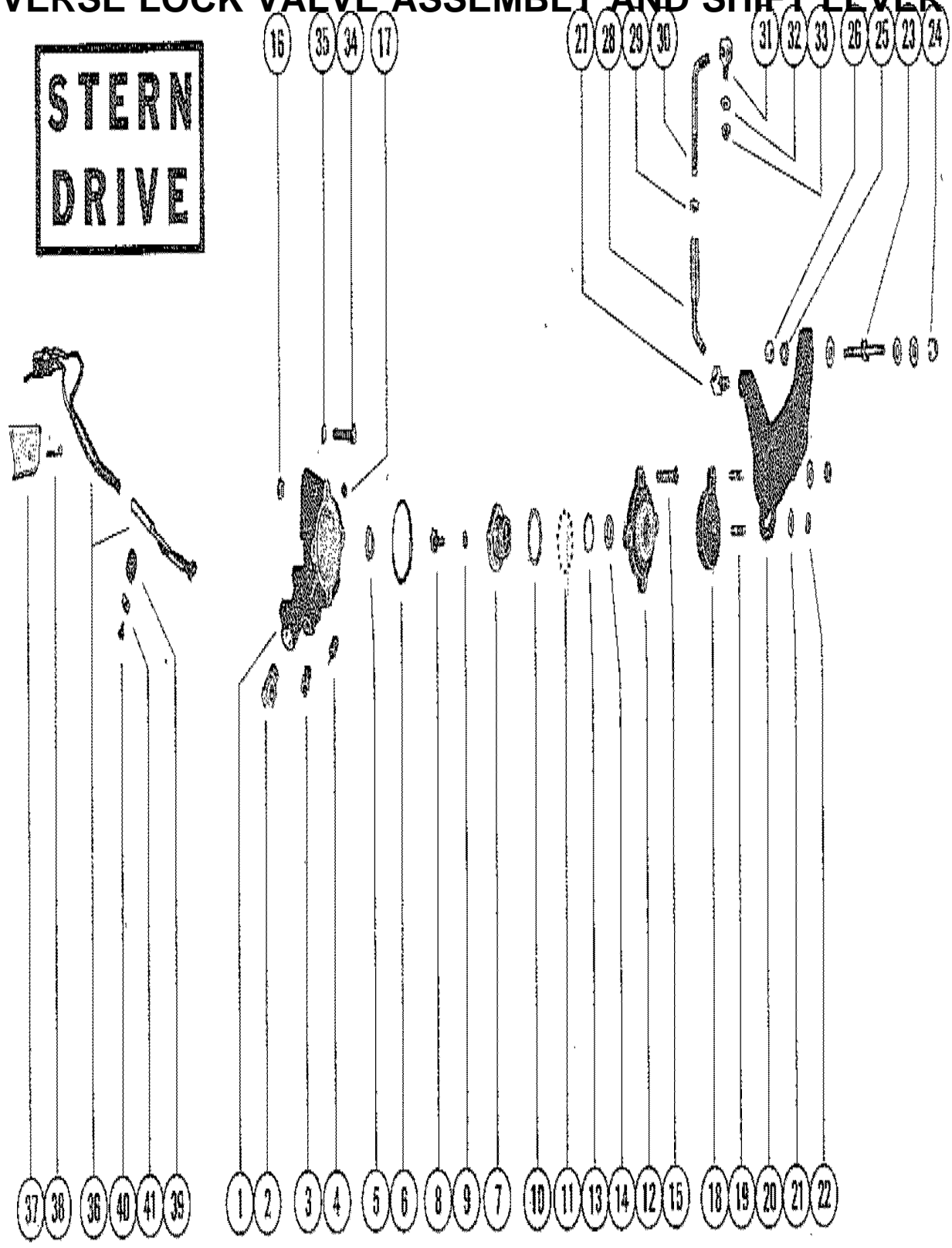
REVERSE LOCK VALVE ASSEMBLY AND SHIFT LEVER

REF. NO.	PART NO.	SYM.	QTY.	DESCRIPTION
1	48165A6		1	REVERSE LOCK VALVE ASSEMBLY
2	22-45794		1	ELBOY , HYDRAULIC TRIM HOSE TO REVERSE LOCK VALVE
3	22-48167		1	CONNECTOR, ELBOW
4	45709		1	FOLLOWER, CAM
5	13-25906		1	WASHER, WAVE- REVERSE LOCK VALVE
6	25-45710		1	O RING, REVERSE LOCK VALVE
7	45526		1	CAM, REVERSE LOCK VALVE
8	10-46736		1	SCREW, CAM TO CAM LEVER (1/2")
9	13-26996		1	LOCKWASHER, CAM SCREW
10	12-45713		1	WASHER, RETAINING- BALL TO VALVE COVER
11	30-45712		30	BALL, VALVE COVER
12	45528A2		1	COVER, REVERSE LOCK VALVE
13	25-45711		1	O RING, VALVE COVER
14	102-59570		1	WASHER, VALVE COVER
15	10-45716		1	SCREW, COVER TO REVERSE LOCK VALVE (15/16")
16	11-20110		4	NUT, COVER SCREW
17	22-21290		1	PLUG, PIPE - REVERSE LOCK VALVE
18	46732A1		1	LEVER ASSEMBLY, CAM
19	16-45715		2	STUD, SHIFT CONTROL LEVER TO CAM LEVER (23/32")
20	47346		1	LEVER, SHIFT -CAM LEVER
21	12-21273		2	WASHER, CAM LEVER STUD
22	11-20110		2	NUT, SHIFT CONTROL LEVER TO CAM LEVER STUD
23	16-34069		1	STUD, SHIFT CABLE TO SHIFT LEVER (2 1/4")
24	11-20361		1	NUT, SHIFT CABLE STUD
25	12-39143		4	WASHER, SHIFT CABLE STUD
26	11-20361		1	NUT, SHIFT CABLE STUD TO SHIFT LEVER
27	27947		1	SWIVEL, LINK ROD TO SHIFT LEVER
28	25996A1		1	LINK ROD ASSEMBLY
29	11-25168		1	NUT, JAM - LINK ROD
30	38982		1	LINK ROD, SHIFT LEVER
31	47459		1	SWIVEL, LINK ROD TO TRANSMISSION SHIFT LEVER
32	12-30164		1	WASHER, LINK ROD SWIVEL
33	11-20110		1	NUT, LINK ROD SWIVEL
34	10-25299		2	SCREW, REVCERSE LOCK VALVE TO SHIFT SUPPORT BRACKET (3/4")
35	13-21804		2	LOCKWASHER, REVERSE LOCK VALVE SCREW
36	49645A1		1	SWITCH ASSEMBLY, CUT-OUT-REVERSE LOCK VALVE

CONTINUED ON NEXT PAGE ➡

REVERSE LOCK VALVE ASSEMBLY AND SHIFT LEVER

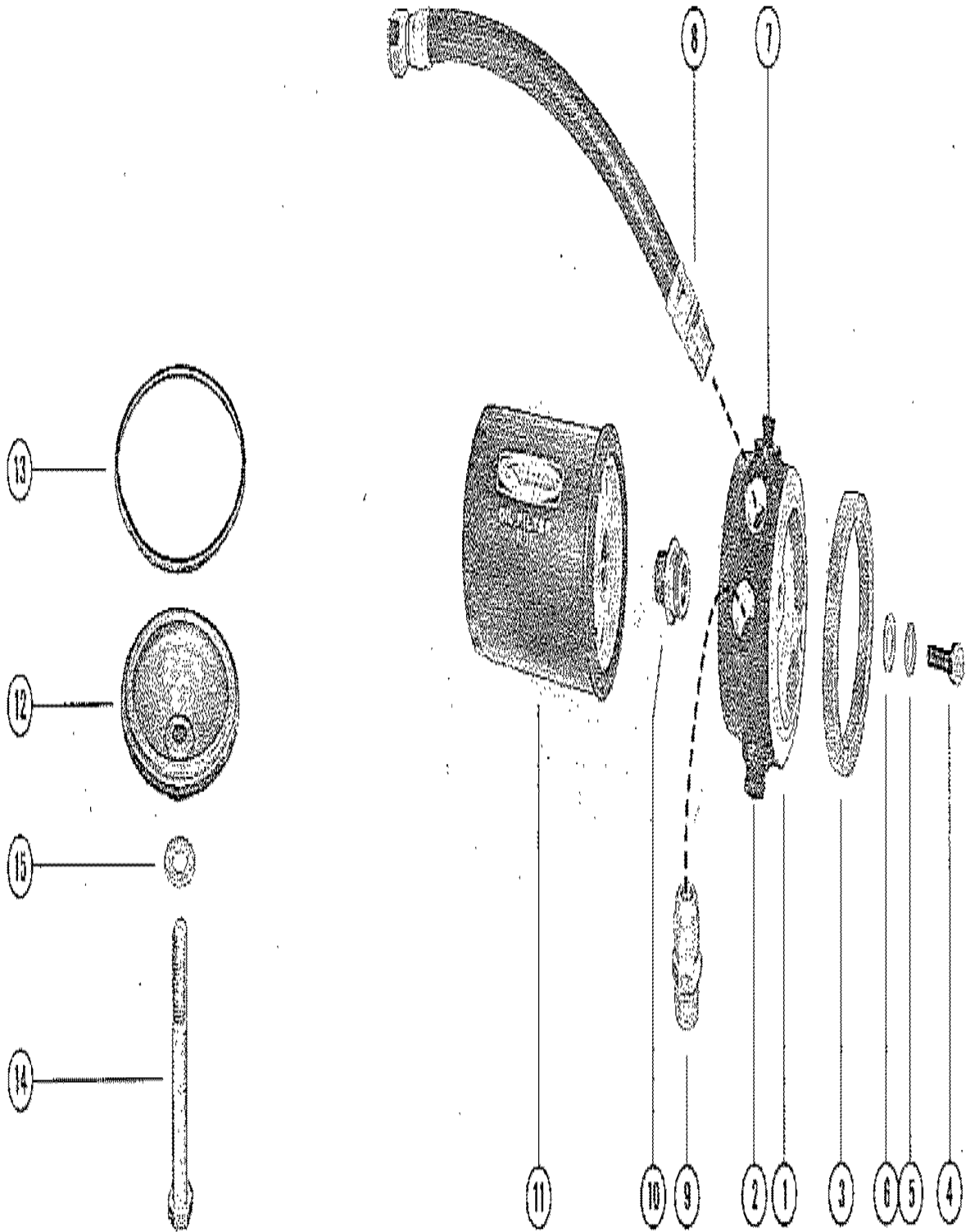
**STERN
DRIVE**



REVERSE LOCK VALVE ASSEMBLY AND SHIFT LEVER

REF. NO.	PART NO.	SYM.	QTY.	DESCRIPTION
37	45717		1	SHIELD, CUT-OUT SWITCH
38	10-58332		2	SCREW, SHILED AND SWITCH TO REVERSE LOCK VALVE (3/4")
39	54-54178		1	CLIP, CUT-OUT SWITCH LEAD TO TRANSOM PLATE
40	10-21643		1	SCREW, CUT-OUYT SWITCH LEAD CLIP ATTACHING (1/2")
41	22789		1	D WASHER, CLIP ATTACHING SCREW 1

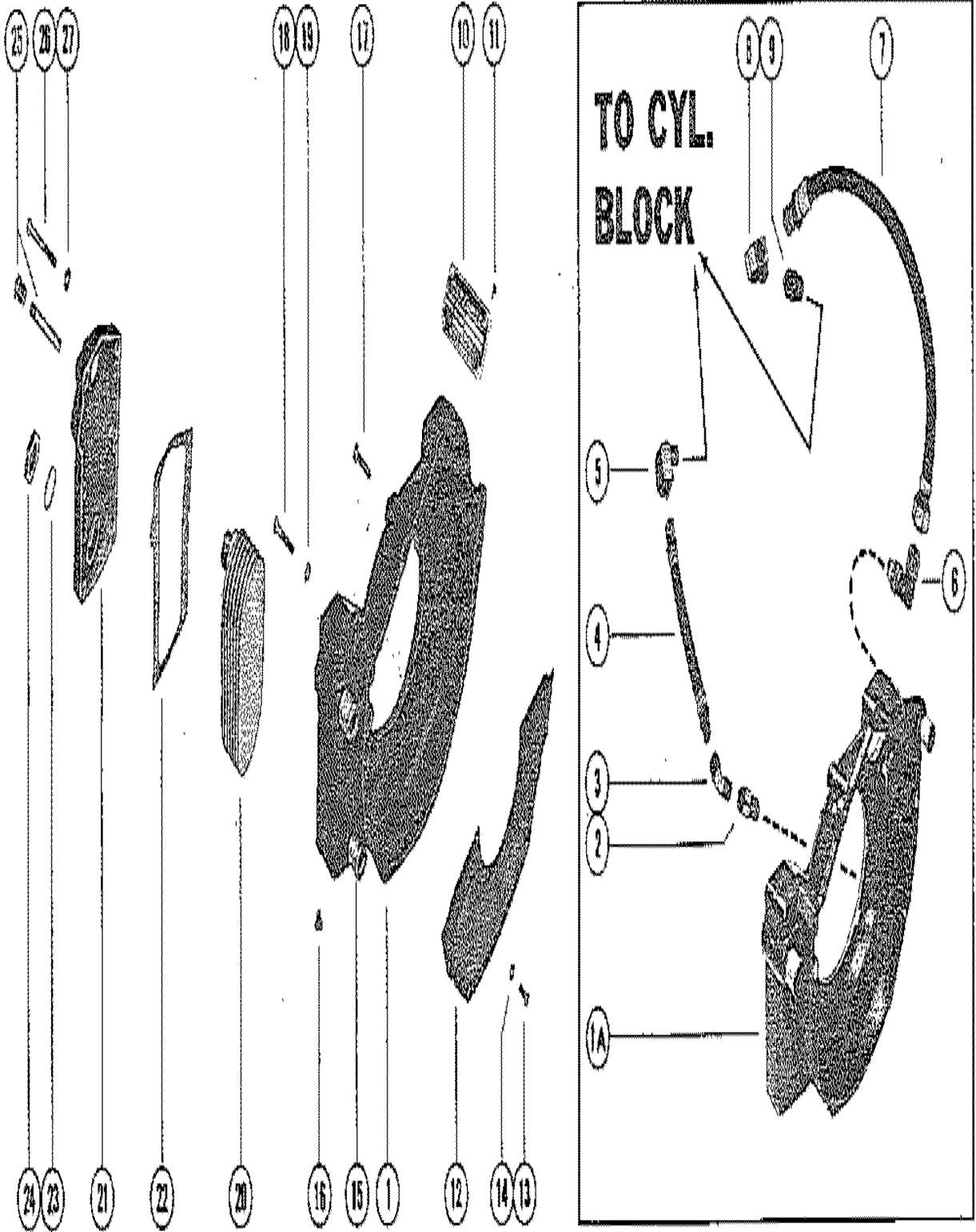
REMOTE OIL FILTER



REMOTE OIL FILTER

REF. NO.	PART NO.	SYM.	QTY.	DESCRIPTION
1	48504		1	ADAPTOR, OIL FILTER
2	22-36373		1	PLUG, PIPE - OIL FILTER ADAPTOR (3/8-18)
3	12-48506		1	WASHER, INSULATOR - ADAPTOR TO ELECTRIC PANEL
4	10-47954		2	SCREW, OIL FILTER ADAPTOR TO ELECTRIC PANEL (1 5/8")
5	13-37459		2	LOCKWASHER, OIL FILTER ADAPTOR SCREW
6	12-25970		2	WASHER, OIL FILTER ADAPTOR SCREW
7	22-32802		1	PLUG, PIPE - OIL FILTER ADAPTOR (1/8-27)
8	32-48244A1		1	HOSE, OIL RETURN
9	22-48245		1	CONNECTOR, OIL FILTER ADAPTOR TO OIL HOSE
10	32720		1	FITTING, OIL FILTER TO ADAPTOR
11	52731		1	OIL FILTER
12	48699		1	COVER, PLUG - CYLINDER BLOCK
13	25-33756		1	RING, SEALING - PLUG COVER
14	10-48831		1	SCREW, PLUG COVER TO CYLINDER BLOCK (4")
15	12-47523		1	WASHER, PLUG COVER SCREW

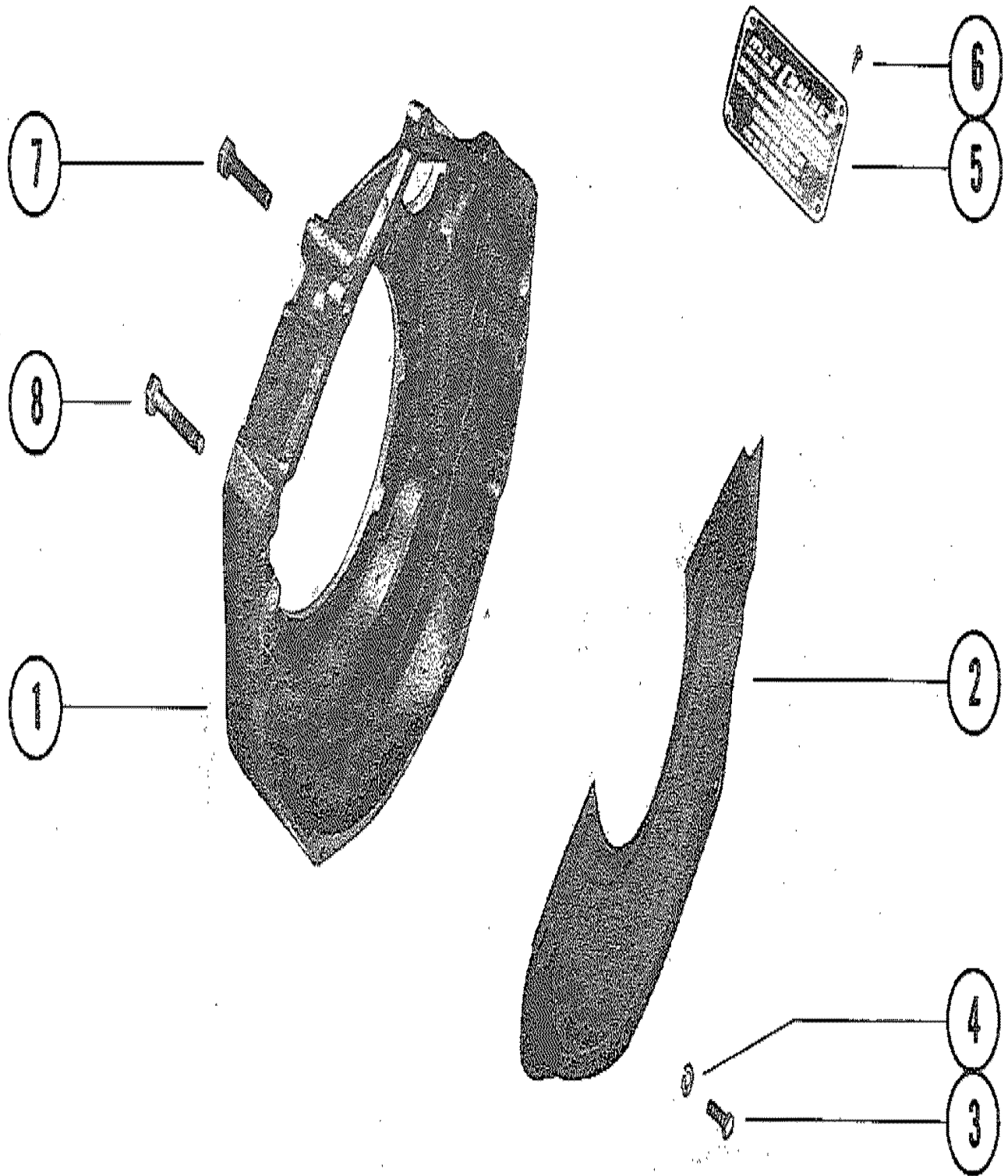
FLYWHEEL HOUSING AND OIL COOLER



FLYWHEEL HOUSING AND OIL COOLER

REF. NO.	PART NO.	SYM.	QTY.	DESCRIPTION
1	47553		1,	HOUSING, FLYWHEEL (SINGLE COOLER)
1A	47554		,1	HOUSING, FLYWHEEL (DOUBLE COOLER)
2	22-48873		,1	EXTENDER, OUTLET HOSE TO OIL COOLER
3	22-48872		,1	ELBOW, OUTLET HOSE (45)
4	32-48944--1		,1	HOSE, OUTLET - OIL COOLER TO CYLINDER BLOCK (8")
5	22-48246		,1	ELBOW, OUTLET HOSE TO CYLINDER BLOCK (90 DEGREES)
6	22-48871		,1	ELBOW, INLET HOSE TO OIL COOLER
7	32-48946		,1	HOSE, INLET - OIL COOLER TO CYLINDER BLOCK (15")
8	22-48246		,1	ELBOW, INLET HOSE TO CYLINDER BLOCK (90 DEGREES)
9	22-48874		,1	FITTING, REDUCER - INLET HOSE ELBOW
10	38-47520		1,1	SERIAL PLATE
11	10-20314		4,4	SCREW, SERIAL PLATE ATTACHING
12	47542		1,1	COVER, FLYWHEEL HOUSING
13	10-28635		4,4	SCREW, COVER TO HOUSING (5/8")
14	13-26992		4,4	LOCKWASHER, COVER SCREW
15	23-47511		2,2	SLEEVE, CONNECTING - FLYWHEEL HOUSING
16	22-32802		1,1	PLUG, DRAIN - FLYWHEEL HOUSING
17	10-26632		3,	SCREW, FLYWHEEL HOUSING TO ENGINE (1 1/4")
	10-26632		,1	SCREW, FLYWHEEL HOUSING TO ENGINE (1 1/4")
18	10-45363		2,	SCREW, FLYWHEEL HOUSING TO ENGINE (2 5/8")
	10-52708		2,	SCREW, FLYWHEEL HOUSING TO ENGINE (2 1/2")
19	12-33181		2,	WASHER, SEALING - FLYWHEEL HOUSING SCREW
	12-33181		,4	WASHER, SEALING - FLYWHEEL HOUSING SCREW
20	47610		1,1	COOLER, OIL RIGHT SIDE
21	47490		1,1	COVER, OIL COOLER RIGHT SIDE
22	27-47495		1,1	GASKET, OIL COOLER COVER RIGHT SIDE
20	47611		,1	COOLER, OIL LEFT SIDE
21	47541		,1	COVER, OIL COOLER LEFT SIDE
22	27-47496		,1	GASKET, OIL COOLER COVER LEFT SIDE
23	25-47632		2,	O RING, SEALING - OIL COOLER
	25-47632		,4	O RING, SEALING - OIL COOLER
24	11-47521		2,	NUT, JAM - OIL COOLER
	11-47521		,4	NUT, JAM - OIL COOLER
25	22-47917		1,	ELECTRODE, OIL COOLER
	22-47917		,2	ELECTRODE, OIL COOLER
26	10-20362		6,	SCREW, OIL COOLER COVER TO FLYWHEEL HOUSING (1 7/16")
	10-20362		,12	SCREW, OIL COOLER COVER TO FLYWHEEL HOUSING (1 7/16")
27	12-36533		2,	WASHER, OIL COOLER COVER SCREW
	12-36533		,4	WASHER, OIL COOLER COVER SCREW
	13-26421		4,	LOCKWASHER, OIL COOLER COVER SCREW
	13-26421		,8	LOCKWASHER, OIL COOLER COVER SCREW

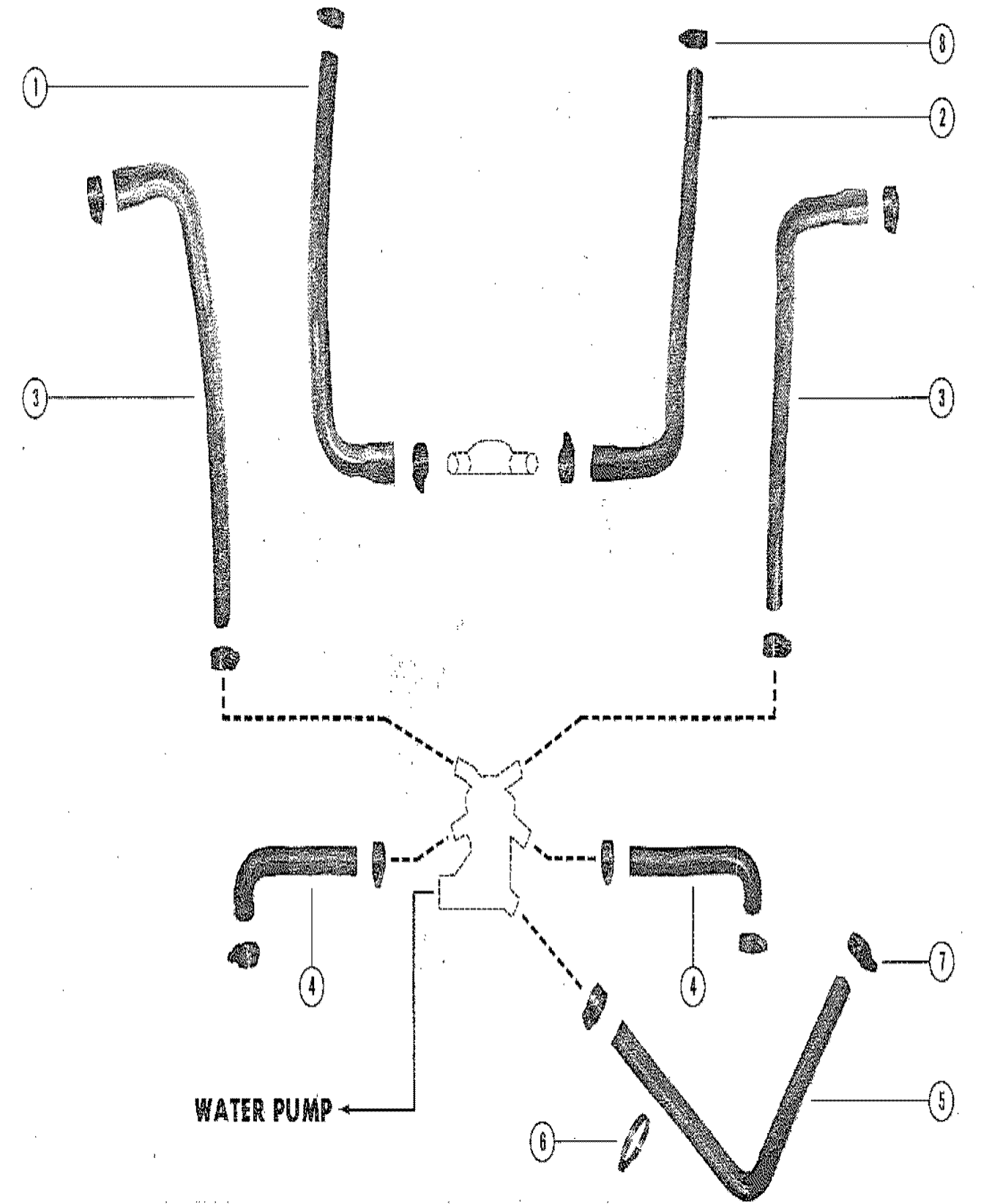
FLYWHEEL HOUSING



FLYWHEEL HOUSING

REF. NO.	PART NO.	SYM.	QTY.	DESCRIPTION
1	63828		1	HOUSING, FLYWHEEL
2	63833		1	COVER, FLYWHEEL HOUSING
3	10-20031		3	SCREW, COVER TO FLYWHEEL HOUSING (1/2")
	10-28635		1	SCREW, COVER TO FLYWHEEL HOUSING (5/8")
4	13-26992		4	LOCKWASHER, COVER SCREW
5	38-47520		1	SERIAL PLATE
6	10-28642		4	SCREW, SERIAL PLATE ATTACHING (3/16")
7	10-34353		5	SCREW, FLYWHEEL HOUSING TO ENGINE (1")
8	10-63826		2	SCREW, FLYWHEEL HOUSING TO ENGINE (2 1/2")

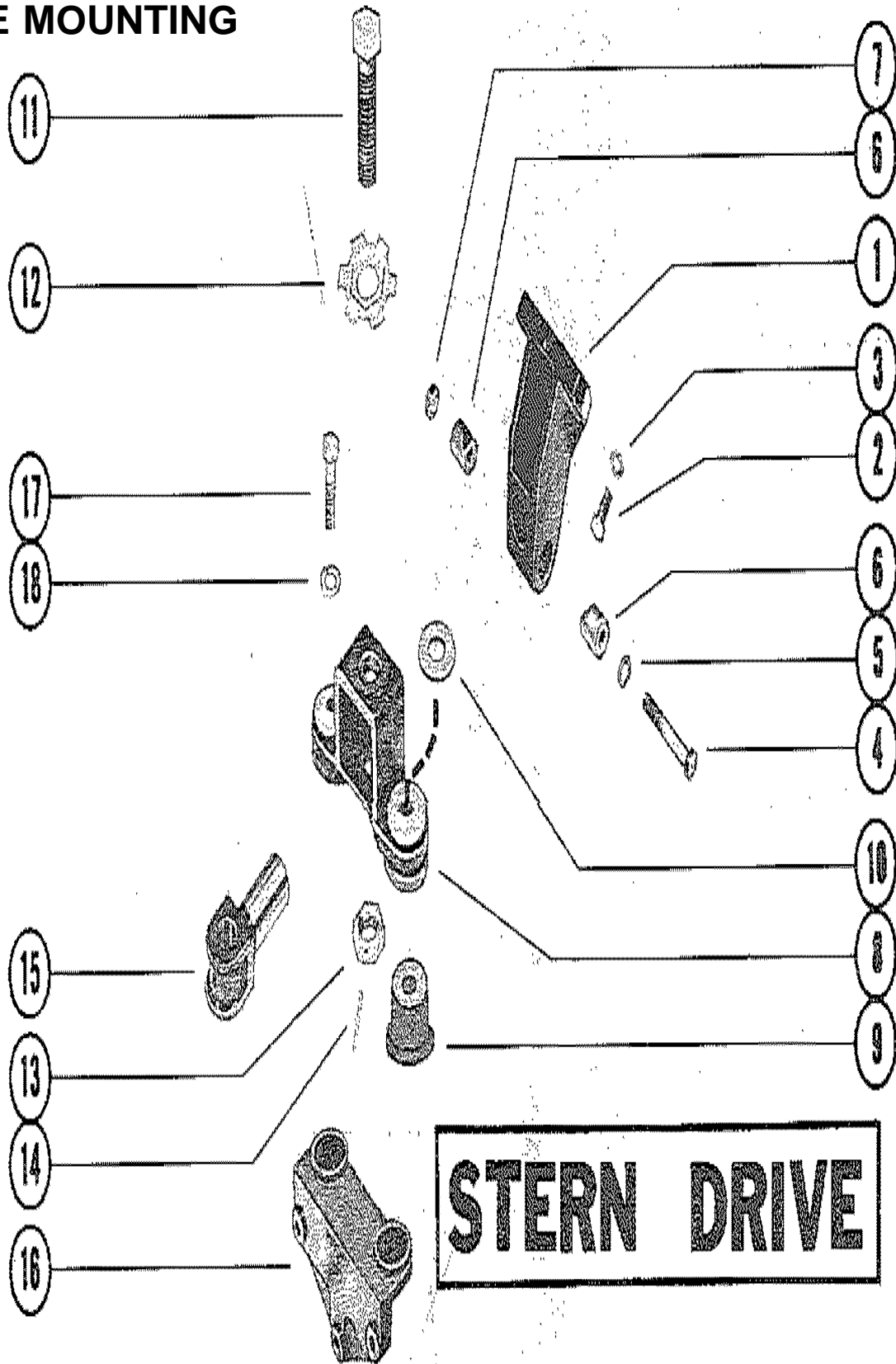
WATER DISTRIBUTION HOSES



WATER DISTRIBUTION HOSES

REF. NO.	PART NO.	SYM.	QTY.	DESCRIPTION
1	32-60095		1	HOSE, THERMOSTAT COVER TO DISTRIBUTION HSG. (STARBOARD)
2	32-60094		1	HOSE, THERMOSTAT COVER TO DISTRIBUTION HSG. (PORT)
3	32-59877		2	HOSE, THERMOSTAT HSG. TO WATER DISTRIBUTION HSG.
4	32-48132		2	HOSE, THERMOSTAT HOUSING TO END CAP
5	32-47650		1	HOSE, HOUSING TO OIL COOLER SERIAL 00000000-03469127
	32-64346		1	HOSE, HOUSING TO OIL COOLER SERIAL 03469128-09999999
6	54-47715		1	CLIP, HOSE TO CYLINDER BLOCK
7	54-32780		2	CLAMP, HOSE TO OIL COOLER AND THERMOSTAT HOUSING
8	54-32880		12	CLAMP, HOSE ATTACHING

ENGINE MOUNTING

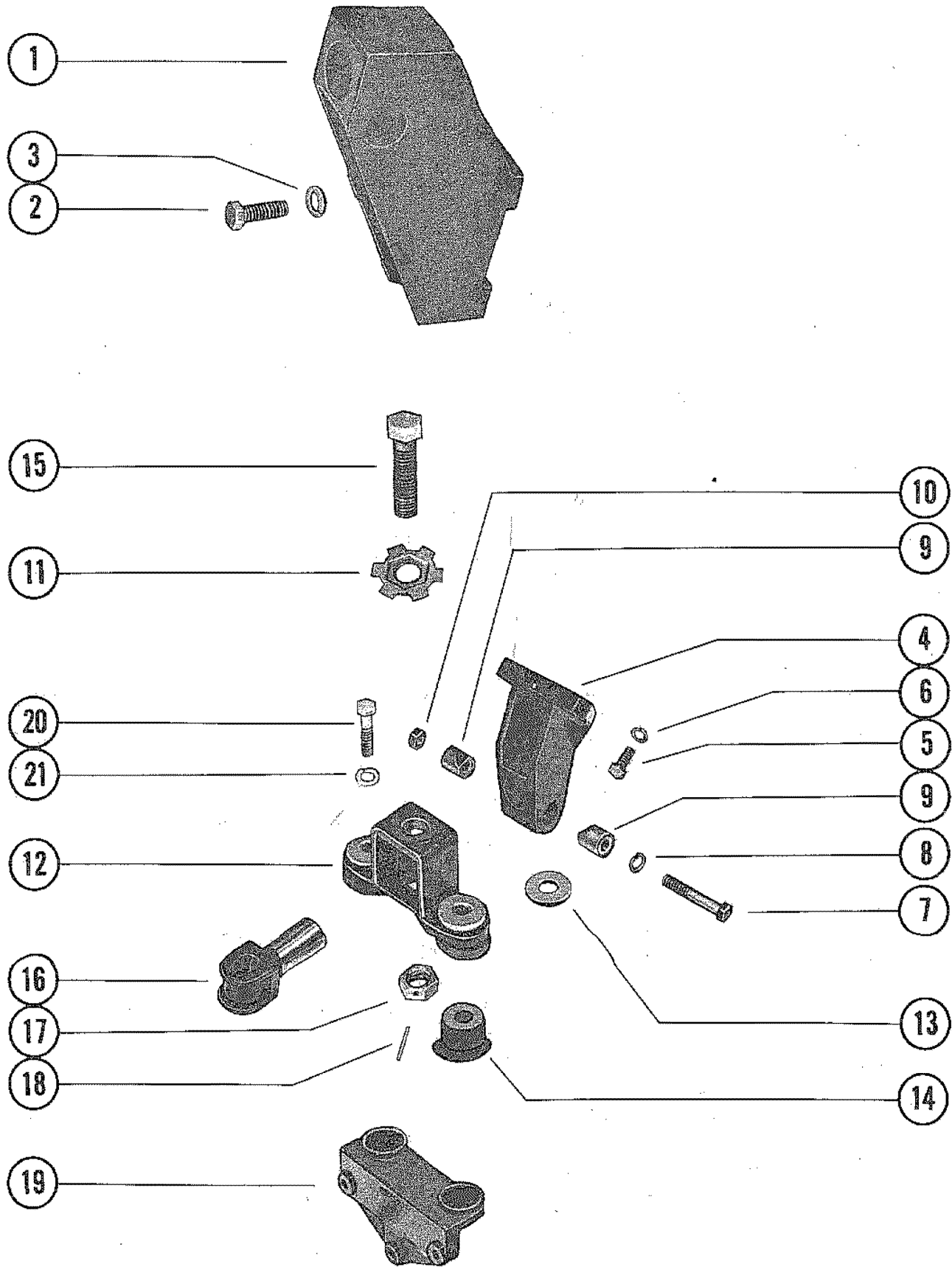


STERN DRIVE

ENGINE MOUNTING

REF. NO.	PART NO.	SYM.	QTY.	DESCRIPTION
1	48709		2	BRACKET, MOUNTING (FRONT)
2	10-37612		6	SCREW, MOUNTING BRACKET CYLINDER BLOCK (1 1/4")
3	13-35048		6	LOCKWASHER, MOUNTING BRACKET SCREW
4	10-47654		2	SCREW, CLAMP - ADJUSTING TRUNNION (2 3/4")
5	13-32993		2	LOCKWASHER, CLAMP ADJUSTING TRUNNION SCREW
6	54-47528		4	CLAMP, ADJUSTING TRUNNION SCREW
	54-47528		4	CLAMP, ADJUSTING TRUNNION SCREW
7	11-29553		2	NUT, CLAMP ADJUSTING TRUNNION SCREW
8	47601A2		2	BRACKET ASSEMBLY, MOUNTING - FRONT SERIAL # AND BELOW SERIAL 00000000-02536059
9	47656		4	MOUNT, MOUNTING BRACKET SERIAL 00000000-02536059
10	12-48611		4	WASHER, MOUNTING BRACKET SERIAL 00000000-02536059
11	10-47652		2	SCREW, ADJUSTING TRUNNION (3 5/8") SERIAL 00000000-02536059
8	52139A4		2	BRACKET ASSEMBLY, MOUNTING - FRONT SERIAL # AND UP SERIAL 02536060-09999999
9	52753		4	MOUNT, MOUNTING BRACKET SERIAL 02536060-09999999
10	12-48611		4	WASHER, MOUNTING BRACKET SERIAL 02536060-09999999
11	10-52156		2	SCREW, ADJUSTING TRUNNION (4 1/2") SERIAL 02536060-09999999
12	14-48467		2	TAB WASHER, ADJUSTING TRUNNION SCREW
13	11-47525		2	NUT, JAM - ADJUSTING TRUNNION SCREW
14	17-22116		2	PIN, ROOL - JAM NUT
15	47518		2	TRUNNION, ADJUSTING -MOUNTING BRACKET
16	47986		2	BRACKET, MOUNTING - ENGINE
17	10-48254		4	SCREW, MOUNTING BRACKET ATTACHING (2 1/8")
18	13-31848		4	LOCKWASHER, MOUNTING BRACKET SCREW

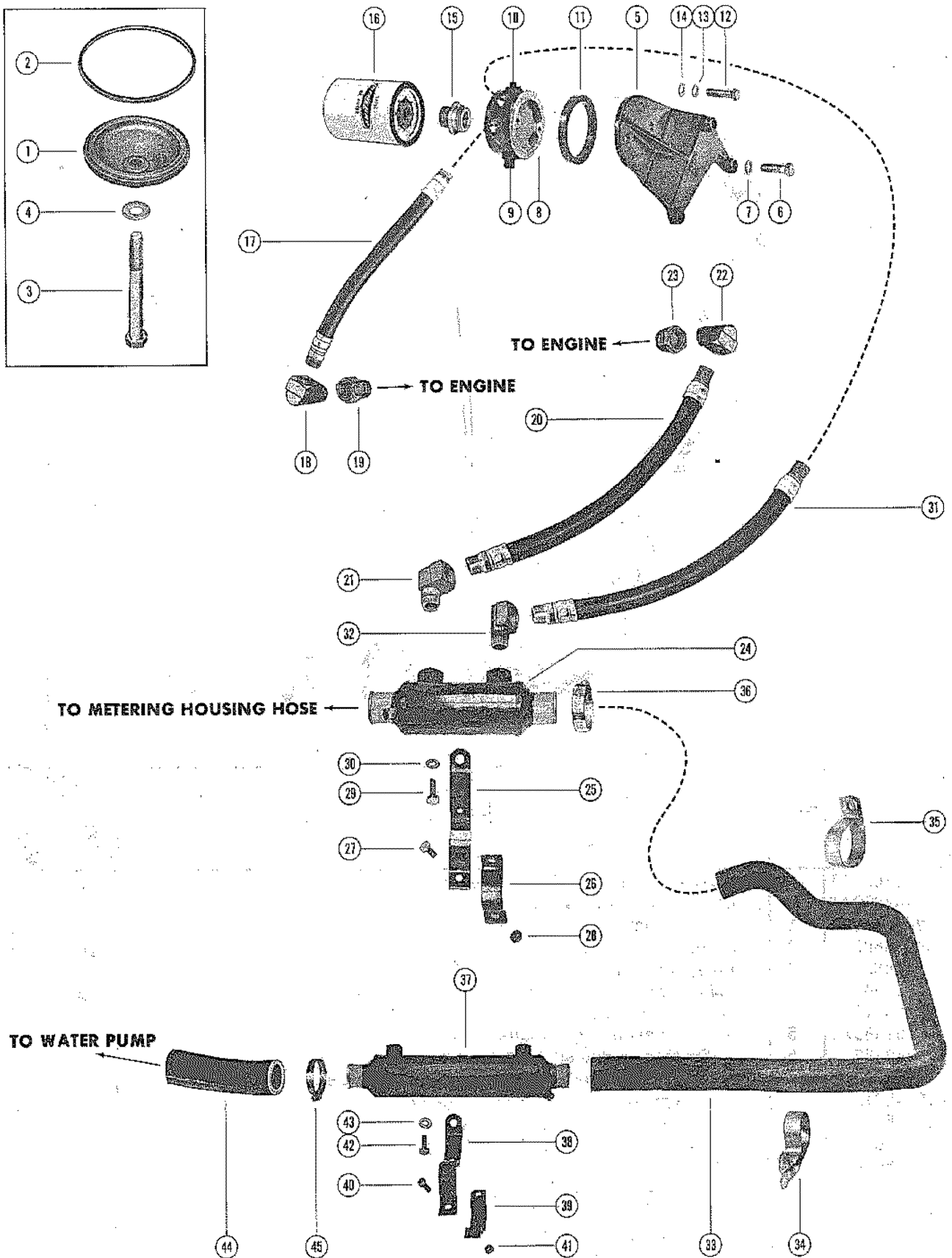
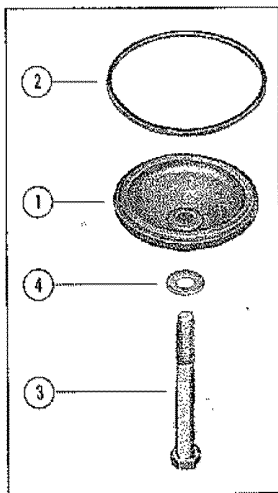
MOUNTING BRACKETS



MOUNTING BRACKETS

REF. NO.	PART NO.	SYM.	QTY.	DESCRIPTION
1	47501		2	BRACKET, MOUNTING (REAR) USE WITH REFERENCE #19
	62255		2	BRACKET, MOUNTING (REAR) USE REFERENCE #19
2	10-37269		4	SCREW, MOUNTING BRACKET TO TRANSMISSION (2")
3	13-32993		4	LOCKWASHER, MOUNTING BRACKET SCREW
1	58769		2	BRACKET, MOUNTING (REAR) "V" DRIVE ONLY
2	10-47462		6	SCREW, MOUNTING BRACKET TO TRANSMISSION (1 1/4") "V" DRIVE ONLY
3	13-32993		6	LOCKWASHER, MOUNTING BRACKET SCREW "V" DRIVE ONLY
4	47499		2	BRACKET, MOUNTING (FRONT) USE WITH REFERENCE #19
	48709		2	BRACKET, MOUNTING (FRONT) USE WITHOUT REFERENCE #19
5	10-48424		6	SCREW, MOUNTING BRACKET TO CYLINDER BLOCK (1 5/8")
6	13-35048		6	LOCKWASHER, MOUNTING BRACKET SCREW
7	10-47654		4	SCREW, CLAMP - ADJUSTING TRUNNION (2 3/4")
8	13-32993		4	LOCKWASHER, CLAMP ADJUSTING TRUNNION SCREW
9	54-47528		8	CLAMP, ADJUSTING TRUNNION SCREW
10	11-29553		4	NUT, CLAMP ADJUSTING TRUNNION SCREW
11	14-48467		4	TAB WASHER, ADJUSTING TRUNNION SCREW
12	47601A2		4	BRACKET ASSEMBLY, MOUNTING - FRONT AND REAR SERIAL 00000000-02508318
13	12-48611		8	WASHER, MOUNTING BRACKET SERIAL 00000000-02508318
14	47656		8	MOUNT. MOUNTING BRACKET SERIAL 00000000-02508318
15	10-47652		4	SCREW, ADJUSTING TRUNNION (3 5/8") SERIAL 00000000-02508318
12	52139A2		4	BRACKET ASSEMBLY, MOUNTING - FRONT AND REAR SERIAL 02508319-09999999
13	12-48611		8	WASHER, MOUNTING BRACKET SERIAL 02508319-09999999
14	47656		8	MOUNT, MOUNTING BRACKET SERIAL 02508319-09999999
15	10-52156		4	SCREW, ADJUSTING TRUNNION (4 1/2") SERIAL 02508319-09999999
16	47518		4	TRUNNION, ADJUSTING - MOUNTING BRACKET
17	11-47525		4	NUT, JAM - ADJUSTING TRUNNION SCREW
18	17-22116		4	PIN, ROLL - JAM NUT
19	47986		4	BRACKET, MOUNTING - ENGINE SERIAL 02508319-03469127
20	10-48254		8	SCREW, MOUNTING BRACKET ATTACHING (2 1/8") SERIAL 02508319-03469127
21	13-31848		8	LOCKWASHER, MOUNTING BRACKET SCREW SERIAL 02508319-03469127

OIL COOLER, OIL FILTER AND HOSES

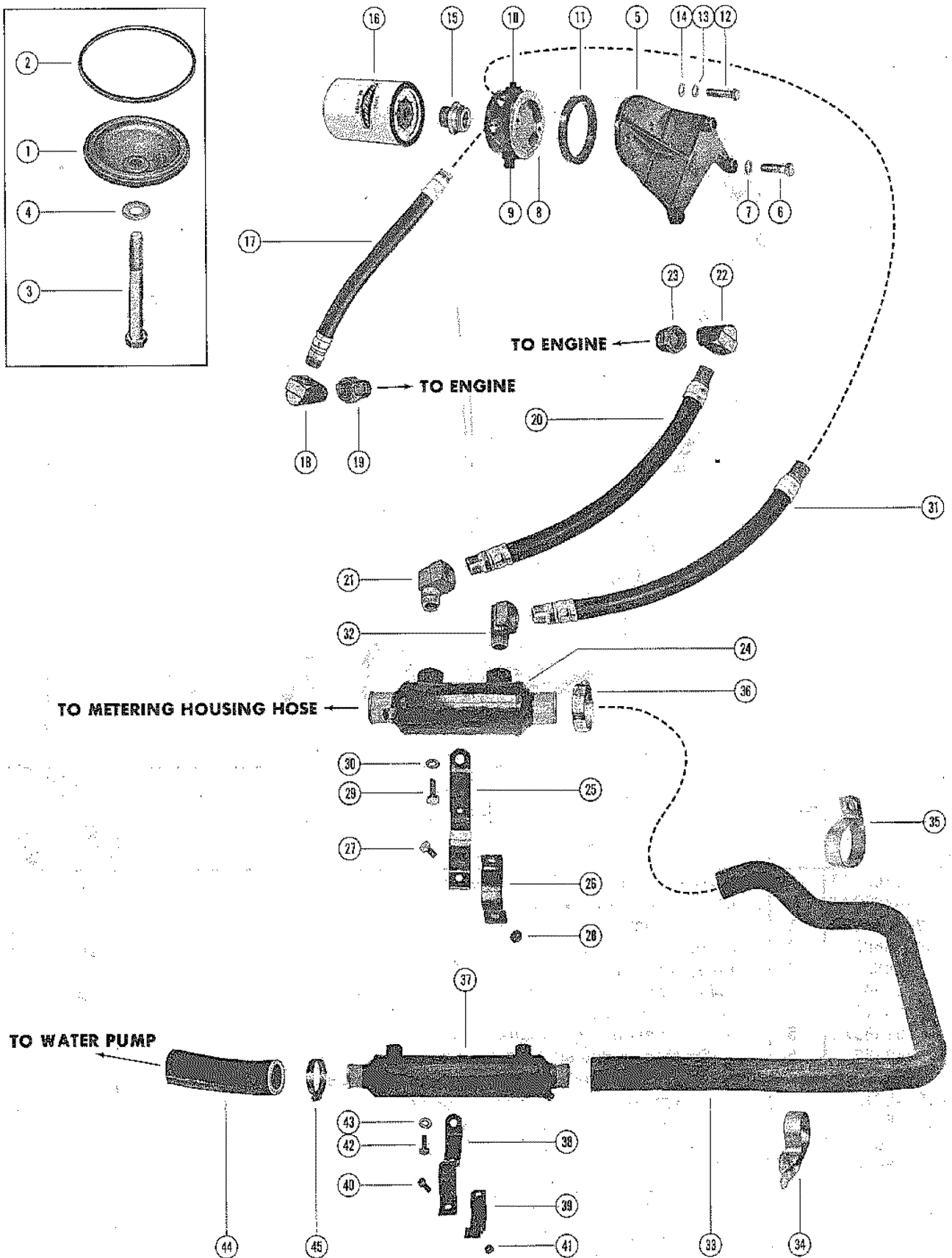
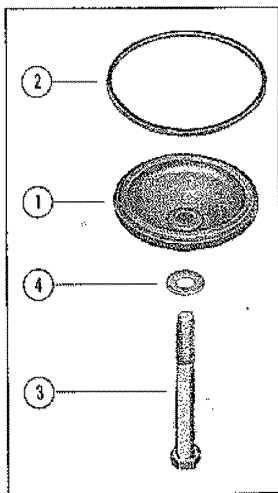


OIL COOLER, OIL FILTER AND HOSES

REF. NO.	PART NO.	SYM.	QTY.	DESCRIPTION
1	48699		1	COVER, PLUG - CYLINDER BLOCK
2	25-33756		1	RING, SEALING - PLUG COVER
3	10-48831		1	SCREW, PLUG COVER TO CYLINDER BLOCK (4")
4	12-47523		1	WASHER, PLUG COVER SCREW
5	63880		1	BRACKET, MOUNTING - OIL FILTER
6	10-47651		3	SCREW, MOUNTING BRACKET TO ENGINE (1 1/2")
7	13-32993		3	LOCKWASHER, MOUNTING BRACKET SCREW
8	48504		1	ADAPTOR, OIL FILTER
9	22-36373		1	PLUG, PIPE - OIL FILTER ADAPTOR
10	22-32802		1	PLUG, PIPE - OIL FILTER ADAPTOR (1/8 - 27)
11	12-48506		1	WASHER, INSULATOR - ADAPTOR TO MOUNTING BRACKET
12	10-47954		2	SCREW, OIL FILTER ADAPTOR TO MOUNTING BRACKET (1 5/8")
13	13-37459		2	LOCKWASHER, OIL FILTER ADAPTOR SCREW
14	12-20553		2	WASHER, OIL FILTER ADAPTOR SCREW
15	32720		1	FITTING, OIL FILTER TO ADAPTOR
16	52731		1	OIL FILTER
17	32-48944--2		1	HOSE, FILTER ADAPTOR TO ENGINE (13 1/2")
18	22-63825		1	ELBOW, HOSE TO ENGINE
19	22-48874		1	REDUCER, ELBOW TO ENGINE
20	32-48944--3		1	HOSE, OIL COOLER TO ENGINE (15")
21	22-48246		1	ELBOW, HOSE TO OIL COOLER (90)
22	22-63825		1	ELBOW, HOSE TO ENGINE (90)
23	22-48873		1	EXTENDER, ELBPOW TO ENGINE
24	63831		1	OIL COOLER (5")
25	63820--1		1	NBRACKET, OIL COOLER CLAMPING (LONG)
26	56328		1	BRACKET, OIL COOLER CLAMPING (SHORT)
27	10-21625		2	SCREW, CLAMPING BRACKET (3/4")
28	11-30506		2	NUT, CLAMPING BRACKET SCREW
29	10-47277		1	SCREW, OIL COOLER BRACKET TO ENGINE (3/4")
30	12-26825		1	WASHER, OIL COOLER BRACKET SCREW
31	32-48944--4		1	HOSE, OIL FILTEER ADAPTOR TO OIL COOLER (27")
32	22-63825		1	ELBOW, HOSE TO OIL COOLER (90)
33	32-63829		1	HOSE, MOLDED - OIL COOLER TO OIL COOLER
34	54-64489		1	CLAMP, MOLDED HOSE TO FLYWHEEL HOUSING (PORT)
35	54-47715		1	CLAMP, MOLDED HOSE TO FLYWHEEL HOUSING (STARTBOARD)
36	54-32780		2	CLAMP, MOLDED HOSE ATTACHING
37	63832--1		1	OIL COOLER (9")
	63832--2		1	OIL COOLER (12") - V DRIVE ONLY
38	63820--1		1	BRACKET, OIL COLLER CLAMPING (LONG)
39	56328		1	BRACKET, OIL COLLER CLAMPING (SHORT)
40	10-21625		2	SCREW, CLAMPING BRACKET (3/4")

CONTINUED ON NEXT PAGE ➡

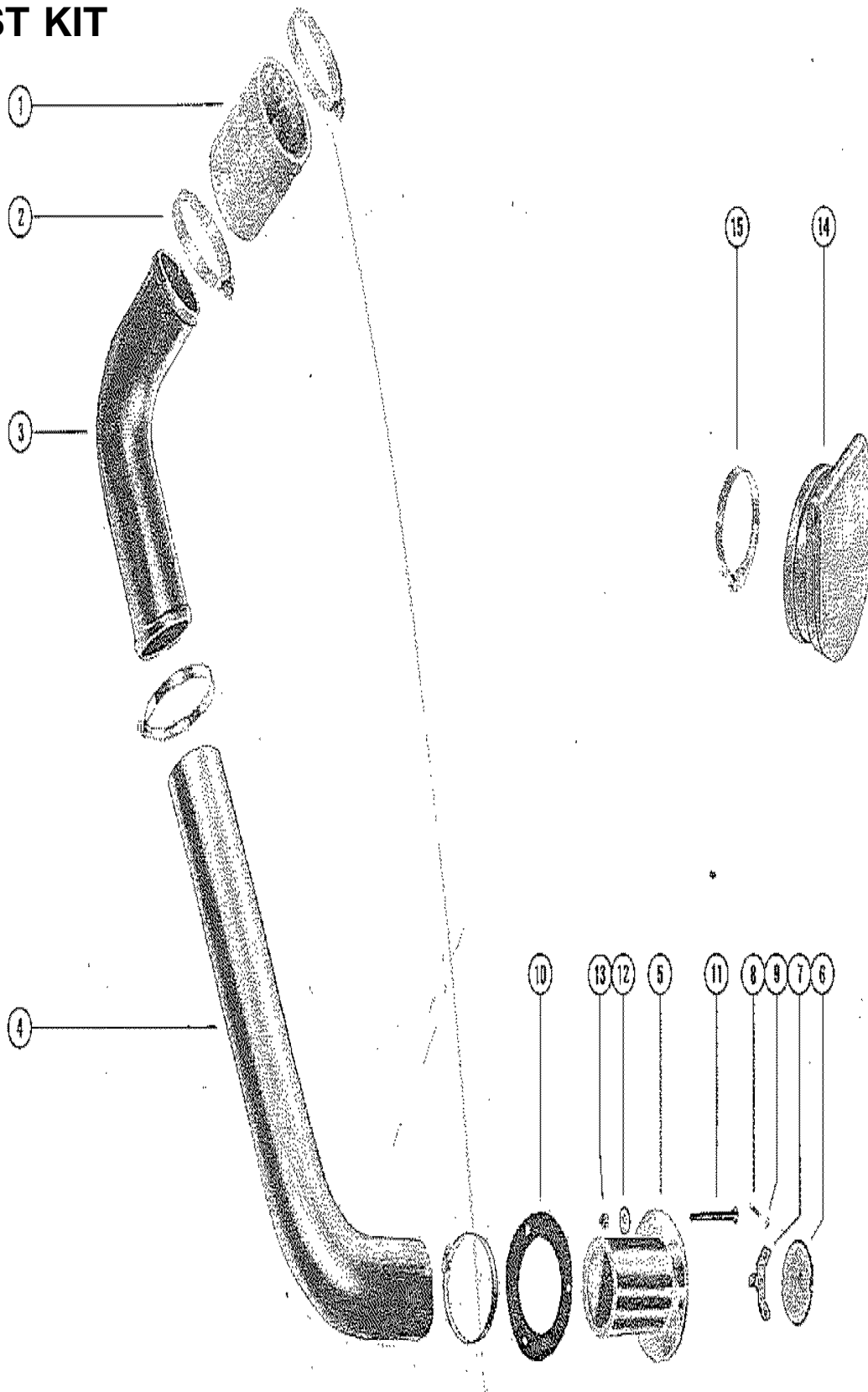
OIL COOLER, OIL FILTER AND HOSES



OIL COOLER, OIL FILTER AND HOSES

REF. NO.	PART NO.	SYM.	QTY.	DESCRIPTION
41	11-30506		2	NUT, CLAMPING BRACKET SCREW
42	10-47258		1	SCREW, OIL COOLER BRACKET TO ENGINE (5/8")
43	13-26993		1	LOCKWASHER, OIL COOLER BRACKET SCREW
44	32-54862		1	HOSE, OIL COOLER TO PICKUP WATER PUMP (8")
45	54-32780		2	CLAMP, HOSE ATTACHING

EXHAUST KIT



EXHAUST KIT

REF. NO.	PART NO.	SYM.	QTY.	DESCRIPTION
-	48639A1		1,1	EXHAUST KIT SERIAL 00000000-02760341
-	4839A2		,1	EXHAUST KIT SERIAL 02760342-09999999
1	32-48659--2		4,4	HOSE, EXHAUST
2	54-33683		16,16	CLAMP, HOSE ATTSACHING
3	48639		2,2	PIPE, EXHAUST
4	32-33645		2,	TUBE, EXHAUST - EXHAUST HOSE (SEE NOTE BELOW)
5	35013		2,	FLANGE, EXHAUST HOSE
	57885A1		,2	FLANGE ASSEMBLY, EXHAUST HOSE
6	57887		,2	SHUTTER, EXHAUST FLANGE
7	57886		,2	BRACKET, SUPPORT - EXHAUST FLANGE SHUTTER
8	10-45813		,8	SCREW, BRACKET TO EXHAUST FLANGE
9	11-45812		,8	NUT, EXHAUST FLANGE BRACKET SCREW
10	27-3360		2,2	GASKET, EXHAUST HOSE FLANGE
11	10-33684		6,6	SCREW ,HOSER FLANGE TO BOAT
12	12-25908		6,6	WASHER, HOSE FLANGE SCREW
13	11-20361		6,6	NUT, HOSE FLANGE SCREW
14	34765A1		1,1	COVER KIT, EXHAUST FLANGE
15	54-33683		2,2	CLAMP, COVER TO FLANGE

PARTS INDEX

Part Number	Description	Pg.	Ref. No.	Part Number	Description	Pg.	Ref. No.
22789	"D" WASHER, CABLE CLIP	9	36	36525	WATER TEMPERATURE SENDER ASSEMBLY (ELECTRIC CHOKE)	3	7
22789	"D" WASHER, IGNITION COIL SCREW	11	12	37298	ELBOW, EXHAUST	43	15
22789	"D" WASHER, IGNITION COIL SCREW	13	5	374242	REINFORCEMENT, WATER PUMP PULLEY	63	--
22789	D WASHER, CLIP ATTACHING SCREW 1	87	41	37707	VOLTAGE REGULATOR SERIAL # AND BELOW	11	16
25661	STARTER SOLEMOID	11	24	38371	SEAL, COVER TO ELECTRIC PANEL	7	15
25661	STARTER SOLENOID	13	19	38559	SWITCH, OIL PRESSURE SERIAL # AND UP	3	17
25996A1	LINK ROD ASSEMBLY	85	28	38731	END CAP/CONNECTOR, EXHAUST MANIFOLD (FRONT)	43	8
26079	PLATE, WIRING HARNESS TO MOUNTING BRACKET	13	27	38982	LINK ROD, SHIFT LEVER	85	30
26996	LOCKWASHER, CHOKE SOLENIOD TERMINAL	23	61	39974	CLAMP, WIRING HARNESS LEADS SERIAL # AND UP	9	26
27947	SWIVEL, LINK ROD TO SHIFT LEVER	85	27	45526	CAM, REVERSE LOCK VALVE	85	7
32720	FITTING, OIL FILTER TO ADAPTOR	89	10	45528A2	COVER, REVERSE LOCK VALVE	85	12
32720	FITTING, OIL FILTER TO ADAPTOR	101	15	45709	FOLLOWER, CAM	85	4
32782	RETAINER, HIGH TENSION LEADS (2WIRE)	17	24	45717	SHIELD, CUT-OUT SWITCH	87	37
32783	RETAINER, HIGH TENSION LEADS (3 WIRE)	17	24	46281	RETAINER, HIGH TENSION LEADS	17	25
32784	RETAINER, HIGH TENSION LEADS (4 WIRE)	17	24	46732A1	LEVER ASSEMBLY, CAM	85	18
33168	OIL FILTER ASSEMBLY - B-33987 ELEMENT	65	40	46809	PULLEY, HARMONIC BALANCER	63	24
33169	FILTER VALVE ASSEMBLY ELEMENT TYPE OIL FILTER	65	37	46860	FUEL PUMP ASSEMBLY	21	1
33197	ROD, AUTOMATIC CHOKE	35	50	46860	FUEL PUMP ASSEMBLY	25	1
33864	PULLEY, WATER PUMP	63	19	46860	FUEL PUMP ASSEMBLY	29	1
34251	END CAP, EXHAUST MANIFOLD (REAR)	43	11	47282	SUPPORT, WATER PUMP PULLEY	63	20
34282	LIFTER, DRAULIC VA;VE - TAPPET	57	17	47333A1	HOUSING ASSEMBLY, BEARING SUPPORT	73	11
34344	VALVE , BY PASS	65	--	47334A1	BRACKET ASSEMBLY, TRANSMISSION MOUNT (STARBOARD)	75	44
34623	OIL PRESSURE SENDER ASSEMBLY	3	13	47335A1	BRACKET ASSEMBLY, SHIFT SUPPORT	75	48
34625	WATER TEMPERATURE SENDER ASSEMBLY (AUTOMATIC CHOKE)	3	7	47339A4	ENGINE COUPLING ASSEMBLY, TRANSMISSION	73	5
34765A1	COVER KIT, EXHAUST FLANGE	105	14	47340A1	BRACKET ASSEMBLY, TRANSMISSION MOUNT (PORT)	73	30
35013	FLANGE, EXHAUST HOSE	105	5	47346	LEVER, SHIFT -CAM LEVER	85	20
35377	ROD, PUSH - FUEL PUMP	21	5	47403	SHAFT AND BEARING	51	2
35377	ROD, PUSH - FUEL PUMP	25	4	47405	WEAR PLATE	51	8
35377	ROD, PUSH - FUEL PUMP	29	5	47442	COVER, THERMOSTAT HOUSING	47	45
35377	ROD, PUSH - FUEL PUMP	33	4	47442	COVER, THERMOSTAT HOUSING	49	28
35672	PLATE, FACE - EXHAUST ELBOW TO UPPER EXHAUST ELBOW	43	20	47442--1	COVER, THERMOSTAT HOUSING	47	45
35674	ELBOW, EXHAUST - UPPER	43	22	47456A1	ALTERNATOR ASSEMBLY	3	20
35675	ELBOW, EXHAUST - LOWER	45	27	47459	SWIVEL, LINK ROD TO TRANSMISSION SHIFT LEVER	85	31
35852	MOUNT, TRANSMISSION MOUNT BRACKET	75	45				
35852	MOUNT, TRANSMISSION MOUNT BRACKTE	73	31				
35884	THERMOSTAT	47	47				

PARTS INDEX

Part Number	Description	Pg.	Ref. No.	Part Number	Description	Pg.	Ref. No.
47472	LEVER, SHIFT -			47611	COOLER, OIL LEFT SIDE ..	91	20
	TRANSMISSION	73	36	47613	SWITCH, NEUTRAL SAFETY	77	8
47479A1	THERMOSTAT HOUSING			47613	SWITCH, NEUTRAL SAFETY	83	30
	ASSEMBLY	47	43	47656	MOUNT, MOUNTING		
47487	BRACKET, ALTERNATOR				BRACKET	97	9
	MOUNTING	5	30	47656	MOUNT, MOUNTING		
47489	BRACKET, WATER PUMP ..	53	39		BRACKET	99	14
47489	BRACKET, WATER PUMP ...	55	23	47656	MOUNT. MOUNTING		
47490	COVER, OIL COOLER RIGHT				BRACKET	99	14
	SIDE	91	21	47676A1	GAUGE, OIL LEVEL		
47492	TUBE, OIL LEVEL GAUGE ..	71	20		(DIPSTICK) I INBOARD ..	71	26
47493A12	DISTRIBUTOR ASSEMBLY ..	17	1	47682	WIRING HARNESS,		
47493A2	DISTRIBUTOR ASS'Y(R. H.				INTERNAL (AUTOMATIC		
	CRANSHAFT ROTATION ..	17	1		CHOKE	7	18
47493A3	DISTRIBUTOR ASS'Y (L. H.			47735A1	EXHAUST MANIFOLD		
	CRANKSHAFT ROTATION)	17	1		ASSEMBLY, PORT	43	1
47497A1	COVER ASSEMBLY, WATER			47735A1	EXHAUST MANIFOLD		
	PUMP	51	12		ASSEMBLY, PORT	49	1
47498	BRACE, ALTERNATOR			47736A1	EXHAUST MANIFOLD		
	ADJUSTING	3	24		ASSEMBLY, STARBOARD	43	1
47499	BRACKET, MOUNTING			47736A1	EXHAUST MANIFOLD		
	(FRONT) USE WITH				ASSEMBLY, STARBOARD	49	1
	REFERENCE #19	99	4	47754A3	TRANSMISSION ASSEMBLY	73	1
47501	BRACKET, MOUNTING			47763	BRACKET, RETAINER - HIGH		
	(REAR) USE WITH				TENSION LEADS	7	4
	REFERENCE #19	99	1	47763	BRACKET, RETAINER - HIGH		
47502	BRACKET, MOUNT, -				TENSION LEADS	19	30
	THROTTLE CABLE	27	44	47764	STA-STRAP, WIRING		
47518	TRUNNION, ADJUSTING -				HARNESS	9	25
	MOUNTIG BRACKET	99	16	47810	TRANSMISSION (DIRECT		
47518	TRUNNION, ADJUSTING				DRIVE)	77	1
	-MOUNTING BRACKET ..	97	15	47811	TRANSMISSION (1.523:1		
47529	INSERT, WATER PUMP				REDUCTION)	77	1
	BODY	51	9	47812	TRANSMISSION (1.909:1		
47530	HUB, WATER PUMP PULLEY	51	16		REDUCTION)	77	1
47530	HUB, WATER PUMP PULLEY	53	32	47813	TRANSMISSION (2.57:1		
47530	HUB, WATER PUMP PULLEY	55	17		REDUCTION)	77	1
47541	COVER, OIL COOLER LEFT			47814	TRANSMISSION (2.909:1		
	SIDE	91	21		REDUCTION)	77	1
47542	COVER, FLYWHEEL			47816	SIGHT GLASS	21	7
	HOUSING	91	12	47816	SIGHT GLASS	29	7
47544	BRACE, WATER PUMP			47816	SIGHT GLASS	33	6
	ADJUSTING	53	45	47816	SLIGHT GLASS	25	6
47544	BRACE, WATER PUMP			47833	FLAME ARRESTOR,		
	ADJUSTING	55	29		CARBURETOR	23	42
47550	COVER, ELECTRIC PANEL ..	7	16	47833	FLAME ARRESTOR,		
47552	OIL PAN	71	10		CARBURETOR	25	36
47553	HOUSING, FLYWHEEL			47833	FLAME ARRESTOR,		
	(SINGLE COOLER)	91	1		CARBURETOR	29	36
47554	HOUSING, FLYWHEEL			47833	FLAME ARRESTOR,		
	(DOUBLE COOLER)	91	1A		CARBURETOR	33	32
47601A2	BRACKET ASSEMBLY,			47861A1	LEAD ASEMBLY, HIGH		
	MOUNTING - FRONT AND				TENSION (44")	17	27
	REAR	99	12	47861A2	LEAD ASSEMBLY, HIGH		
47601A2	BRACKET ASSEMBLY,				TENSION (42")	19	27
	MOUNTING - FRONT			47861A3	LEAD ASSEMBLY, HIGH		
	SERIAL # AND BELOW ..	97	8		TENSION (37")	19	27
47604A1	PROTECTOR, SPARK PLUG	19	28	47861A4	LEAD ASSEMBLY, HIGH		
47607	DRIVE PLATE, FLYWHEEL ..	59	21		TENSION (33")	19	27
47610	COOLER, OIL RIGHT SIDE ..	91	20				

PARTS INDEX

Part Number	Description	Pg.	Ref. No.	Part Number	Description	Pg.	Ref. No.
47862A1	LEAD ASSEMBLY, DISTRIBUTOR TO COIL 913 1/2")	17	22	48464	GAUGE, OIL LEVEL	73	21
47862A2	LEAD ASSEMBLY, DISTRIBUTOR TO COIL (16")	17	22	48466	BRACKET, MOUNTING - OIL LEVEL GAUGE TUBE	73	23
47877A1	EXHAUST ELBOW ASSEMBLY (STERN DRIVE)	45	31	48504	ADAPTOR, OIL FILTER	89	1
47957	CONNECTOR, VENT HOSE TO ROCKER COVER	23	47	48504	ADAPTOR, OIL FILTER	101	8
47957	CONNECTOR, VENT HOSE TO ROCKER COVER	27	42	48515	LEVER, SHIFT - TRANSMISSION	79	25
47957	CONNECTOR, VENT HOSE TO ROCKER COVER	31	41	48515	LEVER, SHIFT - TRANSMISSION	81	8
47957	CONNECTOR, VENT HOSE TO ROCKER COVER	33	37	48639	PIPE, EXHAUST	105	3
47986	BRACKET, MOUNTING - ENGINE	97	16	48639A1	EXHAUST KIT	105	-
47986	BRACKET, MOUNTING - ENGINE	99	19	48648	BRACKET, SHIFT CABLE . .	81	22
48044	END CAP/CONNECTOR, EXHAUST MANIFOLD (FRONT)	45	8	48649	BRACKET, SHIFT CABLE . .	77	14
48045	END CAP, EXHAUST MANIFOLD (REAR)	45	11	48652	ADAPTOR, SHIFT CABLE TO SHIFT LEVER	79	29
48101A1	EXHAUST ELBOW ASSEMBLY (INBOARD) . .	45	31A	48652	ADAPTOR, SHIFT CABLE TO SHIFT LEVER	81	12
48101A4	EXHAUST EXHAUST ELBOW ASSEMBLY	49	13	48699	COVER, PLUG - CYLINDER BLOCK	89	12
48134	BRACKET, OIL LEVEL	71	21	48699	COVER, PLUG - CYLINDER BLOCK	101	1
48165A6	REVERSE LOCK VALVE ASSEMBLY	85	1	48709	BRACKET, MOUNTING (FRONT)	97	1
48315A4	PLUNGER AND LINK ASSEMBLY CHOKE SOLENOID	23	57	48709	BRACKET, MOUNTING (FRONT) USE WITHIOUT REFERENCE #19	99	4
48379	COVER, AUTOMATIC CHOKE	27	51	49100	BALANCER, HARMONIC - CRANKSHAFT	63	23
48379	COVER, AUTOMATIC CHOKE	27	51	49115	ROD, VALVE PUSH (INLET)	67	7
48386A1	FLANGE ASSEMBLY (1") . . .	77	9	49116	ROD, VALVE PUSH (EXHAUST)	67	7
48386A1	FLANGE ASSEMBLY (1") . . .	83	31	49117	LIFTER, HYDRAULIC VALVE - TAPPET	59	17
48387A1	FLANGE ASSEMBLY (1 1/8")	77	9	49120	BALL UNIT, ROCKER VALVE ARM	67	16
48387A1	FLANGE ASSEMBLY (1 1/8")	83	31	49129	CAP, VALVE SPRING	67	13
48388A1	FLANGE ASSEMBLY (1 1/4")	77	9	49132	GUIDE, PUSH ROD	67	8
48388A1	FLANGE ASSEMBLY (1 1/4")	83	31	49134	VALVE, INLET (STANDARD)	67	9
48389A1	FLANGE ASSEMBLY (1 3/8")	77	9	49135	VALVE, INLET (.015 O.S.) . .	67	9
48389A1	FLANGE ASSEMBLY (1 3/8")	83	31	49137	INTAKE MANIFOLD	61	1
48390A1	FLANGE ASSEMBLY (1 1/2")	77	9	49140	VALVE, EXHAUST (STANDARD)	67	9
48390A1	FLANGE ASSEMBLY (1 1/2")	83	31	49141	VALVE, EXHAUST (.015 O.S.)	67	9
4839A2	EXHAUST KIT	105	-	49142	CAP, REAR - CRANKSHAFT BEARING	57	13
48441	ELEMENT, FUEL FILTER . . .	25	10	49143	CAP, INTERMEDIATE AND FRONT - CRANKSHAFT BEARING	57	14
48459	BAFFLE, CABURETOR	21	24	49148	COVER ASSEMBLY, CRANKCASE FRONT END	63	31
48459	BAFFLE, CARBURETOR . . .	25	23	49149	SHAFT, OIL PUMP TO DISTRIBUTOR	71	5
48459	PLATE, BACKUP-WIRING HARNESS	9	19	49153	COVER ASSEMBLY, CRANKCASE FRONT END	63	31
48461	ADAPTOR, OIL LEVEL GAUGE TUBE TO TRANSMISSION	73	18	49155	OIL PUMP AND SCREEN ASSEMBLY	71	1
48463	TUBE, OIL LEVEL GAUGE . .	73	20	49174	REINFORCEMENT, ROCKER VALVE COVER SCREW . .	67	5
				49175	COVER, ROCKER VALVE (LEFT)	67	1

PARTS INDEX

Part Number	Description	Pg.	Ref. No.	Part Number	Description	Pg.	Ref. No.
49176	COVER, ROCKER VALVE (RIGHT)	67	1	52999	END CAP/CONNECTOR, EXHAUST MANIFOLD (FRONT)	45	8
49198	BAFFLE, OIL PAN (CYLINDER BLOCK)	71	7	53009A1	MOUNT ASSEMBLY, REGULATOR LATE MODELS	11	19
49288	CAP, OIL FILLER	67	3	53010	BRACKET, MOUNTING - FUEL FILTER	21	13
49291	CHOKE, AUTOMATIC - CARBURETOR	27	50	53338	FILTER VALVE ASSEMBLY ..	65	37
49292	CHOKE ROD, AUTOMATIC CHOKE TO CARBURETOR	27	53	53513	WEDGE, CARBURETOR MOUNTING	21	26
49645A1	SWITCH ASSEMBLY, CUT-OUT-REVERSE LOCK VALVE	85	36	53513	WEDGE, CARBURETOR MOUNTING	29	26
49661	GAUGE, OIL LEVEL (DIPSTICK) - STERN DRIVE AND "V" DRIVE ...	71	26	53513	WEDGE, CARBURETOR MOUNTING	33	22
49781	ARM, ROCKER VALVE	67	15	54278	BRACKET, MOUNTING - THROTTLE CABLE (INBOARD)	23	49
49929	BRACET, MOUNTING - THROTTLE CABLE (STERN DRIVE)	23	49	54283A2	PLUNGER AND LINK ASSEMBLY, CHOKE SOLENOID	23	57
49929	BRACKET, MOUNTING - THROTTLE CABLE	27	44	54292A5	CHOKE SOLENOID	23	60
49966A1	THERMOSTAT HOUSING ASSEMBLY - AUTOMATIC CHOKE SERIAL #	47	43	5446	BRACKET, MOUNTING - FUEL FILTER	21	13
52139A2	BRACKET ASSEMBLY, MOUNTING - FRONT AND REAR	99	12	54532	COVER ASSEMBLY, CRANKCASE FRONT END	63	31
52139A4	BRACKET ASSEMBLY, MOUNTING - FRONT SERIAL # AND UP	97	8	54535	INTAKE MANIFOLD	61	1
52181	HARMONIC BALANCER	63	24	54544	COVER ASSEMBLY, CRANKCASE FRON END .	63	31
52185	CLAMP, DISTRIBUTOR TO INTAKE MANIFORD	17	19	54646	BRACKET, MOUNTING - FUEL FILTER	29	13
52186	CHOKE, AUTOMATIC - CARBURETOR	27	50	54646	BRACKET, MOUNTING - FUEL FILTER	33	10
52187	CHOKE ROD, AUTOMATIC CHOKE TO CARBURETOR	27	53	54870	END CAP, EXHAUST MANIFOLD (REAR)	45	11
52194	CAP, VALVE SPRING	67	13	54870	END CAP, EXHAUST MANIFOLD (REAR)	49	10
52349	PULLEY, WATE PUMP	63	19	55481	BASE, FUEL FILTER	21	11
52418	TERMINAL BLOCK	9	28	55481	BASE, FUEL FILTER	29	11
52618	WIRE, GROUND	17	15	55481	BASE, FUEL FILTER	33	8
52667	CHOKE SOLENOID	23	60	56045	ALTERNATOR ASSEMBLY ..	3	20
52676	SWITCH, ELECTRIC CHOKE	3	10	56328	BRACKET, OIL COLLER CLAMPING (SHORT)	101	39
52726	BRACKET, MOUNTING - CHOKE SOLENOID	23	63	56328	BRACKET, OIL COOLER CLAMPING (SHORT)	101	26
52729	TAB, RETAINER - CHOKE RETURN SPRING	23	55	56387	WIRING HARNESS, INTERNAL (INBOARD-ELECTRIC CHOKE)	7	18
52730	CHOKE LEVER	37	--	56545	WIRING HARNESS, INTERNAL (STERN DRIVE-ELECTRIC CHOKE)	7	18
52731	OIL FILTER	89	11	56717	PANEL, ELECTRIC	7	1
52731	OIL FILTER	101	16	57096	, MOUNTING - THROTTLE CABLE	33	39
52731	OIL FILTER ASSEMBLY (NOT AS SHOWN)	65	40	57096	BRACKET, MOUNTING - THROTTLE CABLE	31	43
52753	MOUNT, MOUNTING BRACKET	97	9	57295A1	FLANGE ASSEMBLY (1 3/4")	77	9
52768	WIRING HARNESS, INTERNAL (ELECTRIC CHOKE	7	18	57295A1	FLANGE ASSEMBLY (1 3/4")	83	31
52822	PULLEY, WATER PUMP ...	53	33	57296A1	FLANGE ASSEMBLY (2") ...	77	9
				57296A1	FLANGE ASSEMBLY (2") ...	83	31

PARTS INDEX

Part Number	Description	Pg.	Ref. No.	Part Number	Description	Pg.	Ref. No.
57403	GAUGE, OIL LEVEL (DIPSTICK) - INBOARD ..	71	26	59991	CHOKE, AUTOMATIC - CARBURETOR	31	49
57885A1	FLANGE ASSEMBLY, EXHAUST HOSE	105	5	59992	COVER, AUTOMATIC CHOKE	31	50
57886	BRACKET, SUPPORT - EXHAUST FLANGE SHUTTER	105	7	59993	ROD, AUTOMATIC CHOKE .	31	52
57887	SHUTTER, EXHAUST FLANGE	105	6	60252	END CAP/CONNECTOR, EXHAUST MANIFOLD (FRONT)	49	7
58041	BALL UNIT, ROCKER VALVE ARM	67	16	60390A1	WATER DISTRIBUTION HOUSING ASSEMBLY (STARBOARD)	49	18
58234	COVER, ROCKER VALVE (LEFT)	67	1	60391A1	WATER DISTRIBUTION HOUSING ASSEMBLY (PORT)	49	18
58769	BRACKET, MOUNTING (REAR)	99	1	60958	TRANSMISSION, V-DRIVE (DIRECT DRIVE)	81	1
59137	THERMOSTAT	49	30	60959	TRANSMISSION, V-DRIVE(1.51:1 REDUCTION)	81	1
59155	COVER, WATER PUMP	51	17	60960	TRANSMISSION, V-DRIVE (1.99:1 REDUCTION)	81	1
59155	COVER, WATER PUMP	55	2	60961	TRANSMISSION, V-DRIVE (2.49:1 REDUCTION)	81	1
59363A1	CAM SEGMENT ASSEMBLY	51	23	60962	TRANSMISSION, V-DRIVE (3.14:1 REDUCTION)	81	1
59363A1	CAM SEGMENT ASSEMBLY, WATER PUMP	55	8	61728	CHAIN, DRIVE	59	34
59501	SHAFT, WATER PUMP	51	29	62255	BRACKET, MOUNTING (REAR) USE REFERENCE #19	99	1
59501	SHAFT, WATER PUMP	55	14	63196	FUEL PUMP ASSEMBLY	33	1
59503	WEAR PLATE	55	10	63815A2	BRACKET ASEMBLY, SHIFT CABLE	81	25
59503	WEAR PLATE, IMPELLER ..	51	25	63815A2	BRACKET ASSEMBLY, SHIFT CABLE SERIAL # AND UP	77	17
59754A1	HOUIING ASSEMBLY, ADAPTOR	17	4	63820--1	BRACKET, OIL COLLER CLAMPING (LONG)	101	38
59755	ALTERNATOR ASSEMBLY .	3	20	63820--1	NBRACKET, OIL COOLER CLAMPING (LONG)	101	25
59762	PULLEY, WATER PUMP	53	33	63828	HOUSING, FLYWHEEL	93	1
59762	PULLEY, WATER PUMP	55	18	63831	OIL COOLER (5")	101	24
59775	PULLEYU, WATER PUMP ..	63	19	63832--1	OIL COOLER (9")	101	37
59815	BRACKET, CIRCUIT BREAKER	9	32	63832--2	OIL COOLER (12") - V DRIVE ONLY	101	37
59816	CIRCUIT BREAKER	13	9	63833	COVER, FLYWHEEL HOUSING	93	2
59816	CIRCUIT BREAKER, MANUAL SERIAL # AND UP	9	31	63878	COMPARTMENT, ELECTRICAL	13	33
59862A1	THERMOSTAT HOUSING ASSEMBLY	49	25	63879	PLATE, SWITCH BOX	13	36
59870	WIRING HARNESS, INTERNAL (INBOARD- AUTOMATIC CHOKE	7	18	63880	BRACKET, MOUNTING - OIL FILTER	101	5
59965	CAP, OIL FILLER	67	3	65864	ROTOR, DISTRIBUTOR	17	3
59966	POINTER, TIMING (LEFT HAND CRANKSHAFT ROTATION	63	33	65939A1	COVER ASSEMBLY, ELECTRICAL COMPARTMENT	15	40
59969	COVER, ROCKER VALVE (LEFT)	67	1	65940	BRACKET, CIRCUIT BREAKER	13	16
59971	COVER, ROCKER VALVE (RIGHT)	67	1	66196	CHOKE, AUTOMATIC - CARBURETOR	35	47
59973	COVER ASSEMBLY, CRANKCASE FRONT END	63	31	66198	COVER, AUTOMATIC CHOKE	35	48
59974	INTAKE MANIFOLD	61	1				
59975	GAURD, INTAKE MANIFOLD	61	11				
59977	SCREEN, OIL PUMP	71	2				
59978	OIL PUMP ASSEMBLY	71	1				
59981	POINTER, TIMING (RIGHT HAND CRANKSHAFT ROTATION	63	33				

PARTS INDEX

Part Number	Description	Pg.	Ref. No.	Part Number	Description	Pg.	Ref. No.
66199	COVER, RICKER VALVE (RIGHT)	67	1	10-21335	SCREW, CLAMP TO ADAPTOR HOUSING (1")	17	8
66202	INTAKE MANIFOLD	61	1	10-21625	SCREW, CHOKE SOLEMOID TO MOUNTING BRACKET (3/4")	23	64
66205	CHOKE, AUTOMATIC - CARBURETOR	35	47	10-21625	SCREW, CLAMPING BRACKET (3/4")	101	27
66207	COVER, ROCKER VALVE (LEFT)	67	1	10-21625	SCREW, CLAMPING BRACKET (3/4")	101	40
66208	COVER, ROCKER VALVE (RIGHT)	67	1	10-21643	SCREW, CUT-OUYT SWITCH LEAD CLIP ATTACHING (1/2")	87	40
66209	SHAFT, OIL PUMP TO DISTRIBUTOR	71	5	10-21951	SCREW, UPPER EXHAUST ELBOW TO EXHAUST ELBOW	43	23
66210	GUARD, INTAKE MANIFOLD	61	11	10-21951	SCREW, UPPER EXHAUST ELBOW TO LOWER EXHAUST ELBOW (1 1/4")	45	28
66215	COVER ASSEMBLY, CRANKCASE FRONT END	63	31	10-22421	SCREW, REGULATOR TO MOUNT LATE MODELS	11	21
67859	WATER PUMP ASSEMBLY	61	14	10-22958	SCREW, THROTTLE CABLE TO CARBURETOR (1 1/8")	29	30
10-20031	SCREW, COVER TO FLYWHEEL HOUSING (1/2")	93	3	10-22958	SCREW, THROTTLE CABLE TO CARBURETOR (1 1/8")	21	30
10-20031	SCREW, STARTER SOLENOID TO ELECTRICAL COMPARTMENT (1/2")	13	24	10-22958	SCREW, THROTTLE CABLE TO CARBURETOR (1 1/8")	25	25
10-20055	SCREW, GROUND CABLE TO ALTERNATOR	3	21	10-22958	SCREW, THROTTLE CABLE TO CARBURETOR (1 1/8")	33	26
10-20083	NUT, STARTER SOLENOID TERMINAL (5/16-24)	11	26	10-24234	SCREW, END CAP TO EXHAUST MANIFOLD (1")	43	13
10-20314	SCREW, SERIAL PLATE ATTACHING	91	11	10-24234	SCREW, END CAP/CONNECTOR TO EXHAUST MANIFOLD (1")	43	10
10-20362	SCREW, OIL COOLER COVER TO FLYWHEEL HOUSING (1 7/16")	91	26	10-24637	SCREW, CIRCUIT BREAKER TO BRACKET	9	33
10-20362	SCREW, OIL COOLER COVER TO FLYWHEEL HOUSING (1 7/16")	91	26	10-24878	SCREW, FILTER VALVE TO ELECTRIC PANEL (1 1/4")	65	38
10-20639	SCREW, FUEL FILTER TO MOUNTING BRACKET (1/2")	21	14	10-25038	SCREW, END CAP TO EXHAUST MANIFOLD (7/8")	45	13
10-20639	SCREW, FUEL FILTER TO MOUNTING BRACKET (1/2")	29	14	10-25038	SCREW, END CAP TO EXHAUST MANIFOLD (7/8")	49	12
10-20639	SCREW, FUEL FILTER TO MOUNTING BRACKET (1/2")	33	11	10-25038	SCREW, END CAP/CONNECTOR TO EXHAUST MANIFOLD (7/8")	45	10
10-20639	SCREW, SHIFT CABLE TO ADAPTOR (1 1/8")	79	36	10-25299	SCREW, END CAP/CONNECTOR TO EXHAUST MANIFOLD (3/4")	43	10
10-20639	SCREW, SHIFT CABLE TO ADAPTOR (1 1/8")	81	19	10-25299	SCREW, REVCERSE LOCK VALVE TO SHIFT SUPPORT BRACKET (3/4")	85	34
10-20705	SCREW, WATER PUMP PULLEY TO WATER PUMP (3/4")	53	34	10-26184	SCREW, SWITCH BOX TO ELECTRIC PANEL (9/6")	11	5
10-20705	SCREW, WATER PUMP PULLEY TO WATER PUMP (3/4")	55	19	10-26486	SCREW, EXHAUST MANIFOLD TO CLINDER HEAD (2 3/8")	45	6
10-20776	SCREW, FUEL FILTER TO END/CONNECTOR (1/2")	25	12				
10-20776	SCREW, OIL LEVEL GAUGE TUBE CLAMP	73	27				
10-20776	SCREW, RETAINER BRACKET TO ELECTRIC PANEL (1/4-28X1/2")	7	6				

PARTS INDEX

Part Number	Description	Pg.	Ref. No.	Part Number	Description	Pg.	Ref. No.
10-26595	SCREW, ADAPTOR HOUSING FASTENING (3-4")	17	13	10-31294	SCREW, RETAINER TO CYLINDER BLOCK	17	26
10-26632	SCREW, ELECTRIC PANEL TO CYLINDER BLOCK (1 1/4")	7	8	10-31381	SCREW, ALTERNATOR BRACE TO CYLINDER BLOCK (1")	3	27
10-26632	SCREW, EXHAUST MANIFOLD TO CYLINDER HEAD (1 1/4")	43	6	10-31716	SCREW, TERMINAL BLOCK ATTACHING (5/8")	9	29
10-26632	SCREW, FLYWHEEL HOUSING TO ENGINE (1 1/4")	91	17	10-31827	SCREW, EXHAUST MANIFOLD TO CYLINDER HEAD (3")	43	6
10-26632	SCREW, FLYWHEEL HOUSING TO ENGINE (1 1/4")	91	17	10-32132	SCREW, WATER PUMP TO CYLINDER BLOCK (1 3/4)	63	18
10-26774	SCREW, STARTER SOLEOID TO ELECTRIC PANEL (1/2")	11	29	10-32774	SCREW, ALTERNATOR BRACKET TO EXHAUST MANIFOLD (2")	5	31
10-26889	SCREW, IGNITION COIL TO ELECTRIC PANEL (2 1/4")	11	14	10-33212	SCREW, RETAINER BRACKET TO CYLINDER HEAD (7/16-14X3/4")	7	6
10-27165	BOLT, CRANKSHAFT PULLEY TO HARMONIC BALANCER	63	28	10-33231	SCREW, DISTRIBUTOR GROUND WIRE	17	21
10-27165	SCREW, RETAINER BRACKET TO CYLINDER HEAD (3/4")	19	32	10-33389	SCREW, THERMOSTAT HSG. TO WATER METERING HSG. (3 1/2")	49	32
10-27165	SCREW, RETAINER BRACKET TO CYLINDER HEAD (3/8-16X3/4")	7	6	10-33524	SCREW, CLIP TO BRACKET (5/8")	71	23
10-27337	SCREW, IGNITION COIL TO ELECTRICAL COMPARTMENT	13	7	10-33684	SCREW, HOSE FLANGE TO BOAT	105	11
10-27881	SCREW, CHOKE LEVER ATTACHING	37	20	10-34277	BOLT, CAMSHAFT TIMING SPROCKET (7/16")	59	32
10-28635	SCREW, COVER TO FLYWHEEL HOUSING (5/8")	93	3	10-34277	SCREW, CRANKCASE FRONT END COVER TO CYLINDER BLOCK (7/16")	65	35
10-28635	SCREW, COVER TO HOUSING (5/8")	91	13	10-34290	SCREW, MONTING BRACKET TO TRANSMISSION MOUNT BRACKET (5/8")	73	24
10-28635	SCREW, COVER TO WATER PUMP (5/8")	51	18	10-34353	BOLT, CRANKSHAFT PULLEY TO HARMONIC BALANCER	63	28
10-28635	SCREW, FUEL LINE CLIP TO TAB	25	20	10-34353	SCREW, ADJUSTING BRACE TO OIL PAN (1")	53	46
10-28635	SCREW, WATER PUMP COVER ATTACHING (5/8")	55	3	10-34353	SCREW, ADJUSTING BRACE TO OIL PAN (1")	55	30
10-28635	SCREW, WATER PUMP COVER TO WATER PUMP BODY (5/8")	51	15	10-34353	SCREW, ALTERNATOR BRACKET TO EXHAUST MANIFOLD (1")	5	31
10-28642	SCREW, SERIAL PLATE ATTACHING (3/16")	93	6	10-34353	SCREW, FLYWHEEL HOUSING TO ENGINE (1")	93	7
10-28701	SCREW, CARBURETOR TO INTAKE MANIFOLD (3 1/2")	23	37	10-34354	SCREW, LIFTING EYE ATTACHING (1 1/2")	61	9
10-28701	SCREW, CARBURETOR TO INTAKE MANIFOLD (3 1/2")	25	32	10-34354	SCREW, WATER PUMP BRACKET ATTACHING (1 1/2")	53	40
10-29198	SCREW, ALTERNATOR BRACE TO ALTERNATOR (7/8")	3	25	10-34354	SCREW, WATER PUMP BRACKET ATTACHING (1 1/2")	55	24
10-29227	SCREW, VOLTAGE REGULATOR CLAMP (1/2")	9	23	10-34370	SCREW, AIR HORN TO FLOAT BOWL (1")	37	7
				10-34505	BOLT, CAMSHAFT SPROCKET	59	32

PARTS INDEX

Part Number	Description	Pg.	Ref. No.	Part Number	Description	Pg.	Ref. No.
10-35091	SCREW, DRIVE PLATE TO FLYWHEEL	59	22	10-37612	SCREW, EXHAUST MANIFOLD TO CYLINDER HEAD (1 1/4")	45	6
10-35169	SCREW, FUEL PUMP TO CYLINDER BLOCK (1 1/8")	21	2	10-37612	SCREW, EXHAUST MANIFOLD TO CYLINDER HEAD (1 1/4")	49	6
10-35169	SCREW, FUEL PUMP TO CYLINDER BLOCK (1 1/8")	33	2	10-37612	SCREW, MOUNTING BRACKET CYLINDER BLOCK (1 1/4")	97	2
10-35169	SCREW, FUEL PUMP TO CYLINDER BLOCK (1 1/8")	29	2	10-45102	SCREW, IGNITION COIL CLAMPING (2 3/8")	13	2
10-35169	SCREW, FUEL PUMP TO CYLINDER BLOCK (1")	25	2	10-45103	SCREW, IGNITION COIL CLAMPING (2")	11	9
10-35366	SCREW, COVER TO CYLINDER HEAD (1/2")	67	4	10-45103	SCREW, IGNITION COIL CLAMPING (2")	13	2
10-35386	SCREW, END CAP/CONNECTOR TO EXHAUST MANIFOLD (1")	45	10	10-45218	SCREW, GROUND WIRE TO SWITCH BOX (3/8")	11	7
10-35386	SCREW, END CAP/CONNECTOR TO EXHAUST MANIFOLD (1")	49	9	10-45218	SCREW, GROUND WIRE TO SWITCH BOX (3/8")	13	32
10-35386	SCREW, SHIFT SUPPORT BRACKET TO MOUNT BRACKET (1")	75	53	10-45363	SCREW, FLYWHEEL HOUSING TO ENGINE (2 5/8")	91	18
10-35386	SCREW, THROTTLE CABLE BRACKET TO MANIFOLD	31	43A	10-45716	SCREW, COVER TO REVERSE LOCK VALVE (15/16")	85	15
10-35386	SCREW, THROTTLE CABLE BRACKET TO MANIFOLD	33	40	10-45813	SCREW, BRACKET TO EXHAUST FLANGE	105	8
10-35585	SCREW, BRACKET TO FLYWHEEL HOUSING (3/4")	79	20	10-46718	SCREW, BACKUP PLATE FASTENING (3/4")	9	20
10-35585	SCREW, BRACKET TO FLYWHEEL HOUSING (3/4")	81	28	10-46718	SCREW, WIRING HARNESS PLATE TO MOUNTING BRACKET (3/4")	13	28
10-35785	SCREW, THERMOSTAT HOUSING TO WATER METERING HOUSING (3 1/4")	47	51	10-46736	SCREW, CAM TO CAM LEVER (1/2")	85	8
10-35786	SCREW, ADJUSTING BRACE TO BRACKET (1")	53	49	10-47258	SCREW, OIL COOLER BRACKET TO ENGINE (5/8")	103	42
10-35786	SCREW, ADJUSTING BRACE TO BRACKET (1")	55	33	10-47277	SCREW, OIL COOLER BRACKET TO ENGINE (3/4")	101	29
10-35787	SCREW, ELECTRIC PANEL TO CYLINDER BLOCK (2 1/4")	7	9	10-47277	SCREW, PULLEY AND SUPPORT TO WATER PUMP (3/4")	63	21
10-36046	SCREW, CIRCUIT BREAKER (1/4")	13	10	10-47461	SCREW, WATER PUMP BRACKET TO ENGINE (1")	53	42
10-37258	SCREW, EXHAUST ELBOW TO EXHAUST MANIFOLD (1 1/4")	43	16	10-47461	SCREW, WATER PUMP BRACKET TO ENGINE (1")	55	26
10-37260	SCREW, HARNESS LEAD TO TERMINAL BLOCK (7/16")	9	30	10-47462	SCREW, BEARING SUPPORT HOUSING TO TRANSMISSION (1 1/4")	73	16
10-37269	SCREW, MOUNTING BRACKET TO TRANSMISSION (2")	99	2	10-47462	SCREW, MOUNT BRACKET TO TRANSMISSION (1 1/4")	73	32
10-37510	BOLT, INTAKE MANIFOLD TO CYLINDER BLOCK (1 1/4")	61	5	10-47462	SCREW, MOUNT BRACKET TO TRANSMISSION (1 1/4")	75	46
10-37510	BOLT, INTAKE MANIFOLD TO CYLINDER BLOCK (1 1/4")	61	5	10-47462	SCREW, MOUNTING BRACKET TO TRANSMISSION (1 1/4")	99	2

PARTS INDEX

Part Number	Description	Pg.	Ref. No.	Part Number	Description	Pg.	Ref. No.
10-47618	SCREW, CIRCUIT GREAKER TO BRACKET (1")	13	11	10-48360	SCREW, AUTOMATIC CHOKE TO INTAKE MANIFOLD	27	52
10-47618	SCREW, TRIGGER ATTACHING (1")	17	11	10-48360	SCREW, AUTOMATIC CHOKE TO INTAKE MANIFORD	27	52
10-47618	SCREW, WIRING HARNESS LEAD CLAMP ATTACHING	9	27	10-48395	SCREW, AIR HORN TO FLOAT BOWL (3")	37	8
10-47651	SCREW, MOUNTING BRACKET TO ENGINE (1 1/2")	101	6	10-48424	SCREW, MOUNTING BRACKET TO CYLINDER BLOCK (1 5/8")	99	5
10-47652	SCREW, ADJUSTING TRUNNION (3 5/8")	97	11	10-48591	SCREW, CABLE CLIP TO BRACKET	9	34
10-47652	SCREW, ADJUSTING TRUNNION (3 5/8")	99	15	10-48831	SCREW, PLUG COVER TO CYLINDER BLOCK (4")	89	14
10-47654	SCREW, CLAMP - ADJUSTING TRUNNION (2 3/4")	97	4	10-48831	SCREW, PLUG COVER TO CYLINDER BLOCK (4")	101	3
10-47654	SCREW, CLAMP - ADJUSTING TRUNNION (2 3/4")	99	7	10-48948	SCREW, WATER PUMP BRACKET TO ENGINE (7/8")	53	42
10-47674	SCREW, COVER TO ELECTRIC PANEL (2 3/4")	7	17	10-48948	SCREW, WATER PUMP BRACKET TO ENGINE (7/8")	55	26
10-47954	SCREW ELECTRIC PANEL TO FLYWHEEL HOUSING (1 5/8")	7	10	10-49101	BOLT, PULLEY AND HARMONIC BALANCER TO CRANKSHAFT	63	25
10-47954	SCREW, OIL FILTER ADAPTOR TO ELECTRIC PANEL (1 5/8")	89	4	10-49105	BOLT, CYLINDER HEAD TO CYLINDER BLOCK (4 1/8")	69	22
10-47954	SCREW, OIL FILTER ADAPTOR TO MOUNTING BRACKET (1 5/8")	101	12	10-49106	BOLT, CYLINDER HEAD TO CYLINDER BLOCK (2")	69	21
10-48004	SCREW, MOUNT TO PANEL (5/8") LATE MODELS	11	20	10-49145	BOLT, CRANKSHAFT BEARING CAP TO CYLINDER BLOCK (2 5/8")	57	15
10-48115	SCREW, THERMOSTAT HOUSING TO WATER METERING HOUSING (3 1/2")	47	51	10-49147	BOLT, CRANKSHAFT BEARING CAP TO CYLINDER BLOCK (3 3/8")	57	15
10-48137	SCREW, AIR HORN TO FLOAT BOWL (3/8")	37	6	10-49287	SCREW, FUEL PUMP TO CYLINDER BLOCK (1 1/8")	25	2
10-48138	SCREW, VACUUM CONTROL BRACKET TO FLOAT BOWL	39	35	10-49845	SCREW, FLYWHEEL TO CRANKSHAFT	59	19
10-48139	SCREW, CHOKE VALVE TO CHOKE SHAFT	37	24	10-52102	SCREW, REGULATOR TO PANEL (1") EARLY MODELS	11	17
10-48144	SCREW, IDLE STOP	39	46	10-52156	SCREW, ADJUSTING TRUNNION (4 1/2")	97	11
10-48145	SCREW, THROTTLE BODY TO FLOAT BOWL(AUTOMATIC CHOKE - SERIAL	39	58	10-52156	SCREW, ADJUSTING TRUNNION (4 1/2")	99	15
10-48146	SCREW, LEVER AND CAM TO THROTTLE BODY	41	61	10-52183	SCREW, FILTER VALVE TO CYLINDER BLOCK (1 1/4")	65	38
10-48254	SCREW, MOUNTING BRACKET ATTACHING (2 1/8")	97	17	10-52192	BOLT, CONNECTING ROD CAP	59	25
10-48254	SCREW, MOUNTING BRACKET ATTACHING (2 1/8")	99	20	10-52200	SCREW, INTAKE MANIFOLD TO CYLINDER BLOCK	61	5
10-48308	SCREW, ALTERNATOR TO ALTERNATOR BRACKET (#3 3/4")	5	33	10-52498	SCREW, ELECTRICAL COMPARTMENT TO ENGINE (1 1/2")	13	34
				10-52708	SCREW, FLYWHEEL HOUSING TO ENGINE (2 1/2")	91	18

PARTS INDEX

Part Number	Description	Pg.	Ref. No.	Part Number	Description	Pg.	Ref. No.
10-53016	SCREW, END CAP/CONNECTOR TO EXHAUST MANIFOLD (1 1/4")	45	10	11-20083	NUT, SHIFT LEVER TO TRANSMISSION	73	39
10-53016	SCREW, END CAP/CONNECTOR TO EXHAUST MANIFOLD (1 1/4")	49	9	11-20083	NUT, SHIFT LEVER TO TRANSMISSION	79	28
10-53787	SCREW, BRACKET TO ELECTRICAL COMPARTMENT (3/8")	13	17	11-20083	NUT, SHIFT LEVER TO TRANSMISSION	81	11
10-54528	SCREW, DISTRIBUTOR CLAMP ATTACHING (1")	17	20	11-20083	NUT, STARTER SOLENOID TERMINAL (5/16-24)	13	21
10-55714	SCREW, OIL PAN TO BLOCK (1/16-18X7/8)	71	13	11-20110	NUT, COVER SCREW	85	16
10-55715	SCREW, OIL PAN TO BLOCK (1/4-20X7/8)	71	15	11-20110	NUT, LINK ROD SWIVEL	85	33
10-58047	SCREW, COVER TO CYLINDER HEAD (1/2")	67	4	11-20110	NUT, SHIFT CONTROL LEVER TO CAM LEVER STUD	85	22
10-58332	SCREW, SHILED AND SWITCH TO REVERSE LOCK VALVE (3/4")	87	38	11-20190	NUT, THROTTLE CABLE SCREW	21	36
10-59968	SCREW, INTAKE MANIFOLD TO CYLINDER BLOCK (1 5/16")	61	5	11-20190	NUT, THROTTLE CABLE SCREW	29	35
10-59994	SCREW, AUTOMATIC CHOKE THERMOSTAT (5/8")	31	51	11-20190	NUT, THROTTLE CABLE SCREW	33	31
10-60106	SCREW, TRANSMISSION FLANGE TO PROPELLER FLANGE (1 1/4")	77	11	11-20361	NUT, HOSE FLANGE SCREW	105	13
10-60106	SCREW, TRANSMISSION FLANGE TO PROPELLER FLANGE (1 1/4")	83	33	11-20361	NUT, SHIFT CABLE STUD	85	24
10-60169	SCREW, FLANGE TO PROPELLER SHAFT (3/4")	77	10	11-20361	NUT, SHIFT CABLE STUD TO SHIFT LEVER	85	26
10-60169	SCREW, FLANGE TO PROPELLER SHAFT (3/4")	83	32	11-20586	NUT, FLAME ARRESTOR STUD	23	44
10-60170	SCREW, FLANGE TO PROPELLER SHAFT (1")	77	10	11-20586	NUT, FLAME ARRESTOR STUD	25	38
10-60170	SCREW, FLANGE TO PROPELLER SHAFT (1")	83	32	11-20586	NUT, FLAME ARRESTOR STUD	29	38
10-60171	SCREW, FLANGE TO PROPELLER SHAFT (1 1/4")	77	10	11-20586	NUT, FLAME ARRESTOR STUD	33	34
10-60171	SCREW, FLANGE TO PROPELLER SHAFT (1 1/4")	83	32	11-20586	NUT, SHIFT SUPPORT BRACKET STUD	75	52
10-60179	SCREW, TRANSMISSION TO ENGINE (3 1/2")	77	2	11-20586	NUT, THROLLE CABLE STUD	35	46
10-60179	SCREW, TRANSMISSION TO ENGINE (3 1/2")	81	2	11-20586	NUT, THROTTLE CABLE STUD	23	54
10-60179	SCREW, TRANSMISSION TO ENGINE (3 3/2")	73	40	11-20586	NUT, THROTTLE CABLE STUD	27	49
10-60777	SCREW, CAM SEGMENT ATTACHING (1/2")	51	24	11-20586	NUT, THROTTLE CABLE STUD	31	48
10-60777	SCREW, CAM SEGMENT ATTACHING (1/2")	55	9	11-20645	NUT, CABLE CLIP AND BREAKER SCREW	9	38
				11-20645	NUT, CHOKE SOLEMOID TERMINAL	23	62
				11-20645	NUT, CHOKE SWITCH TERMINAL	3	12
				11-20645	NUT, IGNITION COIL SCREW	11	13
				11-20645	NUT, IGNITION COIL SCREW	13	6
				11-20645	NUT, OIL PRESSURE SENDER TERMINAL (#10)	3	15
				11-20645	NUT, OIL PRESSURE SWITCH TERMINAL	3	19
				11-20645	NUT, STARTER SOLENOID TERMINAL (10-23)	13	23
				11-20645	NUT, STARTER SOLENOID TERMINAL (10-32)	11	28

PARTS INDEX

Part Number	Description	Pg.	Ref. No.	Part Number	Description	Pg.	Ref. No.
11-20664	NUT, COVER STUD	15	43	11-37500	NUT, Baffle to Cylinder		
11-20664	NUT, REGULATOR SCREW				Block Stud	71	9
	LATE MODELS	11	23	11-37500	NUT, OIL PUMP STUD	71	4
11-20696	NUT, ELECTRICAL			11-45076	NUT, SWITCH BOX		
	COMPARTMENT SCREW	13	35		Terminal	11	4
11-21270	NUT, CHOKE LEVER SCREW	37	22	11-45076	NUT, SWITCH BOX		
11-21825	NUT, OIL LEVEL GAUGE				Terminal	13	31
	TUBE CLAMP SCREW	73	29	11-45812	NUT, EXHAUST FLANGE		
11-22024	NUT, FLANGE SCREW	77	13		Bracket Screw	105	9
11-22024	NUT, FLANGE SCREW	83	35	11-46438	NUT, CIRCUIT BREAKER		
11-22053	NUT, OIL LEVEL GAUGE				Screw	13	15
	TUBE CLIP SCREW	71	25	11-46438	NUT, SHIFT CABLE		
11-23161	NUT, ALTERNATOR				Adaptor Stud (10-32)	79	35
	Bracket Screw	5	36	11-46438	NUT, SHIFT CABLE		
11-24883	NUT, ADJUSTING BRACE				Adaptor Stud (10-32)	81	18
	Screw	53	51	11-46438	NUT, SHIFT CABLE STUD	79	19
11-24883	NUT, ADJUSTING BRACE			11-46438	NUT, SHIFT CABLE STUD	81	27
	Screw	55	35	11-46438	NUT, SHIFT CABLE TO		
11-25168	NUT, JAM - LINK ROD	85	29		Bracket Stud (10-32)	77	16
11-25269	NUT, LOWER EXHAUST			11-46438	NUT, SHIFT CABLE TO		
	Elbow Screw	45	29		Bracket Stud (10-32)	81	24
11-25269	NUT, UPPER EXHAUST			11-46793	MUT, CARBURETOR		
	Elbow Screw	43	24		Mounting Stud	29	29
11-26419	NUT, STARTER TERMINAL			11-46793	NUT, CARBURETOR		
	(#8)	3	6		Mounting Stud	33	25
11-26768	NUT, VOLTAGE			11-46793	NUT, SHIFT CABLE SCREW		
	Regulator Clamp				(5/16-24)	79	38
	Screw	9	24	11-46793	NUT, SHIFT CABLE SCREW		
11-28517	NUT, STARTER TERMINAL				(5/16-24)	81	21
	(3/8")	3	4	11-46887	NUT, SHIFT CABLE		
11-28770	NUT, EXHAUST ELBOW				Adaptor Stud (1/4-28)	79	32
	Screw	43	17	11-46887	NUT, SHIFT CABLE		
11-28941	NUT, JAM - FLAME				Adaptor Stud (1/4-28)	81	15
	Arrestor	33	19	11-47521	NUT, JAM - OIL COOLER	91	24
11-28941	NUT, JAM - FLAME			11-47521	NUT, JAM - OIL COOLER	91	24
	Arrestor Mounting			11-47525	NUT, JAM - ADJUSTING		
	Stud (Bottom)	21	22		Trunnion Screw	97	13
11-28941	NUT, JAM - FLAME			11-47525	NUT, JAM - ADJUSTING		
	Arrestor Mounting				Trunnion Screw	99	17
	Stud (Bottom)	29	22	11-47626	NUT, OIL LEVEL GAUGE		
11-28941	NUT, JAM - FLAME				Tube	71	19
	Arrestor Stud	25	40	11-49119	NUT, ROCKER VALVE ARM		
11-29250	NUT, CARBURETOR				Stud	67	17
	Mounting Stud	21	29	11-49838	NUT, EXHAUST ELBOW TO		
11-29250	NUT, CARBURETOR STUD	23	41		Exhaust Manifold		
11-29250	NUT, CARBURETOR STUD	25	35		Stud	47	37
11-29553	NUT, CLAMP ADJUSTING			11-49838	NUT, EXHAUST ELBOW TO		
	Trunnion Screw	97	7		Exhaust Manifold		
11-29553	NUT, CLAMP ADJUSTING				Stud	49	22
	Trunnion Screw	99	10	12-20084	WASHE, FUEL FILTER		
11-30506	NUT, CLAMPING BRACKET				Screw	33	12
	Screw	101	28	12-20084	WASHER CARBURETOR		
11-30506	NUT, CLAMPING BRACKET				Mounting Stud	21	28
	Screw	101	41	12-20084	WASHER, CARBURETOR		
11-35814	NUT, FUEL FILTER SCREW	21	16		Mounting Stud	29	28
11-35814	NUT, FUEL FILTER SCREW	29	16	12-20084	WASHER, CARBURETOR		
11-35814	NUT, FUEL FILTER SCREW	33	13		Mounting Stud	33	24
11-35888	NUT, CHOKE SOLENOID			12-20084	WASHER, CARBURETOR		
	Screw	23	65		Screw and Stud	23	39

PARTS INDEX

Part Number	Description	Pg.	Ref. No.	Part Number	Description	Pg.	Ref. No.
12-20084	WASHER, FUEL FILTER SCREW	21	15	12-22937	WASHER, FLAME ARRESTOR STUD	29	37
12-20084	WASHER, FUEL FILTER SCREW	29	15	12-22937	WASHER, FLAME ARRESTOR STUD	33	33
12-20084	WASHER, THROLLER CABLE BRACKET SCREW	35	41	12-24662	WASHER, THROTTLE CABLE SCREW	29	32
12-20084	WASHER, THROTTLE CABLE BRACKET SCREW	31	43B	12-24662	WASHER, THROTTLE CABLE SCREW	33	28
12-20128	WASHER, THROTTLE CABLE SCREW	21	35	12-25908	WASHER, HOSE FLANGE SCREW	105	12
12-20128	WASHER, THROTTLE CABLE SCREW	25	30	12-25970	WASHER, OIL FILTER ADAPTOR SCREW	89	6
12-20128	WASHER, THROTTLE CABLE SCREW	29	34	12-26168	WASHER, ALTERNATOR BRACE SCREW	3	26
12-20128	WASHER, THROTTLE CABLE SCREW	33	30	12-26825	WASHER, OIL COOLER BRACKET SCREW	101	30
12-20533	WASHER, SHIFT CABLE ADAPTOR STUD	79	31	12-29245	WASHER, THROTTLE CABLE SCREW	29	33
12-20533	WASHER, SHIFT CABLE ADAPTOR STUD	81	14	12-29245	WASHER, THROTTLE CABLE SCREW	33	29
12-20553	WASHER, ADJUSTING BRACE SCREW	53	48	12-30164	WASHER, GROUND CABLE SCREW	3	23
12-20553	WASHER, ALTERNATOR BRACKET SCREW	5	35	12-30164	WASHER, LINK ROD SWIVEL	85	32
12-20553	WASHER, ELECTRIC PANEL SCREW	7	12	12-30315	WASHER, ALTERNATOR BRACE SCREW	5	29
12-20553	WASHER, EXHAUST MANIFOLD SCREW	43	7	12-30315	WASHER, WATER PUMP BRAKET	55	28
12-20553	WASHER, OIL FILTER ADAPTOR SCREW	101	14	12-30315	WASHER, WATER PUMP BRAKET SCREW	53	44
12-20572	WASHER, ADJUSTING BRACE SCREW	55	32	12-33181	WASHER, SEALING - FLYWHEEL HOUSING SCREW	91	19
12-20722	WASHER, SHIFT LEVER TO TRANSMISSION	73	37	12-33181	WASHER, SEALING - FLYWHEEL HOUSING SCREW	91	19
12-20722	WASHER, SHIFT LEVER TO TRANSMISSION	79	26	12-36533	WASHER, OIL COOLER COVER SCREW	91	27
12-20722	WASHER, SHIFT LEVER TO TRANSMISSION	81	9	12-36533	WASHER, OIL COOLER COVER SCREW	91	27
12-20878	WASHER, OIL PRESSURE SWITCH TERMINAL	3	18	12-37407	WASHER, IGINITION COIL SCREW	11	10
12-21249	WASHER, COVER STUD	15	42	12-37407	WASHER, IGNITION COIL SCREW	13	3
12-21273	WASHER, CAM LEVER STUD	85	21	12-37407	WASHER, SHIFT CABLE ADAPTOR STUD	79	34
12-21631	WASHER, SHIFT SUPPORT BRACKET STUD	75	50	12-37407	WASHER, SHIFT CABLE ADAPTOR STUD	81	17
12-21631	WASHER, THROTTLE CABLE STUD	23	52	12-37407	WASHER, SHIFT CABLE TO BRACKET STUD	77	15
12-21631	WASHER, THROTTLE CABLE STUD	31	46	12-37407	WASHER, SHIFT CABLE TO BRACKET STUD	81	23
12-21631	WASHER, THROTTLE CABLE STUD	35	44	12-37407	WASHER, PLUNGER AND LINK	23	58
12-21631	WASHER, TROTTLE CABLE STUD	27	47	12-38833	WASHER, SHIFT CABLE STUD	85	25
12-22753	WASHER, SHFIT CABLE SCREW	81	20	12-39143	WASHER, SWITCH BOX TERMINAL	11	2
12-22753	WASHER, SHIFT CABLE SCREW	79	37	12-45075	WASHER, RETAINING- BALL TO VALVE COVER	85	10
12-22937	WASHER, FLAME ARRESTOR STUD	23	43	12-45713			
12-22937	WASHER, FLAME ARRESTOR STUD	25	37				

PARTS INDEX

Part Number	Description	Pg.	Ref. No.	Part Number	Description	Pg.	Ref. No.
12-47523	WASHER, PLUG COVER SCREW	101	4	13-26992	LOCKWASHER, OIL LEVEL GAUGE TUBE CLAMP SCREW	73	28
12-47683	WASHER, SHAFT AND BEARING	51	4	13-26992	LOCKWASHER, OIL PAN SCREW	71	16
12-47960	WASHER, CIRCUIT BREAKER SCREW	13	14	13-26992	LOCKWASHER, REGULATOR SCREW EARLY MODELS	11	18
12-48506	WASHER, INSULATOR - ADAPTOR TO ELECTRIC PANEL	89	3	13-26992	LOCKWASHER, RETAINER BRACKET SCREW	7	7
12-48506	WASHER, INSULATOR - ADAPTOR TO MOUNTING BRACKET	101	11	13-26992	LOCKWASHER, STARTER SOLENOID SCREW	11	30
12-48611	WASHER, MOUNTING BRACKET	97	10	13-26992	LOCKWASHER, STATER SOLENOID SCREW	13	25
12-48611	WASHER, MOUNTING BRACKET	97	10	13-26993	LOCKWASHER, OIL COOLER BRACKER SCREW	103	43
12-48611	WASHER, MOUNTING BRACKET	99	13	13-26993	LOCKWASHER, OIL PAN SCREW	71	14
12-48611	WASHER, MOUNTING BRACKET	99	13	13-26993	LOCKWASHER, SHIFT LEVER TO TRANSMISSION	73	38
12-49103	WASHER, PULLEY AND HARMONIC BALANCER BOLT	63	27	13-26993	LOCKWASHER, SHIFT LEVER TO TRANSMISSION	79	27
12-49112	WASHER, BAFFLE BOLT ...	71	8	13-26993	LOCKWASHER, SHIFT LEVER TO TRANSMISSION	81	10
12-49112	WASHER, INTAKE MANIFOLD BOLT	61	6	13-26993	LOCKWASHER, STARTER SOLENOID TERMINAL (5/16")	11	25
12-56681	WASHER, SHIFT CABLE STUD	77	18	13-26993	LOCKWASHER, STARTER SOLENOID TERMINAL (5/16")	13	20
12-56681	WASHER, SHIFT CABLE STUD	81	26	13-26994	LOCKWASHER, CHOKE LEVER SCREW	37	21
13-21547	LOCKWASHER, SWITCH BOX SCREW	11	6	13-26995	LOCKWASHER, ADAPTOR HOUSING SCREW	17	14
13-21804	LOCKWASHER, REVERSE LOCK VALVE SCREW ...	85	35	13-26995	LOCKWASHER, STARTER TERMINAL (#8)	3	5
13-22773	LOCKWASHER, FUEL FILTER SCREW	25	13	13-26996	LOCKWASHER, BRACKET SCREW	13	18
13-22773	LOCKWASHER, SWITCH BOX AND COVER STUD .	15	39	13-26996	LOCKWASHER, CABLE CLIP AND BRACKET SCREW ..	9	37
13-25906	WASHER, WAVE- REVERSE LOCK VALVE	85	5	13-26996	LOCKWASHER, CAM SCREW	85	9
13-26421	LOCKWASHER, OIL COOLER COVER SCREW	91	27	13-26996	LOCKWASHER, CHOKE SWITCH TERMINAL (#10)	3	11
13-26421	LOCKWASHER, OIL COOLER COVER SCREW	91	27	13-26996	LOCKWASHER, DISTRIBUTOR CLAMP FASTENING SCREW	17	9
13-26421	LOCKWASHER, SHIFT SUPPORT BRACKET SCREW	75	54	13-26996	LOCKWASHER, GROUND CABLE SCREW	3	22
13-26992	LOCKWASHER, BRACKET SCREW	79	21	13-26996	LOCKWASHER, OIL PRESSURE SENDER TERMINAL (#10)	3	14
13-26992	LOCKWASHER, BRACKET SCREW	83	29	13-26996	LOCKWASHER, STARTER SOLENOID TERMINAL (#10)	11	27
13-26992	LOCKWASHER, COVER SCREW	91	14				
13-26992	LOCKWASHER, COVER SCREW	93	4				
13-26992	LOCKWASHER, IGNITION COIL SCREW	11	15				
13-26992	LOCKWASHER, IGNITION COIL SCREW	13	8				

PARTS INDEX

Part Number	Description	Pg.	Ref. No.	Part Number	Description	Pg.	Ref. No.
13-26996	LOCKWASHER, SWITCH BOX TERMINAL	11	3	13-35048	LOCKWASHER, ALTERNATOR BRACKET SCREW	5	32
13-26996	LOCKWASHER, SWITCH BOX TERMINAL	13	30	13-35048	LOCKWASHER, DRIVE PLATE SCREW	59	23
13-26996	LOCKWASHER, TRIGGER ATTACHING SCREW	17	12	13-35048	LOCKWASHER, ELECTRIC PANEL SCREW	7	11
13-26996	LOCKWASHER, WATER TEMPERATURE SENDER TERMINAL (#10)	3	8	13-35048	LOCKWASHER, LIFTING EYE SCREW	61	10
13-29402	WAVE WASHER, SHIFT CABLE ADAPTOR STUD	79	33	13-35048	LOCKWASHER, MOUNTING BRACKET SCREW	97	3
13-29402	WAVE WASHER, SHIFT CABLE ADAPTOR STUD	81	16	13-35048	LOCKWASHER, MOUNTING BRACKET SCREW	99	6
13-31848	LOCKWASHER, MOUNTING BRACKET SCREW	97	18	13-35048	LOCKWASHER, RETAINER BRACKET SCREW	7	7
13-31848	LOCKWASHER, MOUNTING BRACKET SCREW	99	21	13-35048	LOCKWASHER, RETAINER BRACKET SCREW	19	33
13-32993	LOCKWASHER, ALTERNATOR BRACE SCREW	5	28	13-35048	LOCKWASHER, WATER PUMP BRACKET SCREW	53	41
13-32993	LOCKWASHER, BEARING SUPPORT HOUSING SCREW	73	17	13-35048	LOCKWASHER, WATER PUMP BRACKET SCREW	55	25
13-32993	LOCKWASHER, CLAMP ADJUSTING TRUNNION SCREW	97	5	13-35364	LOCKWASHER, FUEL PUMP SCREW	21	3
13-32993	LOCKWASHER, CLAMP ADJUSTING TRUNNION SCREW	99	8	13-35364	LOCKWASHER, FUEL PUMP SCREW	29	3
13-32993	LOCKWASHER, FLANGE SCREW	77	12	13-37459	LOCKWASHER, ADJUSTING BRACE	55	34
13-32993	LOCKWASHER, FLANGE SCREW	83	34	13-37459	LOCKWASHER, ADJUSTING BRACE	53	50
13-32993	LOCKWASHER, MONTING BRACKET SCREW	99	3	13-37459	LOCKWASHER, ADJUSTING BRACE	53	50
13-32993	LOCKWASHER, MOUNT BRACKET SCREW	73	33	13-37459	LOCKWASHER, CRANKSHAFT PULLEY BOLT	63	29
13-32993	LOCKWASHER, MOUNT BRACKET SCREW	75	47	13-37459	LOCKWASHER, EXHAUST ELBOW TO EXHAUST MANIFOLD STUD	49	21
13-32993	LOCKWASHER, MOUNTING BRACKET SCREW	99	3	13-37459	LOCKWASHER, EXHAUST.ELGOW TO EXHAUST MANIFOLD STUD	45	36
13-32993	LOCKWASHER, MOUNTING BRACKET SCREW	101	7	13-37459	LOCKWASHER, OIL FILTER ADAPTOR SCREW	89	5
13-32993	LOCKWASHER, RETAINER BRACKET SCREW	7	7	13-37459	LOCKWASHER, OIL FILTER ADAPTOR SCREW	101	13
13-32993	LOCKWASHER, STARTER MOTOR SCREW	3	3	13-37459	LOCKWASHER, THERMOSTAT HOUSING SCREW	47	52
13-32993	LOCKWASHER, TRANSMISSION SCREW	73	41	13-37459	LOCKWASHER, THERMOSTAT HOUSING SCREW	49	33
13-32993	LOCKWASHER, TRANSMISSION SCREW	77	3	13-39107	LOCKWASH, CARBURETOR LOCKWASHER, CLIP SCREW	71	24
13-32993	LOCKWASHER, TRANSMISSION SCREW	81	3	13-39107	LOCKWASHER, WATER PUMP PULLEY SCREW	53	35
13-32993	LOCKWASHER, WATER PUMP BRACKET SCREW	53	43	13-39107	LOCKWASHER, WATER PUMP PULLEY SCREW	55	20
13-32993	LOCKWASHER, WATER PUMP BRACKET SCREW	55	27	13-39107	LOCKWASHER, WATER PUMP PULLEY SCREW	63	22
13-35048	LOCKWASHER, ADJUSTING BRACE SCREW	53	47	13-39131	LOCKWASHER, FLYWHEEL SCREW	59	20

PARTS INDEX

Part Number	Description	Pg.	Ref. No.	Part Number	Description	Pg.	Ref. No.
13-49102	LOCKWASHER, PULLEY AND HARMONIC BALANCER BOLT	63	26	16-52228	STUD, GUARD ATTACHING (1/2")	61	12
14-48467	TAB WASHER, ADJUSTING TRUNNION SCREW	97	12	16-52988	STUD, EXHAUST MANIFOLD TO EXHAUST ELBOW (3 1/4")	49	2
14-48467	TAB WASHER, ADJUSTING TRUNNION SCREW	99	11	16-53579	STUD, CARBURETOR MOUNTING (1 1/4")	21	27
15-49127	SHIM, INLET VALVE SPRING (THIN)	67	10	16-53579	STUD, CARBURETOR MOUNTING (1 1/4")	29	27
15-54531	SHIM, INLET VALVE SPRING (THIN)	67	10	16-53722	STUD, CARBURETOR MOUNTING (4 3/8")	21	27
16-33213	STUD, FLAME ARRESTOR MOUNTING - CARBURETOR	21	21	16-53722	STUD, CARBURETOR MOUNTING (4 3/8")	29	27
16-33213	STUD, FLAME ARRESTOR MOUNTING - CARBURETOR	29	21	16-53722	STUD, CARBURETOR MOUNTING (4 3/8")	33	23
16-33213	STUD, FLAME ARRESTOR MOUNTING - CARBURETOR	33	18	16-53724	STUD, CARBURETOR MOUNTING (1 3/4")	21	27
16-33213	STUD, FLAME ARRESTOR TO CARBURETOR	25	39	16-54345	STUD, CARBURETOR MOUNTING (1 5-16")	33	23
16-33526	STUD, SHIFT SUPPORT BRACKET	75	49	16-54345	STUD, CARBURETOR MOUNTING (1 5/16")	29	27
16-34069	STUD, SHIFT CABLE TO SHIFT LEVER (2 1/4")	85	23	16-63332	SRUD, CARBURETOR MOUNTING (1 1/4")	33	23
16-35897	STUD, THROTTLE CABLE TO MOUNTING BRACKET (1 11/16")	27	46	16-65941	STUD, SWITCH BOX AND COVER ATTACHING	13	38
16-35897	STUD, THROTTLE CABLE TO MOUNTING BRACKET (1 11/16")	31	45	16-66203	STUD, GUARD ATTACHING PIN, DOWEL - ADAPTOR HOUSING	17	6
16-35897	STUD, THROTTLE CABLE TO MOUNTING BRACKET 91 11/16")	23	51	17-22116	PIN, ROLL - JAM NUT	99	18
16-35897	STUD, THROTTLE CABLE TO MOUNTING BRACKET (1 11/16")	35	43	17-22116	PIN, ROLL - JAM NUT	97	14
16-45715	STUD, SHIFT CONTROL LEVER TO CAM LEVER (23/32")	85	19	17-47526	PIN, IMPELLER DRIVE	51	11
16-46857	STUD, CARBURETOR TO INTAKE MANIFOLD (1 1/8")	23	38	17-47617	ROLL PIN, GEAR TO DISTRIBUTOR	17	17
16-46857	STUD, CARBURETOR TO INTAKE MANIFOLD (1 7/8")	25	34	17-48140	PIN, HINGE - FLOAT	39	26
16-46857	STUD, CARBURETOR TO INTAKE MANIFOLD (1 7/8")	25	34	17-52190	PIN, DOWEL - CYLINDER BLOCK TO CYLINDER HEAD	57	3
16-48680	STUD, SHIFT CABLE ADAPTOR TO SHIFT LEVER (1 1/4")	79	30	18-26953	COTTER PIN, PLUNGER AND LINK TO CHOKE LEVER	23	59
16-48680	STUD, SHIFT CABLE ADAPTOR TO SHIFT LEVER (1 1/4")	81	13	19-32298	PLUG, HOLE - ELECTRIC PANEL (LATE MODELS)	7	2
16-49108	STUD, OIL PUMP TO CYLINDER BLOCK	71	3	19-34487	PLUG, PIPE - CYLINDER BLOCK (3/8-18")	57	-
16-49133	STUD, ROCKER VALVE ARM	69	19	19-37478	PLUG, EXPANSION - CYLINDER BLOCK (1 3/4")	57	-
16-49144	STUD, CRANKSHAFT BEARING CAP TO CYLINDER BLOCK	57	16	19-47463	PLUG, EXPANSION - ENGINE COUPLING	73	6
				19-47815	PLUG, RUBBER - OIL PAN	71	12
				19-52191	PLUG, EXPANSION - CAMSHAFT BEARING HOLE	57	4
				19-53730	STUD, CARBURETOR MOUNTING (4 1/2")	21	27
				19-59504	PLUG, IMPELLER	51	20
				19-59504	PLUG, IMPELLER	55	5
				22-21290	PLUG, PIPE - REVERSE LOCK VALVE	85	17
				22-32802	PLUG, DRAIN - FLYWHEEL HOUSING	91	16

PARTS INDEX

Part Number	Description	Pg.	Ref. No.	Part Number	Description	Pg.	Ref. No.
22-32802	PLUG, PIPE - ELECTRIC PANEL (1/8-27) EARLY MODELS	7	2	22-47540	PLUG, THERMOSTAT HOUSING	49	27
22-32802	PLUG, PIPE - EXHAUST ELBOW	45	32	22-47603	ELBOW, HOSE TO OIL COOLER (90)	79	24
22-32802	PLUG, PIPE - EXHAUST ELBOW	49	14	22-47625	ELBOW, OIL LEVEL GAUGE TUBE TO OIL PAN	71	18
22-32802	PLUG, PIPE - EXHAUST MANIFOLD	43	4	22-47629	ELBOW, HOSE TO OIL COOLER (90)	79	24
22-32802	PLUG, PIPE - EXHAUST MANIFOLD	49	4	22-47629	ELBOW, HOSE TO OIL COOLER (90)	81	7
22-32802	PLUG, PIPE - OIL FILTER ADAPTOR (1/8 - 27)	101	10	22-47629	ELBOW, HOSE TO OIL COOLER (90)	83	39
22-32802	PLUG, PIPE - OIL FILTER ADAPTOR (1/8-27)	89	7	22-47629	ELBOW, HOSE TO TRANSMISSION (90)	79	22
22-32802	PLUG, PIPE - WATER DISTRIBUTION HOUSING	49	20	22-47629	ELBOW, HOSE TO TRANSMISSION (90)	83	37
22-32802	PLUG, PIPE - WATER PUMP	55	22	22-47629	ELBOW, HOSE TO OIL COOLER (90)	77	7
22-32876	NIPPLE, SIGHT GLASS TO FUEL PUMP	21	6	22-47629	ELBOW, TRANSMISSION TO OIL HOSE	73	2
22-32876	NIPPLE, SIGHT GLASS TO FUEL PUMP	25	5	22-47630	ELBOW, HOSE TO OIL COOLER	75	43
22-32876	NIPPLE, SIGHT GLASS TO FUEL PUMP	29	6	22-47630	ELBOW, HOSE TO OIL COOLER (90)	77	7
22-32876	NIPPLE, SIGHT GLASS TO FUEL PUMP	33	5	22-47630	ELBOW, HOSE TO OIL COOLER (90)	81	7
22-33198	PLUG, PIPE - EXHAUST ELBOW	43	18	22-47630	ELBOW, HOSE TO OIL COOLER (90)	83	39
22-33198	PLUG, PIPE - LOWER EXHAUST ELBOW	45	30	22-47630	ELBOW, TRANSMISSION HOSE	73	35
22-33198	PLUG, PIPE - UPPER EXHAUST ELBOW	45	25	22-47631	ELBOW, HOSE TO TRANSMISSION (90)	77	5
22-33755	ELBOW, FUEL LINE TO FUEL FILTER (INLET)	21	9	22-47631	ELBOW, HOSE TO TRANSMISSION (90)	81	5
22-33755	ELBOW, FUEL LINE TO FUEL FILTER (INLET)	25	8	22-47631	ELBOW, HOSE TO TRANSMISSION (90)	83	37
22-33755	ELBOW, FUEL LINE TO FUEL FILTER (INLET)	29	9	22-47631	ELBOW, TRANSMISSION TO OIL HOSE	73	4
22-33755	ELBOW, FUEL LINE TO FUEL FILTER (OUTLET)	25	14	22-47716	ELBOW, FUEL LINE TO FUEL PUMP (INTEL)	25	16
22-33755	ELBOW, FUEL LINE TO FUEL PUMP (OUTLET)	25	17	22-47716	ELBOW, FUEL LINE TO FUEL PUMP AND FUEL FILTER	21	17
22-33821	ELBOW, FUEL LINE TO FUEL PUMP AND FUEL FILTER	33	14	22-47716	ELBOW, FUEL LINE TO FUEL PUMP AND FUEL FILTER	29	17
22-36373	PLUG, PIPE - ELECTRIC PANEL (3/8-18) EARLY MODELS	7	2	22-47917	ELECTRODE, OIL COOLER	91	25
22-36373	PLUG, PIPE - OIL FILTER ADAPTOR	101	9	22-47917	ELECTRODE, OIL COOLER	91	25
22-36373	PLUG, PIPE - OIL FILTER ADAPTOR (3/8-18)	89	2	22-48118	PLUG, EXHAUST ELBOW	45	34
22-36373	PLUG, PIPE - OIL PAN DRAIN	71	17	22-48118	PLUG, EXHAUST ELBOW	49	16
22-36382	PLUG, PIPE - FUEL FILTER	21	12	22-48118	PLUG, EXHAUST MANIFOLD	43	3
22-36382	PLUG, PIPE - FUEL FILTER	29	12	22-48118	PLUG, EXHAUST MANIFOLD	49	3
22-36382	PLUG, PIPE - FUEL FILTER	33	9	22-48167	CONNECTOR, ELBOW	85	3
22-45794	ELBOY , HYDRAULIC TRIM HOSE TO REVERSE LOCK VALVE	85	2	22-48245	CONNECTOR, OIL FILTER ADAPTOR TO OIL HOSE	89	9
				22-48246	ELBOW, HOSE TO OIL COOLER (90)	101	21
				22-48246	ELBOW, INLET HOSE TO CYLINDER BLOCK (90 DEGREES)	91	8

PARTS INDEX

Part Number	Description	Pg.	Ref. No.	Part Number	Description	Pg.	Ref. No.
22-48246	ELBOW, OUTLET HOSE TO CYLINDER BLOCK (90 DEGREES)	91	5	23-27958	SPACER, REGULATOR SCREW LATE MODELS . .	11	22
22-48336	PLUG, PIPE - INTAKE MANIFOLD	61	7	23-28626	BUSHING, THROTTLE CABLE SCREW	21	31
22-48336	PLUG, PIPE - WATER PUMP	63	17	23-28626	BUSHING, THROTTLE CABLE SCREW	25	26
22-48340	PLUG, PIPE - CYLINDER BLOCK (1/4")	57	-	23-31866	SPACER, SHIFT SUPPORT BRACKET STUD	75	51
22-48358	PLUG, INTAKE MANIFOLD VACUUM HOLE	21	25	23-31866	SPACER, THROTTLE CABLE STUD	23	53
22-48358	PLUG, INTAKE MANIFOLD VACUUM HOLE	25	24	23-31866	SPACER, THROTTLE CABLE STUD	31	47
22-48358	PLUG, INTAKE MANIFOLD VACUUM HOLE	29	25	23-31866	SPACER, THROTTLE CABLE STUD	35	45
22-48358	PLUG, INTAKE MANIFOLD VACUUM HOLE	33	21	23-31866	SPACER, THROTTLE CABLE STUD	27	48
22-48358	PLUG, PIPE - CYLINDER BLOCK (3/8")	57	-	23-32818	BUSHING, THROTTLE CABLE SCREW	21	34
22-48358	PLUG, PIPE - INTAKE MANIFOLD	61	7	23-32818	BUSHING, THROTTLE CABLE SCREW	25	29
22-48556	BUSHING, REDUCER-OIL PRESSURE SENDER (SERIAL # AND BE	3	16	23-33186	BUSHING, ALTERNATOR BRACKET SCREW	5	34
22-48871	ELBOW, INLET HOSE TO OIL COOLER	91	6	23-35040	SLEEVE, THROTTLE CABLE SCREW	21	32
22-48872	ELBOW, OUTLET HOSE (45)	91	3	23-35040	SLEEVE, THROTTLE CABLE SCREW	25	27
22-48873	EXTENDER, ELBOW TO ENGINE	101	23	23-36159	BUSHING, REDUCING - HOSE ELBOW	83	36
22-48873	EXTENDER, OUTLET HOSE TO OIL COOLER	91	2	23-36159	BUSHING, REDUCING - TRANSMISSION ELBOW .	77	4
22-48874	FITTING, REDUCER - INLET HOSE ELBOW	91	9	23-36159	BUSHING, REDUCING - TRANSMISSION ELBOW .	81	4
22-48874	REDUCER, ELBOW TO ENGINE	101	19	23-36159	BUSHING, REDUCING - TRANSMISSION ELBOW .	73	3
22-49138	CONNECTOR, WATER PUMP - BUY-PASS HOSE	61	16	23-47471	BEARING, ENGINE COUPLING	73	8
22-49146	PLUG, PIPE - CYLINDER BLOCK (3/4")	57	-	23-47508	SLEEVE, THERMOSTAT HOUSING	47	49
22-54533	CONNECTOR, INTAKE MANIFOLD - BY PASS HOSE	61	2	23-47511	SLEEVE, CONNECTING - FLYWHEEL HOUSING . . .	91	15
22-54533	CONNECTOR, WATER PUMP - BY-PASS HOSE	61	16	23-47511	SLEEVE, THERMOSTAT HOUSING	47	44
22-63824	ELBOW, HOSE TO TRANSMISSION (90)	77	5	23-47511	SLEEVE, THERMOSTAT HOUSING	47	44
22-63824	ELBOW, HOSE TO TRANSMISSION (90)	81	5	23-47511	SLEEVE, THERMOSTAT HOUSING	49	26
22-63825	ELBOW, HOSE TO ENGINE .	101	18	23-47511	SLEEVE, WATER PUMP . . .	51	26
22-63825	ELBOW, HOSE TO ENGINE (90)	101	22	23-47511	SLEEVE, WATER PUMP COVER	51	13
22-63825	ELBOW, HOSE TO OIL COOLER (90)	101	32	23-49124	SLEEVE, WATER PUMP COVER	55	11
22-63835	ELBOW, HOSE TO TRANSMISSION (45)	79	22	23-49126	BEARING, THRUST - CAMSHAFT GEAR DRIEN ENGINES 1	59	--
22-64426	DRAIN COCK - CLINDER BLOCK	57	2	23-49126	BEARING, PILOT - CRANKSHAFT	59	--
22-66201	CONNECTOR, INTAKE MANIFOLD - BY PASS HOSE	61	2	23-49130	SPACER, EXHAUST VALVE SPRING (THICK)	67	10
				23-49150	BEARING UNIT, CAMSHAFT (FRONT)	57	5

PARTS INDEX

Part Number	Description	Pg.	Ref. No.	Part Number	Description	Pg.	Ref. No.
23-49151	BEARING UNIT, CAMSHAFT (FRONT INTEMEDIATE AND REAR)	57	6	24-32817	SPRING, THROTTLE RETURN	23	50
23-49152	BEARING UNIT, CAMSHAFT (CENTER AND REAR INTERMEDIATE)	57	7	24-32817	SPRING, THROTTLE RETURN	27	45
23-49158	BEARING UNIT, CRANKSHAFT MAIN (STANDARD)	57	10	24-32817	SPRING, THROTTLE RETURN	31	44
23-49159	BEARING UNIT, CRANKSHAFT MAIN (.001 U.S.)	57	10	24-33050	SPRING, IDLE NEEDLE	39	57
23-49160	BEARING UNIT, CRANKSHAFT MAIN (.002 U.S.)	57	10	24-34373	SPRING, IDLE STOP SCREW	39	47
23-49161	BEARING UNIT, CRANKSHAFT MAIN (.010 U.S.)	57	10	24-47755	SPRING, GUIDE - ENGINE COUPLING	73	9
23-49162	BEARING UNIT, CRANKSHAFT MAIN (.020 U.S.)	57	10	24-48141	SPRING, POWER PISTON . .	39	43
23-49163	BEARING UNIT, CRANKSHAFT MAIN - REAR (STANDARD)	57	11	24-48142	SPRING, METERING ROD - PRIMARY	39	39
23-49164	BEARING UNIT, CRANKSHAFT MAIN - REAR (.001 U.S.)	57	11	24-48143	SPRING, FILTER NUT	39	48
23-49165	BEARING UNIT, CRANKSHAFT MAIN - REAR (.022 U.S.)	57	11	24-49128	SPRING, VALVE	67	12
23-49166	BEARING UNIT, CRANKSHAFT MAIN - REAR (.010 U.S.)	57	11	24-52728	SPRING, CHOKE RETURN . .	23	56
23-49167	BEARING UNIT, CRANDSHAFT MAIN - REAR (.020 U.S.)	57	11	24-58052	SPRING, VALVE 9	67	12
23-49168	BEARING SET (8 PAIR), CONNECTING ROD (STANDARD)	59	27	24-66212	SPRING, VALVE 9	67	12
23-49169	BEARING UNIT (PAIR), CONNECTING ROD (.001 U.S.)	59	27	25-21099	GROMMET, ELCTRICAL COMPARTMENT COVER . .	15	41
23-49170	BEARING UNIT (PAIR), CONNECTING ROD (.002 U.S.)	59	27	25-33756	"O" RING, FILTER VALVE . .	65	39
23-49171	BEARING UNIT (PAIR), CONNECTING ROD (.010 U.S.)	59	27	25-33756	RING, SEALING - PLUG COVER	89	13
23-49172	BEARING UNIT (PAIR), CONNECTING ROD (.20 U.S.)	59	27	25-33756	RING, SEALING - PLUG COVER	101	2
23-52020	SLEEVE, WATER DISTRIBUTION HOUSING	49	19	25-35039	GRAOMMET, THROTTLE CABLE SCREW	21	33
23-52193	RETAINER, OIL PUMP SHAFT	71	6	25-35039	GROMMET, THROTTLE CABLE SCREW	25	28
23-57938	BUSHING, THROTTLE CABLE SCREW	29	31	25-35276	"O" RING, OIL LEVEL GAUGE	73	22
23-57938	BUSHING, THROTTLE CABLE SCREW	33	27	25-38930	GROMMET, HIGH TENSION LEADS (RETAINER BRACKET)	7	5
23-61998	SPACER, CIRCUIT GREAKER SCREW	13	13	25-38930	GROMMET, RETAINER BRACKET	19	31
				25-45710	O RING, REVERSE LOCK VALVE	85	6
				25-45711	O RING, VALVE COVER . . .	85	13
				25-47624	GROMMET, ELECTRIC PANEL	7	13
				25-47632	O RING, SEALING - OIL COOLER	91	23
				25-47632	O RING, SEALING - OIL COOLER	91	23
				25-47756	"O" RING, BEARING SUPPORT HOUSING	73	12
				25-48440	RING, SEALING - FUEL FILTER	25	11
				25-48462	"O" RING, OIL LEVEL TUBE ADAPTOR	73	19
				25-49289	GRAOMMET, ROCKER COVER TO VENT HOSE CONNECTOR	27	43
				25-49289	GROMMET, ROCKER COVER TO VENT HOSE CONNECTOR	23	48

PARTS INDEX

Part Number	Description	Pg.	Ref. No.	Part Number	Description	Pg.	Ref. No.
25-57009	GROMMET, SWITCH BOX PLATE	13	37	27-47410	GASKET, WATER PUMP COVER TO WATER PUMP BODY	51	14
25-59712	"O" RING, WATER PUMP COVER	51	19	27-47495	GASKET, OIL COOLER COVER RIGHT SIDE	91	22
25-59712	"O" RING, WATER PUMP COVER	55	4	27-47496	GASKET, OIL COOLER COVER LEFT SIDE	91	22
25-59987	GROMMET, ROCKER COVER TO BENT HOSE CONNECTOR	31	42	27-47509	GASKET, THERMOSTAT HOUSING (UPPER)	47	46
25-59987	GROMMET, ROCKER COVER TO VENT HOSE CONNECTOR	33	38	27-47510	GASKET, THEROSTAT (MIDDLE)	47	48
25-61999	GROMMET, CIRCUIT BREAKER SCREW	13	12	27-47903	GASKET, BEARING SUPPORT HOUSING	73	15
26-23300	OIL SEAL, WATER PUMP SHAFT	51	27	27-48042	GASKET, EXHAUST ELBOW TO EXHAUST MANIFOLD	45	35
26-23300	OIL SEAL, WATER PUMP SHAFT	55	12	27-48042	GASKET, EXHAUST ELBOW TO EXHAUST MANIFOLD	49	17
26-37479	OIL SEAL, REAR CRANKSHAFT BEARING CAP	57	12	27-48043	GASKET, END CAP TO EXHAUST MANIFOLD	45	12
26-47401	SEAL, MECHANICAL - SHAFT AND BEARING	51	5	27-48043	GASKET, END CAP/CONNECTOR TO EXHAUST MANIFOLD	45	9
26-47465	OIL SEAL, BEARING SUPPORT HOUSING	73	13	27-48043	GASKET, END CAP/CONNECTOR TO EXHAUST MANIFOLD	49	8
26-47531	SEAL, FLOATING - SHAFT AND BEARING	51	6	27-48399	GASKET, CARBURETOR	21	23
26-49131	SEAL, VALVE	67	11	27-48399	GASKET, CARBURETOR	25	22
26-49154	OIL SEAL, CRANKCASE FRONT END COVER	63	32	27-48818	GASKET, THERMOSTAT HOUSING (UPPER)	47	46
26-59564	OIL SEAL, WATER PUMP SHAFT	55	16	27-48818	GASKET, THERMOSTAT HOUSING (UPPER)	49	29
26-59564	OIL SEAL, WATER PUMP SHAFT (LARGE)	53	31	27-49104	GASKET, CYLINDER HEAD	69	20
27-3360	GASKET, EXHAUST HOSE FLANGE	105	10	27-49109	GASKET, CRANKCASE FRONT END	63	34
27-34213	GASKET, FUEL PUMP	25	3	27-49110	GASKET, WATER PUMP MOUNTING	61	15
27-34213	GASKET, FUEL PUMP TO CYLINDER BLOCK	21	4	27-49113	GASKET, INTAKE MANIFOLD	61	13
27-34213	GASKET, FUEL PUMP TO CYLINDER BLOCK	29	4	27-49121	GASKET, ROCKER VALVE COVER	67	6
27-34213	GASKET, FUEL PUMP TO CYLINDER BLOCK	33	3	27-52184	GASKET, DISTRIBUTOR	17	18
27-34345	GASKET, END CAP TO EXHAUST MANIFOLD	43	12	27-52457	GASKET, CARBURETOR	29	23
27-34345	GASKET, END CAP/CONNECTOR TO EXHAUST MANIFOLD	43	9	27-52457	GASKET, CARBURETOR	33	20
27-35671	GASKET, EXHAUST ELBOW TO FACE PLATE	43	19	27-52550	GASKET SET, OIL PAN	71	11
27-35671	GASKET, UPPER EXHAUS ELBOW TO FACE PLATE	43	21	27-53045	GASKET, THERMOSTAT HOUSING TO MANIFOLD (LOWER)	47	50
27-35673	GASKET, UPPER EXHAUST ELBOW TO LOWER EXHAUST ELBOW	45	26	27-53045	GASKET, THERMOSTAT HOUSING TO MANIFOLD (LOWER)	49	31
27-37296	GASKET, EXHAUST ELBOW	43	14	27-54529	GASKET, CRANKCASE FRONT END	63	34
27-46820	GASKET, EXHAUST MANIFOLD TO CYLINDER HEAD	43	5	27-59967	GASKET, INTAKE MANIFOLD	61	13
				27-65157	GASKET, CYLINDER HEAD	69	20
				27-65184	GASKET, INTAKE MANIFOLD	61	13
				28-34466	KEY, CRANKSHAFT GEAR, CAMSHAFT GEAR AND BALANCER	59	29
				28-54530	KEY, VALVE STEM	67	14

PARTS INDEX

Part Number	Description	Pg.	Ref. No.	Part Number	Description	Pg.	Ref. No.
28-56662	KEY, IMPELLER DRIVE	51	22	32-47721	FUEL LINE, FUEL TANK TO		
28-56662	KEY, IMPELLER DRIVE	55	7		FUEL FILTER (12")	29	8
30-20861	BALL BEARING, WATER			32-47996	HOSE, VENT - CABURETOR		
	PUMP SHAFT	51	28		(9 3/4")	33	35
30-20861	BALL BEARING, WATER			32-47996	HOSE, VENT -		
	PUMP SHAFT	55	13		CARBURETOR (8 1/4") . . .	33	35
30-45712	BALL, VALVE COVER	85	11	32-47996	HOSE, VENT -		
30-47470	BALL BEARING, ENGINE				CARBURETOR (9 3/4") . . .	23	45
	COUPLING TO			32-47996	HOSE, VENT -		
	TRANSMISSION	73	10		CARBURETOR (9 3/4") . . .	29	39
31-47468	ROLLER BEARING,			32-48132	HOSE, THERMOSTAT		
	BEARING SUPPORT				HOUSING TO END CAP . .	95	4
	HOUSING	73	14	32-48132	HOSE, THERMOSTAT		
32-33645	TUBE, EXHAUST - EXHAUST				HOUSING TO EXHAUST		
	HOSE (SEE NOTE				MANIFOLD	47	53
	BELOW)	105	4	32-48136	FUEL LINE, FUEL FILTER TO		
32-35840	HOSE, THERMOSTAT				FUEL PUMP (8 1/2")	25	15
	HOUSING TO EXHAUST			32-48244A1	HOSE, OIL RETURN	89	8
	MANIFOLD (PORT)	47	53	32-48512	HOSE, VENT -		
32-39758	HOSE, THEMOSTAT				CARBURETOR (8 1/4") . . .	29	39
	HOUSING TO EXHAUST			32-48659--2	HOSE, EXHAUST	105	1
	MANIFOLD (STARBOARD)	47	53	32-48944--1	HOSE, OUTLET - OIL		
32-46828	HOSE, THERMOSTAT				COOLER TO CYLINDER		
	HOUSING TO WATER				BLOCK (8")	91	4
	PUMP	47	41	32-48944--2	HOSE, FILTER ADAPTOR TO		
32-46828	HOSE, THERMOSTAT				ENGINE (13 1/2")	101	17
	HOUSING TO WATER			32-48944--3	HOSE, OIL COOLER TO		
	PUMP	49	23		ENGINE (15")	101	20
32-47516--2	HOSE, OIL COOLER TO			32-48944--4	HOSE, OIL FILTEER		
	TRANSMISSIN (16 3/4") . .	79	23		ADAPTOR TO OIL		
32-47516--2	HOSE, TRANSMISSION TO				COOLER (27")	101	31
	OIL COOLER (16 3/4") . . .	73	34	32-48946	HOSE, INLET - OIL COOLER		
32-47516--2	HOSE, TRANSMISSION TO				TO CYLINDER BLOCK (
	OIL COOLER (16 3/4") . . .	77	6		15")	91	7
32-47516--2	HOSE, TRANSMISSION TO			32-49122	HOSE, BY-PASS - INTAKE		
	OIL COOLER (16 3/4") . . .	81	6		MANIFOLD TO WATER		
32-47516--3	HOSE, OIL COOLER TO				PUMP	61	3
	TRANSMISSION (7 7/8") . .	79	23	32-49705	TUBE, WATER SEPARATION		
32-47516--3	HOSE, OIL COOLER TO				- EXHAUST ELBOW	45	33
	TRANSMISSION (7 7/8") . .	83	38	32-52854	FUEL LINE, FUEL PUMP TO		
32-47516--3	HOSE, TRANSMISSION TO				CARBURETOR (STEEL		
	OIL COVER (7 7/8")	73	42		TUBING)	21	19
32-47516--6	HOSE, TRANSMISSION TO			32-52855	FUEL LINE, FUEL FILTER TO		
	OIL COOLER (30")	77	6		FUEL PUMP (STEEL		
32-47516--9	HOSE, OIL COOLER TO				TUBING)	21	18
	TRANSMISSION (37") . . .	83	38	32-52855	FUEL LINE, FUEL FILTER TO		
32-47516-10	HOSE, TRANSMISSION TO				FUEL PUMP (STEEL		
	OIL COOLER (33")	81	6		TUBING)	29	18
32-47650	HOSE, HOUSING TO OIL			32-54862	HOSE, OIL COOLER TO		
	COOLER	95	5		PICKUP WATER PUMP (8")	103	44
32-47650	HOSE, OIL COOLER TO			32-58616A1	TUBE, WATER SEPARATION		
	THEMOSTAT HOUSING . .	47	38		- EXHAUST ELBOW	49	15
32-47685	HOSE, VENT - FLAME			32-59877	HOSE, THERMOSTAT HSG.		
	ARESTOR (9 3/4")	25	41		TO WATER DISTRIBUTION		
32-47718	FUEL LINE, PUMP TO				HSG.	95	3
	CARBURETOR (27")	25	18	32-60087	FUEL LINE, FUEL PUMP EO		
32-47721	FUEL LINE, FUEL TANK TO				CARBURETOR (STEEL		
	FUEL FILTE (12")	21	8		TUBING)	29	19
32-47721	FUEL LINE, FUEL TANK TO						
	FUEL FILTER (12")	25	7				

PARTS INDEX

Part Number	Description	Pg.	Ref. No.	Part Number	Description	Pg.	Ref. No.
32-60095	HOSE, THERMOSTAT COVER TO DISTRIBUTION HSG. (STARBOARD)	95	1	43-49114	GEAR, CRANSKSHAFT TIMING	59	33
32-60442	HOSE, WATER PUMP TO OIL COOLER (25 1/2") . . .	53	36	43-61726	CAMSHAFT	59	31
32-62872	FUEL FILTER TO FUEL PUMP (STEEL TUBING) . .	33	15	43-61726	GEAR, CAMSHAFT TIMING .	59	31
32-62873	FUEL LINE, FUEL PUMP TO CARBURETOR (STEEL TUBING)	33	16	43-61727	SPROCKET, CAMSHAFT . . .	59	33
32-63829	HOSE, MOLDED - OIL COOLER TO OIL COOLER	101	33	46-47506A2	BODY ASSEMBLY, WATER PUMP	51	7
32-64346	HOSE, HOUSING TO OIL COOLER	95	5	46-47506A4	WATER PUMP ASSEMBLY, COMPLETE	51	1
32-66206	HOSE, BY-PASS - INTAKE MANIFOLD TO WATER PUMP	61	3	46-59112A2	WATER PUMP ASSEMBLY, COMPLETE SERIAL # AND UP	51	1
33-57771	SPARK PLUG, (ACV-40NK) .	19	29	46-63450A2	WATER PUMP ASSEMBLY, COMPLETE	55	1
33-59660	SPARK PLUG, (AC-MR 41T)	19	29	47-47519	IMPELLER	51	10
35-47817	FUEL FILTER ASSEMBLY . .	25	9	47-59362	IMPELLER	51	21
35-53336	FILTER, FUEL INLET	39	49	47-59362A1	IMPELLER ASSEMBLY	55	6
35-57250	FUEL FILTER	21	10	50-47454	STARTER MOTOR ASSEMBLY (RIGHT HAND CRANKSHAFT ROTATION)	3	1
35-60047A1	FLAME ARRESTOR ASSEMBLY	17	5	50-47455	STARTER MOTOR ASSEMBLY (LEFT HAND CRANKSHAFT ROTATION)	3	1
35-60494	FUEL FILTER	29	10	53-23720	RING, SNAP - BALL BEARING RETAINING . . .	53	30
35-60494	FUEL FILTER	33	7	53-23720	RING, SNAP - BALL BEARING RETAINING . . .	55	15
37-34443	DECAL, ROCKER VALVE COVER	67	2	53-47469	RING, SNAP - BALL BEARING TO ENGINE COUPLING	73	7
37-47239	DECAL, WIRING (INBOARD-AUTOMATIC CHOKE) . . .	7	14	53-47657	RING, RETAINING - SHAFT AND BEARING	51	3
37-47667	DECAL, ROCKER VALVE COVER	67	2	54-22740	CLIP, IGNITION COIL LEAD .	11	11
37-49606	DECAL, WIRING (STERN DRIVE-AUTOMATIC CHOKE	7	14	54-22740	CLIP, IGNITION COIL LEAD .	13	4
37-52808	DECAL, WIRING (STERN DRIVE AND INBOARD-ELECTRIC CHOKE)-	7	14	54-22875	CLIP, CABLE ATTACHING TO BRACKET	9	35
37-56428	DECAL, WIRING (INBOARD-ELECTRIC CHOKE)	7	14	54-32780	CLAMP, HOSE ATTACHING	103	45
37-56528	DECAL, WIRING (STERN DRIVE-ELECTRIC CHOKE)	7	14	54-32780	CLAMP, HOSE TO OIL COOLER AND THERMOSTAT HOUSING	47	39
37-57801	DECAL, ROCKER VALVE COVER	67	2	54-32780	CLAMP, HOSE TO OIL COOLER AND THERMOSTAT HOUSING	95	7
37-60321	DECAL, WIRING (INBOARD-AUTOMATIC CHOKE	7	14	54-32780	CLAMP, HOSE TO WATER PUMP AND OIL COOLER .	53	37
38-47520	SERIAL PLATE	91	10	54-32780	CLAMP, MOLDED HOSE ATTACHING	101	36
38-47520	SERIAL PLATE	93	5	54-32780	CLAMP, WIRING HARNESS ATTACHING	9	21
39-66213	RING, PISTON - 8 SETS (STANDARD)	57	9	54-32781	CLAMP, HOSE TO THERMOSTAT HOUSING AND WATER PUMP	47	42
39-66214	RING, PISTON - 8 SETS (.030 O.S.)	57	9	54-32781	CLAMP, HOSE TO THERMOSTAT HOUSING AND WATER PUMP	49	24
39-67127	RING, PISTON - 8 SETS (STANDARD)	57	9	54-32880	CLAMP, BY-PASS HOSE ATTACHING	61	4
39-67128	RING, PISTON - 8 SETS (.030 O.S.)	57	9	54-32880	CLAMP, HOSE ATTACHING	95	8
43-47619	GEAR, DISTRIBUTOR	17	16				
43-47619	GEAR, DISTRIBUTOR(R. H. CRANKSHAFT ROTATION)	17	16				

PARTS INDEX

Part Number	Description	Pg.	Ref. No.	Part Number	Description	Pg.	Ref. No.
54-32880	CLAMP, HOSE TO THERMOSTAT HOUSING AND EXHAUST MANIFOLD	47	54	223-49138	CONNECTOR, INTAKE MANIFOLD - BY PASS HOSE	61	2
54-33683	CLAMP, COVER TO FLANGE	105	15	230-3829	FLYWHEEL ASSEMBLY	59	18
54-33683	CLAMP, HOSE ATTSACHING	105	2	230-4614	FLYWHEEL ASSEMBLY	59	18
54-38426	CLAMP, BY-PASS HOSE ATTACHING	61	4	322-2986A8	SWITCH BOX ASSEMBLY	11	1
54-46770	CLAMP, VOLTAGE REGULATOR PLUG	9	22	332-2854	BOOT, COIL TOWER	17	23
54-47513	EYE, LIFTING	61	8	332-2983A6	IGNITION COIL ASSEMBLY	11	8
54-47528	CLAMP, ADJUSTING TRUNNION SCREW	97	6	332-2983A6	IGNITION COIL ASSEMBLY	13	1
54-47528	CLAMP, ADJUSTING TRUNNION SCREW	99	9	332-2986A22	SWITCH BOX ASSEMBLY	13	29
54-47528	CLAMP, ADJUSTING TRUNNION SCREW	97	6	393-2918A6	TRIGGER ASSEMBLY	17	10
54-47528	CLAMP, ADJUSTING TRUNNION SCREW	99	9	393-2918A8	TRIGGER ASSEMBLY	17	10
54-47545	CLIP, OIL LEVEL GAUGE TUBE	71	22	393-4988	CAP, DISTRIBUTOR	17	2
54-47715	CLAMP, MOLDED HOSE TO FLYWHEEL HOUSING (STARTBOARD)	101	35	429-3426	CRANKSHAFT	59	28
54-47715	CLIP, HOSE TO CYLINDER BLOCK	47	40	431-3422	CAMSHAFT(LEFT HADN CRANKSHAFT ROTATION)	59	30
54-47715	CLIP, HOSE TO CYLINDER BLOCK	95	6	431-3427	CAMSHAFT(RIGHT HAND CRANKSHAFT ROTATION)	59	30
54-47729	CLIP, FUEL LINE TO TAB	25	19	431-4734	CAMSHAFT	59	30
54-48376	CLIP, CHOKE ROD TO CARBURTOR	27	54	614-3553	CONNECTING ROD ASSEMBLY	59	24
54-48465	CLAMP, OIL LEVEL GAUGE TUBE TO MOUNTING BRACKET	73	26	737-3424	PISTON AND PISTON PIN ASSEMBLY (.001 O.S.)	57	8
54-49290	CLIP, CHOKE ROD TO CARBURETOR	27	54	737-3425	PISTON AND PITSON PIN ASSEMBLY (.030 O. S.)	57	8
54-53101	CLAMP, VENT HOSE ATTACHING	23	46	842-3821	CYLINDER BLOCK ASSEMBLY	57	1
54-53101	CLAMP, VENT HOSE ATTACHING	29	40	842-3821	CYLINDER BLOCK ASSEMBLY	65	36
54-53101	CLAMP, VENT HOSE ATTACHING	33	36	938-3423	CYLINDER HEAD ASSEMBLY	67	18
54-54178	CLIP, CUT-OUT SWITCH LEAD TO TRANSOM PLATE	87	39	938-3822	CYLINDER HEAD ASSEMBLY	67	18
54-59989	CLIP, AUTOMATIC CHOKE ROD	31	53	938-4615	CYLINDER HEAD ASSEMBLY	69	18
54-59989	CLIP, AUTOMATIC CHOKE ROD	35	51	938-5310	CYLINDER HEAD ASSEMBLY	69	18
54-64489	CLAMP, MOLDED HOSE TO FLYWHEEL HOUSING (PORT)	101	34	1347-3342	CARBURETOR ASS'Y(SEE B8 FOR BREAKDOWN)	25	21
54-64628	EYE, LIFTING	61	8	1347-3342	CARBURETOR ASSEMBLY, COMPLETE(AUTOMATICV CHOKE)	37	-
54-65783A2	CLAMP ASSEMBLY, CAP TO DISTRIBUTOR HOUSING	17	7	1347-3689A1	CARBURETOR ASSEMBLU, COMPLETE ELECTROC CHOKE	37	-
57-39756	BELT, WATER PUMP	53	38	1347-3689A1	CARBURETOR ASSEMBLY(SEE B8 FOR BREAKDOWN)	21	20
57-39756	BELT, WATER PUMP	55	21	1347-4533A1	CARBURETOR ASSEMBLY	29	20
57-48121	BELT, WATER PUMP	53	38	1347-4533A1	CARBURETOR ASSEMBLY	33	17
57-48122	BELT, ALTERNATOR DRIVE (48")	63	30	1347-4533A1	CARBURETOR ASSEMBLY, COMPLETE(AUTOMATIC CHOKE)	37	-
84-64408	WIRING HARNESS	13	26	1379-4333	SREW, THROTTLE BODY TO FLOAT BOWL(AUTOMATIC CHOKE - SERIAL)	39	58
102-59570	WASHER, VALVE COVER	85	14	1397-3306	OVERHAUL KIT	41	--
				1397-3309	GASKET SET	41	--
				1397-3310	AIR HOR ASSEMBLY(AUTOMATIC CHOKE)	37	1
				1397-3311	LEVER, ACRUATING - PUMP(AUTOMATIC CHOKE)	37	9

PARTS INDEX

Part Number	Description	Pg.	Ref. No.	Part Number	Description	Pg.	Ref. No.
1397-3312	METERING ROD, SECONDARY(AUTOMATIC CHOKE	37	5	1397-4587	VALVE, CHOKE - CHOKE SHAFT(AUTOMATIC CHOKE	37	23
1397-3313	HOLDER KIT, SECONDARY METERING ROD	37	4	1397-4588	THROTTLE BODY ASSEMBLY(AUTOMATIC CHOKE	39	55
1397-3314	LEVER, AIR VALVE LOCKOUT (AUTOMATIC CHOKE	37	2				
1397-3315	SPRING AND CAM KIT, AIR VALVE	41	--				
1397-3316	BRACKET ASSEMBLY, VACUUM CONTROL(AUTOMATIC CHOKE	39	34				
1397-3317	CONTROL ASSEMBLY, VACUUM	39	36				
1397-3318	ROD, VACUUM CONTROL	39	32				
1397-3319	CAM, FAST IDLE(AUTOMATIC CHOKE	39	31				
1397-3320	HOSE BACUUM	39	37				
1397-3321	CHOKE SHAFT AND LEVER ASSEMBLY(AUTOMATIC CHOKE	37	19				
1397-3322	VALVE, CHOKE - CHOKE SHAFT(AUTOMATIC CHOKE	37	23				
1397-3323	LEVER, INTERMEDIATE CHOKE	39	27				
1397-3324	ROD, CHOKE	39	29				
1397-3325	FLOAT BOWL ASSEMBLY	39	45				
1397-3326	RETAINER, PUMP DISCHARGE BALL	39	41				
1397-3327	FLOAT ASSEMBLY	39	25				
1397-3328	POWER PISTON ASSEMBLY	39	38				
1397-3329	RETAINER, POWER PISTON	39	40				
1397-3330	NUT, FILTER - FUEL INLET	39	50				
1397-3331	INSERT, FLOAT BOWL	39	44				
1397-3332	BATTLE, FLOAT BOWL	39	28				
1397-3333	ROD, PUMP	39	53				
1397-3334	THROTTLE BODY ASSEMBLY(AUTOMATIC CHOKE	39	55				
1397-3335	LEVER, CAM (AUTOMATIC CHOKE)	41	59				
1397-3336	LEVER, FAST IDLE	41	60				
1397-3338	METERING ROD, SECONDARY(AUTOMATIC CHOKE	37	5				
1397-3339	BRACKET ASSEMBLY, VACCUUM CONTROL(AUTOMATIC CHOKE	39	34				
1397-3465	OFF ENGINE KIT	41	--				
1397-3632	VALVE, CHOKE - CHOKE SHAFT(ELECTRIC CHOKE)	37	23				
1397-4326	CHOKE SHAFT AND LEVER ASSEMBLY(AUTOMATIC CHOKE	37	19				
1397-4585	AIR HORN ASSEMBLE(AUTOMATIC CHOKE	37	1				
1397-4586	LEVER, ACTUATING - PUMP(AUTOMATIC CHOKE	37	9				