



PARTS CATALOG

140 ENGINE

SERIAL NUMBER

140 GM 181 I/L4 1979-1982 5157669 THRU 6229717

TABLE OF CONTENTS:

ALTERNATOR ASSEMBLY, COMPLETE	20
ALTERNATOR ASSEMBLY, COMPLETE (MOTOROLA)	18
CAMSHAFT, CRANKSHAFT AND WATER PUMP	44
CARBURETOR ASSEMBLY	30
CYLINDER BLOCK, PISTON AND BEARING	42
CYLINDER HEAD & ROCKER COVER, OIL PAN & PUMP, CRANKCASE COVR	46
DISTRIBUTOR ASSEMBLY AND COIL	24
EXHAUST ELBOW ASSEMBLY	58
EXHAUST MANIFOLD ASSEMBLY	34
FLYWHEEL HOUSING AND ENGINE SUPPORT	38
FUEL PUMP, FUEL FILTER AND CARBURETOR	28
PARTS INDEX	60
POWER STEERING KIT (MERCUISER I)	54
POWER STEERING MOUNTING KIT (MARINE 120, 140 AND 165)	52
POWER STEERING MOUNTING KITS (MARINE 120, 140 AND 165)	50
STARTER MOTOR AND ALTERNATOR	4
STARTER MOTOR ASSEMBLY, COMPLETE (B-50-69863A1)	8
STARTER MOTOR ASSEMBLY, COMPLETE (B-50-76965A1)	12
THROTTLE LINKAGE	26
WIRING HARNESS, CIRCUIT BREAKER AND STARTER SOLENOID	2

NOTE: Indented description indicate that these parts are included in preceeding assembly.

AR = As Required

NSS = Not Sold Separate

OPT = Optional

NS = Not Shown

THESE PARTS BOOKS/FICHE CARD ARE COPYRIGHTED AND MAY NOT BE DISTRIBUTED OR REPRODUCED IN ANY OTHER FORMAT BY ANYONE OTHER THAN MERCURY MARINE WITHOUT THE PRIOR WRITTEN CONSENT OF MERCURY MARINE.

REPLACEMENT PARTS ! WARNING !

Electrical, ignition and fuel system components on MerCruiser Engines and Stern Drives are designed and manufactured to comply with U.S. Coast Guard Rules and Regulations to minimize risks of fire or explosion. Use of replacement electrical, ignition or fuel system components, which do not comply to these rules and regulations, could result in a fire or explosion hazard and should be voided.

When servicing the electrical, ignition and fuel systems, it is extremely important that all components are properly installed and tightened. If not, any electrical or ignition component opening would permit sparks to ignite fuel vapors from fuel system leaks, if they existed.

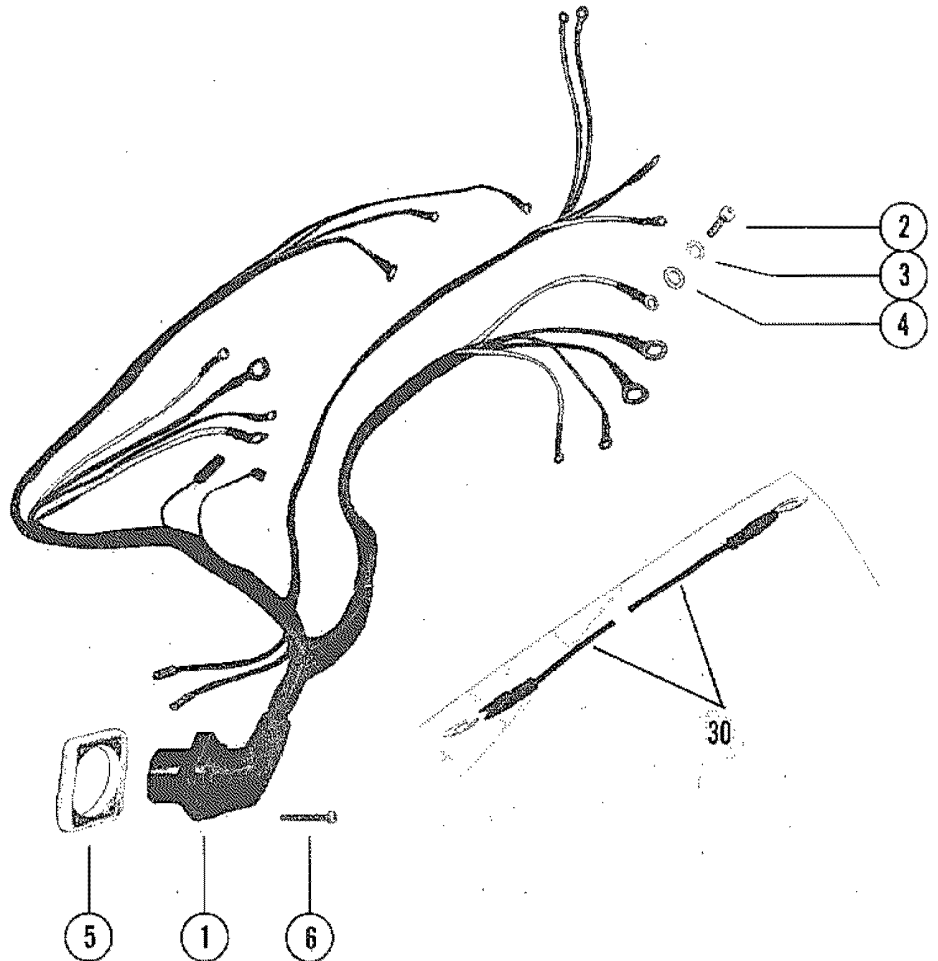

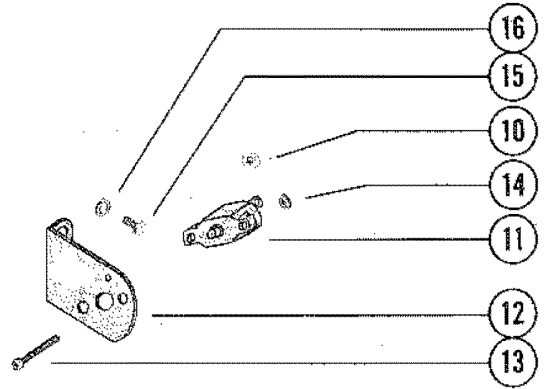
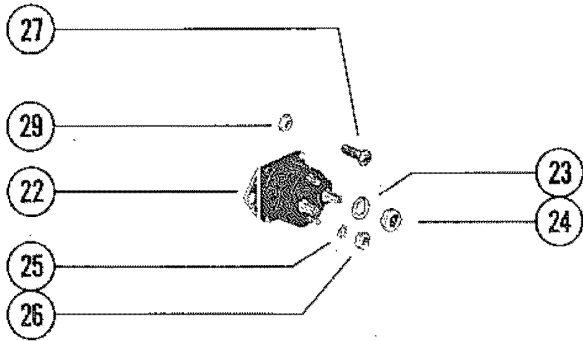
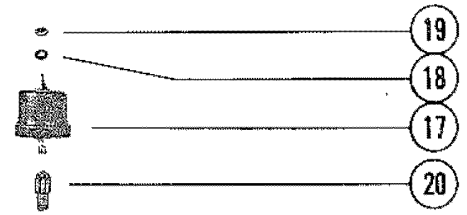

ENGINE MECHANICAL COMPONENTS

Many of the engine mechanical components are designed for marine applications. Unlike automotive engines, marine engines are subjected to extended periods of heavy load and wide- open-throttle operation, therefore, require heavy-duty components. Special marine engine parts have design and manufacturing specifications, which are required to provide long life and dependable performance. Marine engine parts also must be able to resist the corrosive action of salt or brackish water that will rust or corrode standard automotive parts within a short period of time.

Failure to use recommended Mercury Precision Parts OR Quicksilver service replacement parts can result in poor engine performance and/or durability, rapid corrosion of parts subjected to salt water and possibly complete failure of the engine.

Use of parts other than recommended service replacement parts will void the warranty on those parts which are damaged as a result of the use of other than recommended parts.

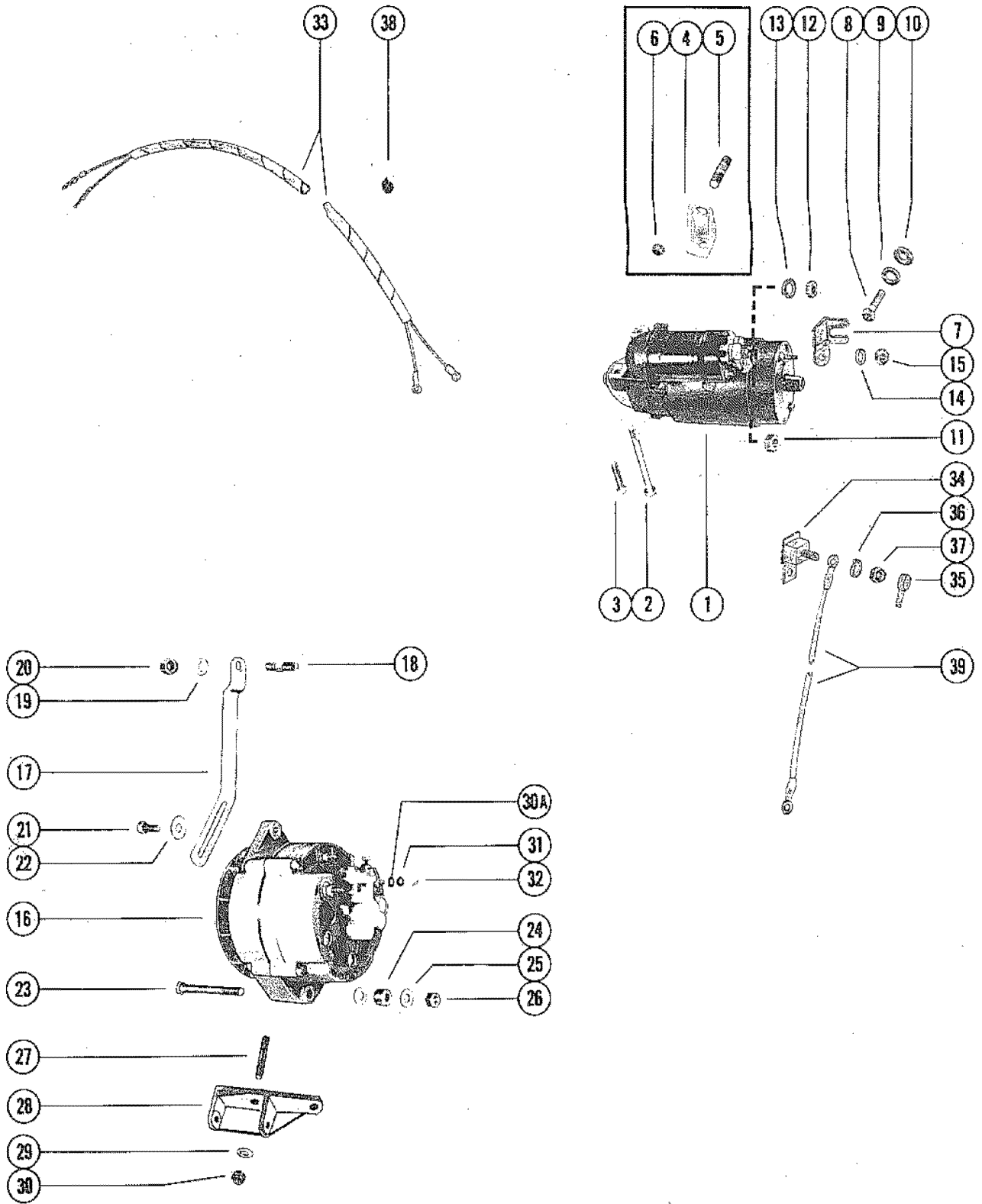
WIRING HARNESS, CIRCUIT BREAKER AND STARTER SOLENOID



WIRING HARNESS, CIRCUIT BREAKER AND STARTER SOLENOID

REF. NO.	PART NO.	SYM.	QTY.	DESCRIPTION
1	84-66962A2		1	WIRING HARNESS< EXTERNAL (USE WITH FUSE)
	84-86673A2		1	WIRING HARNESS, EXTERNAL SERIAL 00000000-05811568
	84-93179A1		1	WIRING HARNESS, EXTERNAL SERIAL 05811569-09999999
2	10-20055		1	SCREW, HARNESS LEADS TO ALTERNATOR (3/8") NOT USED WITH MOTOROLA ALTERNATOR
3	13-26996		1	LOCKWASHER, HARNESS LEAD SCREW NOT USED WITH MOTOROLA ALTERNATOR
4	12-30164		1	WASHER, HARNESS LEAD SCREW NOT USED WITH MOTOROLA ALTERNATOR
5	26079		1	PLATE, WIRING HARNESS TO MOUNTING BRACKET
6	10-46718		4	SCREW, WIRING HARNESS PLATE TO MOUNTING BRACKET (3/4")
7	63770		2	TAB, HARNESS ATTACHING USED WITH B-84-66962A2
8	10-35585		2	SCREW, HARNESS TO ROCKER COVER USED WITH B-84-66962A2
9	12-20583		2	WASHER, HARNESS TO ROCKER COVER SCREW USED WITH B-84-66962A2
10	11-68219		2	NUT, CIRCUIT BREAKER STUD
11	88-78813		1	CIRCUIT BREAKER
12	86924		1	BRACKET, CIRCUIT BREAKER SERIAL 00000000-05529884
	90923		1	BRACKET, SIRCUIT BREAKER SERIAL 05529885-09999999
13	10-24637		2	SCREW, CIRCUIT BREAKER TO BRACKET (1")
14	11-46438		2	NUT, CIRCUIT BREAKER ATTACHING SCREW
15	10-21077		2	SCREW, CIRCUIT BREAKER BRACKET TO CYLINDER HEAD (7/8")
16	13-37459		2	LOCKWASHER, CIRCUIT BREAKER BRACKET SCREW
17	34623		1	OIL PRESSURE SENDER ASSEMBLY
18	13-26996		2	WASHER, WATER SENDER/OIL PRESSURE SENDER TERM. (#10)
19	11-68219		2	NUT, WATER SENDER/OIL PRESSURE SENDER TERM. (10-32)
20	22-32974		1	ADAPTOR, OIL PRESSURE SENDER TO CYLINDER BLOCK
21	36525		1	WATER TEMPERATURE SENDER ASSEMBLY
22	89-68258		1	STARTER SOLENOID
23	13-26993		2	LOCKWASHER, STARTER SOLENOID TERMINAL (5/16")
24	11-68292		2	NUT, STARTER SOLENOID TERMINAL (5/16")
25	13-26996		2	LOCKWASHER, STARTER SOLENOID TERMINAL (#10)
26	11-68219		2	NUT, STARTER SOLENOID TERMINAL (10-32)
27	10-69028		2	SCREW, STARTER SOLENOID TO MOUNTING BRACKET (3/4")
29	11-20664		2	NUT, STARTER SOLENOID SCREW
30	84-94227A2		1	RESISTANCE WIRE KIT

STARTER MOTOR AND ALTERNATOR

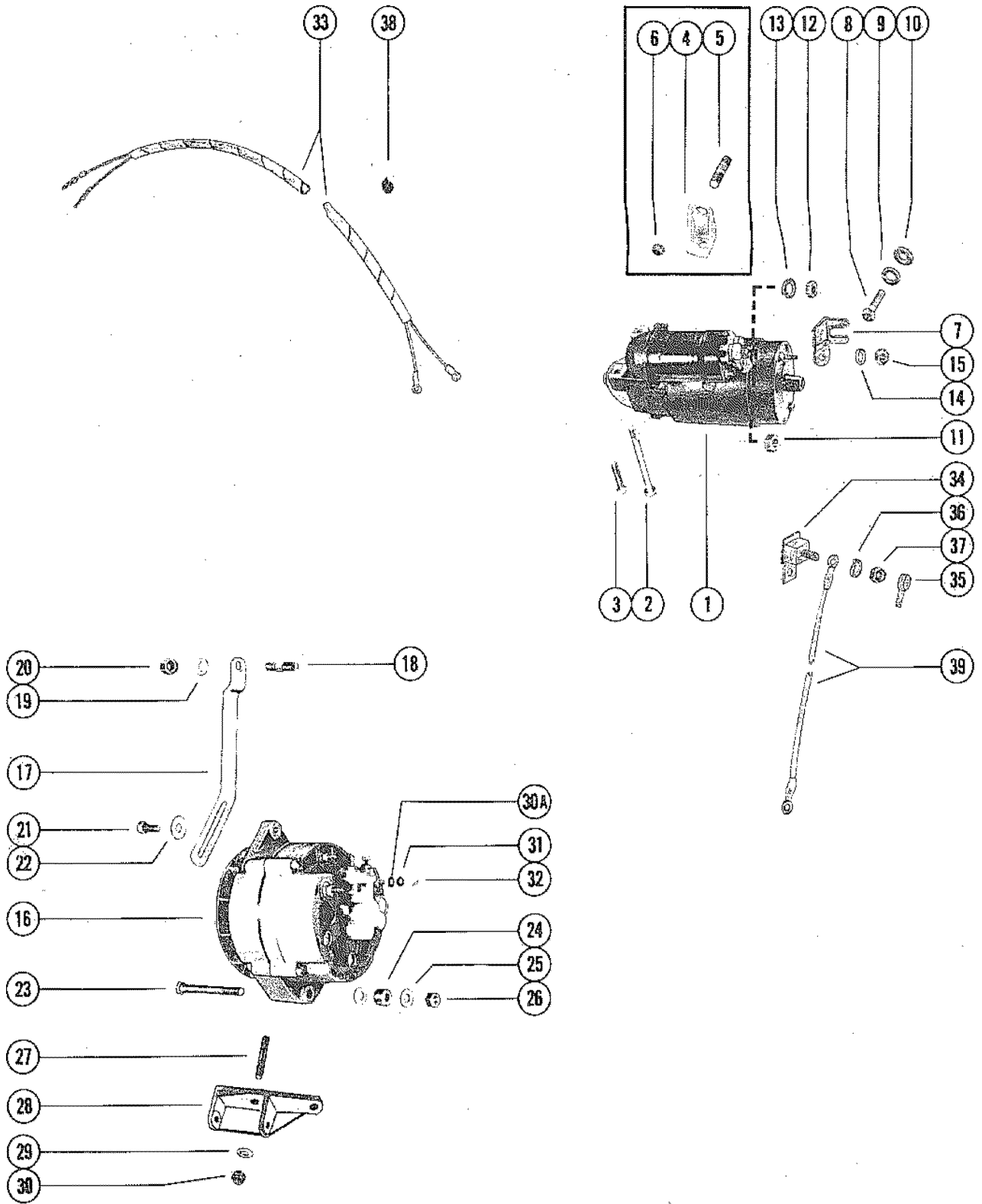


STARTER MOTOR AND ALTERNATOR

REF. NO.	PART NO.	SYM.	QTY.	DESCRIPTION
1	50-69863A1		OPT	STARTER MOTOR ASSEMBLY (DELCO REMY #1108756)
	50-79821A2		OPT	STARTER MOTOR ASSEMBLY (DELCO REMY #1109490)
2	10-94435		1	BOLT, STARTER MOTOR MOUNTING (4 21/32")
3	10-34544		1	BOLT, STARTER MOTOR MOUNTING (1 15/16")
4	54671		1	BRACE, STARTER MOTOR USE WITH B-50-69863A1 STARTER MOTOR
5	16-52387		2	STUD, BRACE TO MOTOR AND CYLINDER BLOCK USE WITH B-50-69863A1 STARTER MOTOR
6	11-64809		2	NUT, BRACE STUD USE WITH B-50-69863A1 STARTER MOTOR
7	87300		1	BRACKET, STARTER MOTOR USE WITH B-50-79821A2 STARTER MOTOR
8	10-26487		1	SCREW, STARTER MOTOR BRACKET TO CYL. BLOCK USE WITH B-50-79821A2 STARTER MOTOR
9	13-35048		1	LOCKWASHER, BRACKET SCREW USE WITH B-50-79821A2 STARTER MOTOR
10	12-55149		1	WASHER, STARTER MOTOR BRACKET SCREW USE WITH B-50-79821A2 STARTER MOTOR
11	11-32219		OPT	NUT, SOLENOID SWITCH TERMINAL (3/8-16)
	11-40020--4		OPT	NUT, SOLENOID SWITCH TERMINAL (METRIC M10 X 1.5)
12	11-26419		1	NUT, SOLENOID SWITCH TERMINAL (8-32)
13	13-26995		2	LOCKWASHER, SOLENOID SWITCH TERMINAL
14	13-26996		1	LOCKWASHER, STARTER MOTOR TERM (#10) USE WITH B-50-69863A1 STARTER MOTOR
15	11-68219		1	NUT, STARTER MOTOR TERMINAL (10-32) USE WITH B-50-69863A1 STARTER MOTOR
14	12-27985		1	WASHER, STARTER MOTOR TERMINAL (1/4") USE WITH B-50-79821A2 STARTER MOTOR
15	11-68219		1	NUT, STARTER MOTOR TERMINAL (1/4-20) USE WITH B-50-79821A2 STARTER MOTOR
16	78403A2		1	ALTERNATOR ASSEMBLY
17	58333		1	BRACE, ALTERNATOR TO EXHAUSE MANIFOLD (FRONT)
18	16-54177		1	STUD, ALTERNATOR BRACE TO EXHAUST MANIFOLD (1 3/8")
19	12-20553		1	WASHER, ALTERNATOR BRACE STUD
20	11-23161		1	NUT, ALTERNATOR BRACE STUD
21	10-29198		1	SCREW, ALTERNATOR BRACE TO ALTERNATOR (7/8")
22	12-26168		1	WASHER, ALTERNATOR BRACE SCREW
23	10-37626		1	SCREW, ALTERNATOR TO BRACKET (4 1/4")
24	23-63894		1	SPACER, ALTERNATOR TO BRACKET
25	12-25970		2	WASHER, ALTERNATOR TO BRACKET
26	11-23161		1	NUT, ALTERNATOR SCREW
27	16-56826		2	STUD, ALTERNATOR BRK. (1 1/2")
28	63857A1		1	BRACKET ASSEMBLY, ALTERNATOR MOUNTING
29	12-20553		2	WASHER, MOUNTING BRACKET STUD
30	11-23161		2	NUT, MOUNTING BRACKET STUD
30A	12-96457		1	WASHER, BOOT ATTACHING (PHENOLIC)

CONTINUED ON NEXT PAGE ➡

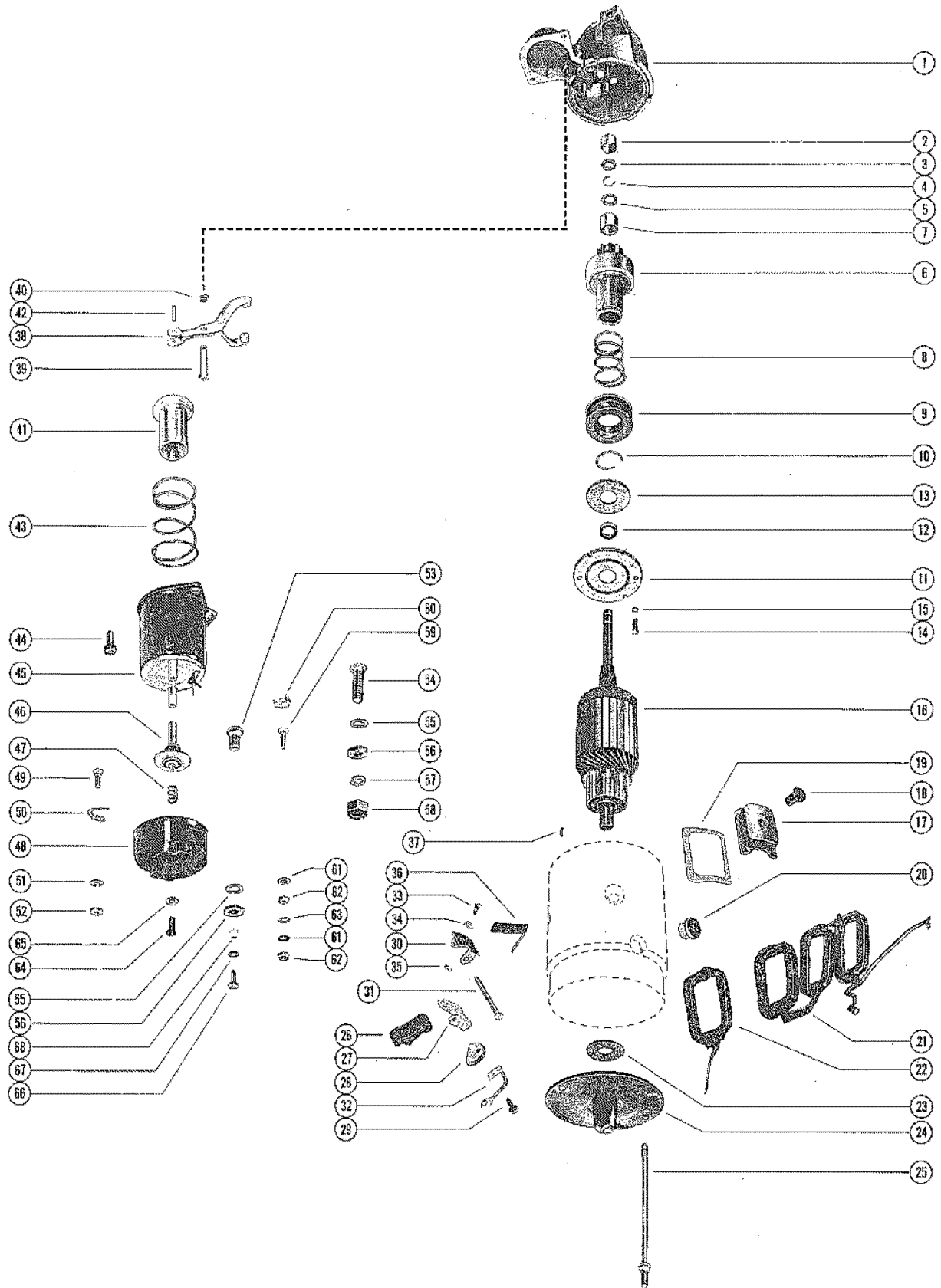
STARTER MOTOR AND ALTERNATOR



STARTER MOTOR AND ALTERNATOR

REF. NO.	PART NO.	SYM.	QTY.	DESCRIPTION
31	13-26992		1	LOCKWASHER, ALTERNATOR TERMINAL
32	11-20890		1	NUT, ALTERNATOR TERMINAL
33	84-78581A3		1	WIRING HARNESS ASSEMBLY, ALTERNATOR USE WITH B-84-66962A2 WIRING HARNESS
34	88-79023A90		1	FUSE ASSEMBLY, SOLENOID - 90 AMP USE WITH B-84-66962A2 WIRING HARNESS
35	85-79695		1	BOOT, INSULATOR USE WITH B-84-66962A2 WIRING HARNESS
36	13-26992		1	LOCKWASHER, SOLENOID ATTACHING SCREW USE WITH B-84-66962A2 WIRING HARNESS
37	11-21825		1	NUT, SOLENOID ATTACHING SCREW USE WITH B-84-66962A2 WIRING HARNESS
38	54-73668		1	"J" CLIP, HARNESS TO FLYWHEEL HOUSING USE WITH B-84-66962A2 WIRING HARNESS
39	84-79139A5		1	WIRE, 90 AMP FUSE TO CIRCUIT BREAKER USE WITH B-84-66962A2 WIRING HARNESS

STARTER MOTOR ASSEMBLY, COMPLETE (B-50-69863A1)

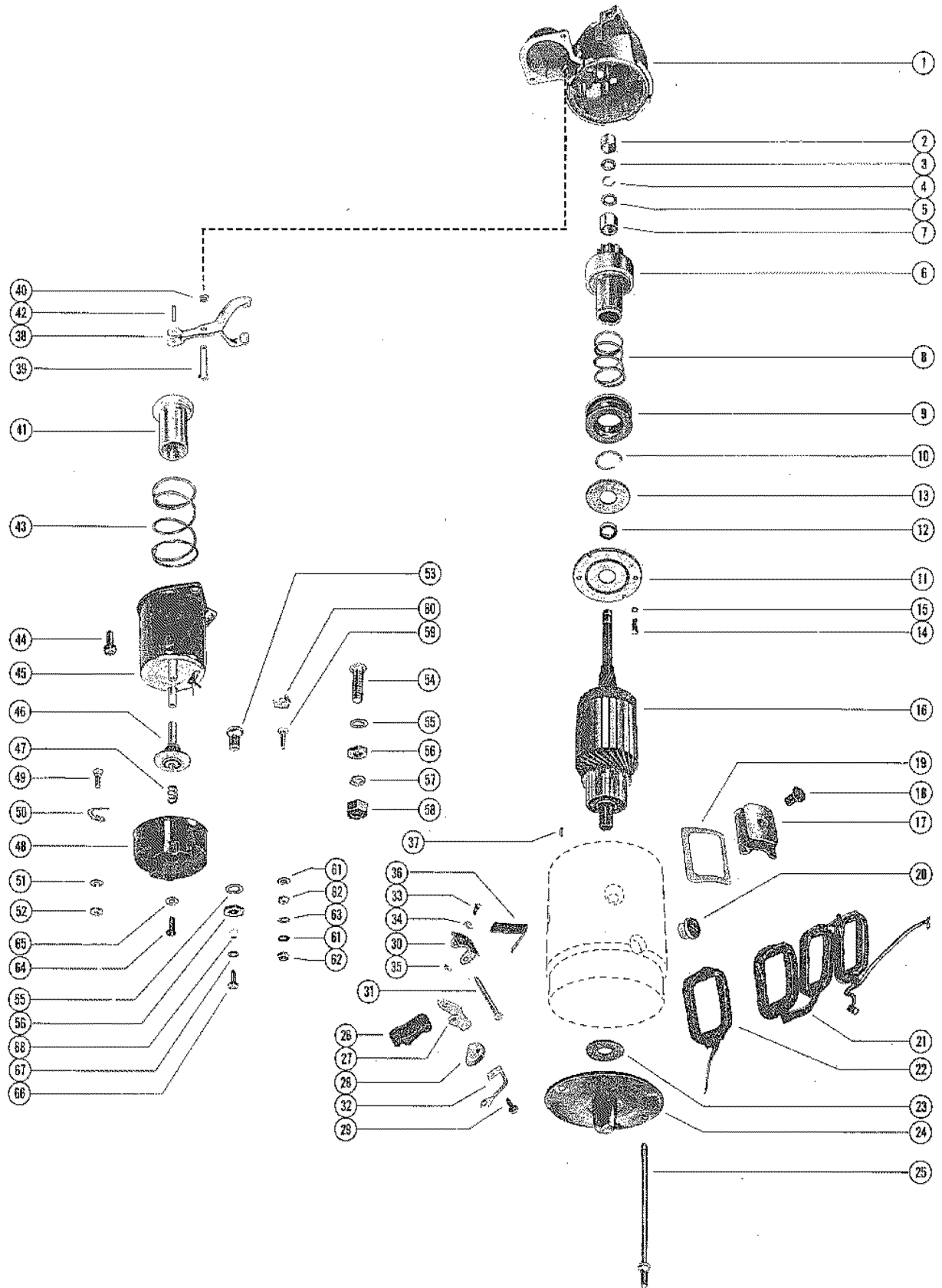


STARTER MOTOR ASSEMBLY, COMPLETE (B-50-69863A1)

REF. NO.	PART NO.	SYM.	QTY.	DESCRIPTION
-	50-69863A1		1,	STARTER MOTOR ASSEMBLY, COMPLETE (DELCO REMY #1108756)
-	50-69864A1		,1	STARTER MOTOR ASSEMBLY, COMPLETE (DELCO REMY #118755)
1	71696		1,1	HOUSING, DRIVE END
2	23-33369		1,1	BUSHING, DRIVE END HOUSING
3	33292		1,1	COLLAR, THRUST - DRIVE END HOUSING
4	53-33290		1,1	RING, RETAINING - PINION STOP COLLAR
5	33291		1,1	COLLAR, PINION STOP - DRIVE END HOUSING
6	33318		1,1	DRIVE ASSEMBLY, CLUTCH - ARMATURE
7	23-33369		1,1	BUSHING, GEAR END - CLUTCH DRIVE (1 9/16")
8	24-33368		1,1	SPRING, CLUTCH DRIVE
9	N.S.S.		1,1	COLLAR, CLUTCH DRIVE (DELCO REMY #1904443)
10	33367		1,1	LOCKSIRE, COLLAR AND SPRING RETAINING
11	N.S.S.		1,1	PLATE, BEARING (DELCO REMY #1956939)
12	23-71694		1,1	BUSHING, BEARING PLATE
13	12-68614		1,1	WASHER, BEARING PLATE
14	10-68612		2,2	SCREW, BEARING PLATE ATTACHING
15	13-68611		2,2	LOCKWASHER, BEARING PLATE SCREW
16	71693		1,1	ARMATURE
17	N.S.S.		4,4	SHOE, POLE - FIELD COIL (DELCO REMY #1931129)
18	10-60684		4,4	SCREW, POLE SHOE TO FIELD COIL
19	33293		4,	INSULATION, FIELD COIL
20	25-45534		1,1	GROMMET, FIELD COIL - FIELD FRAME
21	46891		1,	FIELD COIL ASSEMBLY
	71697		,1	FIELD COIL ASSEMBLY
22	N.S.S.		,1	COIL, SHUNT - FIELD COIL (DELCO REMY #1935131)
23	12-33258		1,1	WASHER, LEATHER - COMMUTATOR END FRAME
24	33295		1,1	FRAME, COMMUTATOR END - LOWER
25	10-33296		,1	BOLT, THRU - COMMUTATOR END TO DRIVE END HOUSING
	10-33286		,1	BOLT, THRU - COMMUATOR END TO DRIVE END HOUSING
26	33284		2,2	HOLDER, INSULATED - FIELD FRAME BRUSH GROUND
27	33283		2,2	HOLDER, FIELD FRAME BUSH GROUND
28	33270		4,4	BRUSH, FIELD FRAME
29	10-52904		2,2	SCREW, BRUSH LEAD TO FIELD FRAME BRUSH (8-18 X 5/8")
	10-60685		2,2	SCREW, RUCH LEAD TO FIELD FRAME BRUSH
30	33294		2,2	SUPPORT PACKAGE, GROUND AND INSULATED HOLDERS
31	N.S.S.		2,2	PIN, GROUND AND INSULATION HOLDER TO SUPPORT (DELCO REMY #
32	60686		2,2	LEAD, FIELD FRAME BRUSH
33	N.S.S.		4,4	SCREW, SUPPORT TO FIELD FRAME (DELCO REMY #274738)
34	13-26996		4,4	LOCKWASHER, SUPPORT SCREW

CONTINUED ON NEXT PAGE ➡

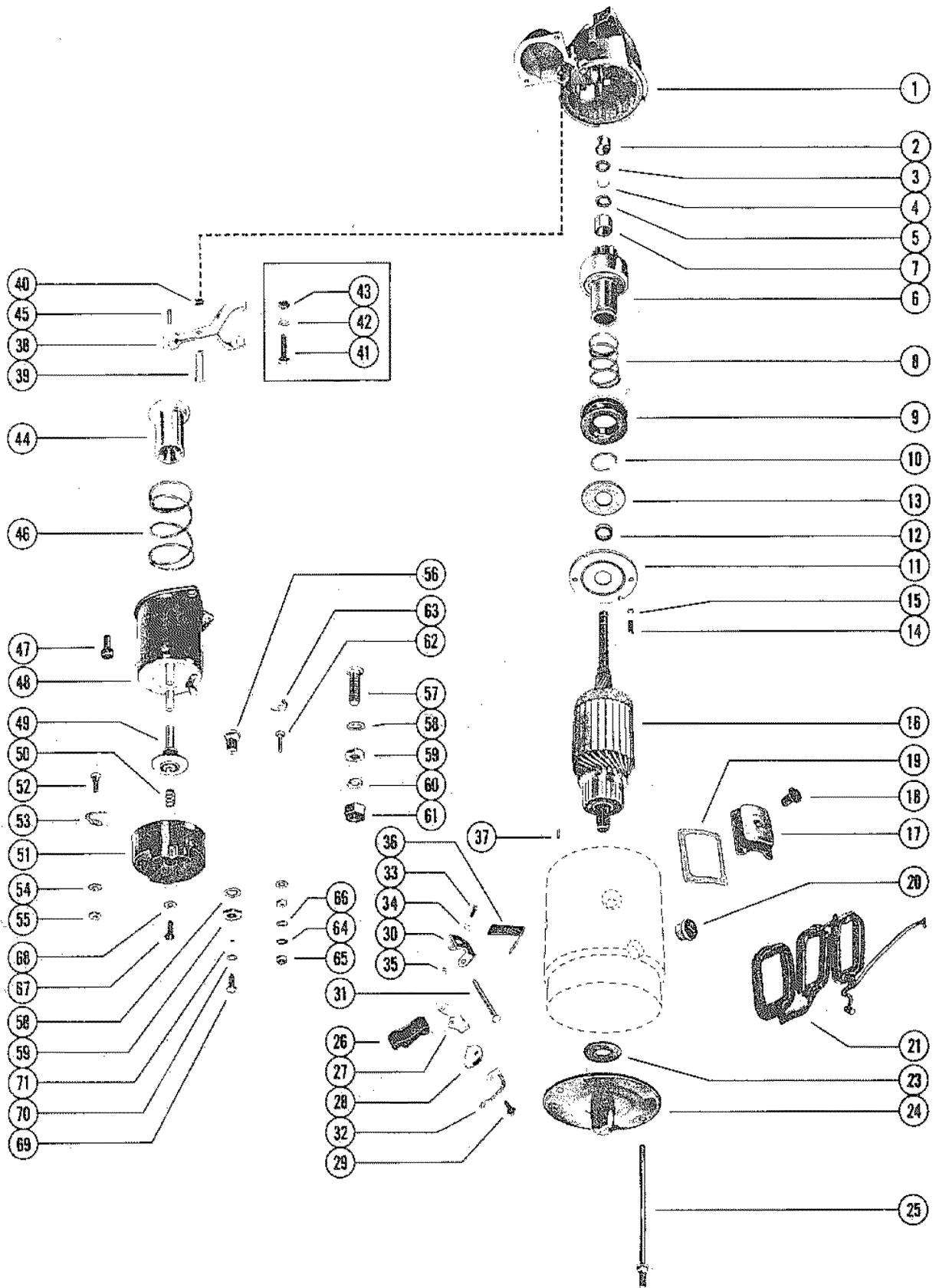
STARTER MOTOR ASSEMBLY, COMPLETE (B-50-69863A1)



STARTER MOTOR ASSEMBLY, COMPLETE (B-50-69863A1)

REF. NO.	PART NO.	SYM.	QTY.	DESCRIPTION
35	11-30968		4,4	NUT, SUPPORT SCREW
36	24-33285		4,4	SPRING, FIELD FRAME BRUSH
37	17-33257		1,1	PIN, DOWEL - FIELD BRAME TO DRIVE END HOUSNG
38	71698		1,1	LEVER, SHIFT - DRIVE END HOUSING
39	33310		1,1	SHAFT, SHIFT LEVER TO DRIVE END HOUSING
40	53-33354		1,1	RING, RETAINING - SHIFT LEVER SHAFT
41	33317		1,1	PLUNGER, SHIFT LEVER - SOLENOID SWITCH
42	17-24198		1,1	PIN, PLUNGER TO SHIFT LEVER
43	24-46889		2,2	SPRING, PLUNGER RETURN - SOLENOID SWITCH
44	10-28713		2,2	SCREW, SOLENOID SWITCH TO DRIVE END HOUSING
45	60687		1,	SOLENOIDD SWITCH ASSEMBLY
	33261		,1	SOLENOID SWITCH ASSEMBLY
46	33316		1,1	CONTRACT AND PUSH ROD ASSEMBLY
47	24-33265		1,1	SPRING, CONTRACT AND PUSH ROD TENSION
48	N.S.S.		1,	COVER, SOLENOID SWITCH (DELCO REMY #1935167)
	N.S.S.		,1	COVER, SOLENOID SWITCH (DELCO REMY #1963525)
49	16-33304		1,1	STUD, RESISTOR TERMINAL (10-32)
50	33305		1,1	CONTRACT, RESISTOR TERMINAL STUD
51	13-26996		1,1	LOCKWASHER, RESISTOR TERMINAL STUD (#10)
52	11-68219		1,1	NUT, RESISTOR TERMINAL STUD (10-32)
53	16-33299		1,1	STUD, MOTOR TERMINAL (3/8-16)
54	16-45536		1,1	STUD, BATTERY TERMINAL (3/8-16)
55	12-33289		2,2	WASHER, BATTERY AND MOTOR TERMINAL STUD (3/8")
56	11-32219		2,2	NUT, BATTERY AND MOTOR TERMINAL STUD (3/8-16)
57	13-37459		1,1	LOCKWASHER, BATTERY TERMINAL STUD (3/8")
58	11-32219		1,1	NUT, BATTERY TERMINAL STUD (3/8-16)
59	16-33262		1,1	STUD, SWITCH TERMINAL (8-32)
60	54-33307		1,1	CLIP, SWITCH TERMINAL STUD
61	12-33279		2,2	WASHER, PLASTIC - SWITCH TERMINAL STUD (#8)
62	11-21923		2,2	NUT, SWITCH TERMINAL STUD (8-32)
63	13-26995		1,1	LOCKWASHER, SWITCH TERMINAL STUD (#8)
64	10-33248		2,2	SCREW, COVER TO SOLENOID SWITCH (7/16")
65	12-33279		2,2	WASHER, PLASTIC - COVER SCREW
66	10-48266		1,1	SCREW, FIELD COIL LEAD TO SOLENOID SWITCH (7/16")
	10-45546		1,1	SCREW, FIELD COIL LEAD TO SOLENOID SWITCH (1")
67	13-26995		1,1	LOCKWASHER, FIELD COIL LEAD SCREW
68	N.S.S.		1,1	CONNECTOR, FIELD COIL LEAD SCREW (DELCO REMY #1963519)

STARTER MOTOR ASSEMBLY, COMPLETE (B-50-76965A1)

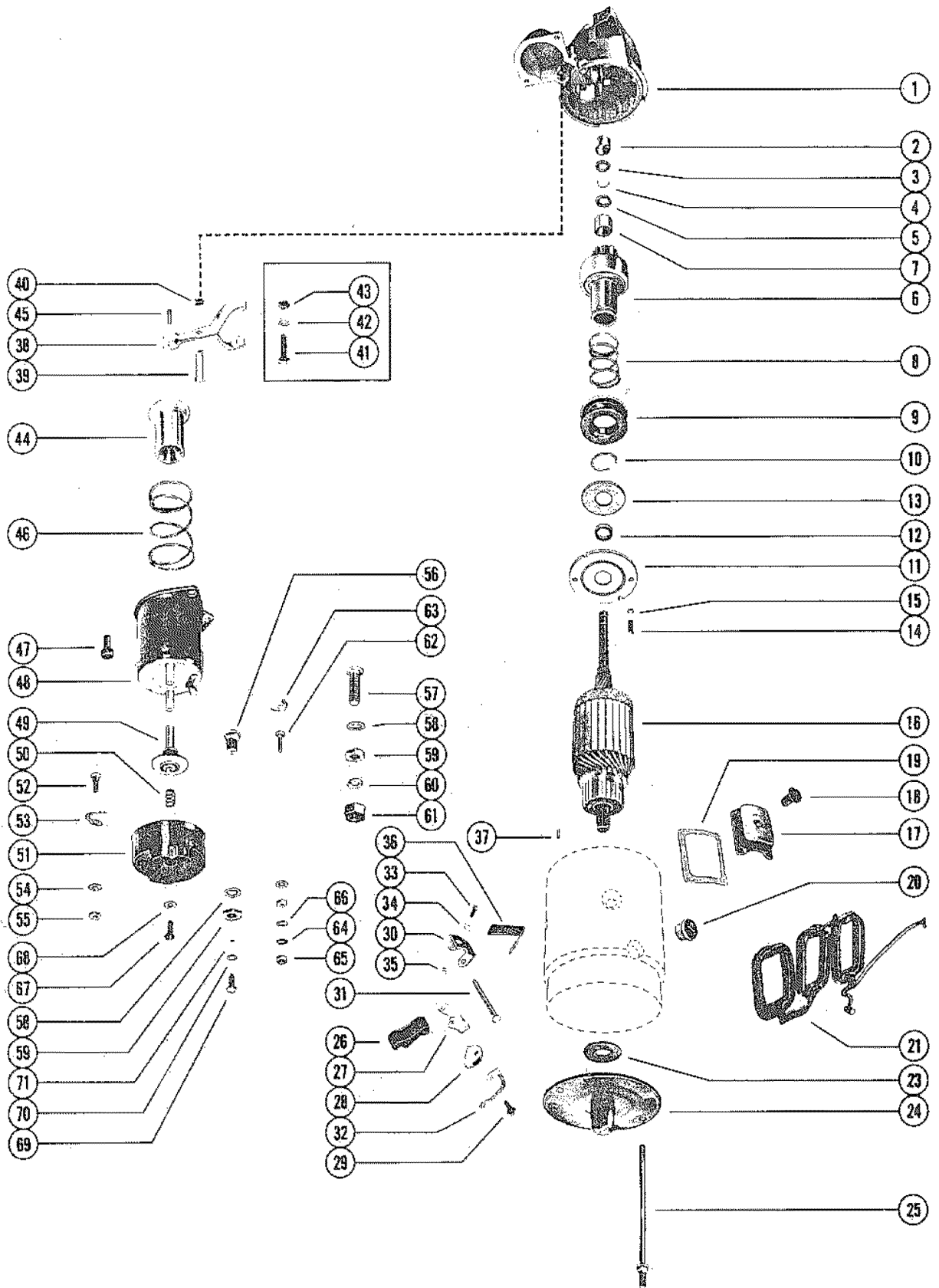


STARTER MOTOR ASSEMBLY, COMPLETE (B-50-76965A1)

REF. NO.	PART NO.	SYM.	QTY.	DESCRIPTION
-	50-76965A3		1,,	STARTER MOTOR ASSEMBLY, COMPLETE (DELCO REMY #1109485)
-	50-79604A3		,1,,	STARTER MOTOR ASSEMBLY, COMPLETE (DELCO REMY #1109484)
-	50-79822A2		,,1,	STARTER MOTOR ASSEMBLY, COMPLETE DELCO REMY #1109488)
-	50-79821A2		,,,1	STARTER MOTOR ASSEMBLY, COMPLETE (DELCO REMY #1109490)
1	79206		1,1,,	HOUSING, DRIVE END
	71696		,,1,1	HOUSING, DRIVE END
2	23-33369		1,1,1,1	BUSHING, DRIVE END HOUSING
3	33292		1,1,1,1	COLLAR, THRUST - DRIVE END HOUSING
4	53-33290		1,1,1,1	RING, RETAINING - PINION STOP COLLAR
5	33291		1,1,1,1	COLLAR, PINION STOP - DRIVE END HOUSING
6	68608		1,,	DRIVE ASSEMBLY, CLUTCH - ARMATURE
	68609		,1,,	DRIVE ASSEMBLY, CLUTCH - ARMATURE
	79205		,,1,1	DRIVE ASSEMBLY, CLUTCH - ARMATURE
7	23-33369		1,1,1,1	BUSHING, GEAR END - CLUTCH DRIVE (1 9/16")
8	24-33368		1,1,1,1	SPRING, CLUTCH DRIVE
9	N.S.S.		1,1,1,1	COLLAR, CLUTCH DRIVE (DELCO REMY #1904443)
10	33367		1,1,1,1	LOCKWIRE, COLLARD AND SPRING RETAINING
11	79396		1,1,,	PLATE, BEARING
	N.S.S.		,,1,1	PLATE, BEARING (DELCO REMY #1956939)
12	23-71694		1,1,1,1	BUSHING, BEARING PLATE
13	12-68614		1,1,1,1	WASHER, BEARING PLATE
14	10-75659		2,2,,	SCREW, BEARING PLATE
	10-79209		,,2,2	SCREW, BEARING PLATE ATTACHING
15	13-26996		2,2,2,2	LOCKWASHER, BEARING PLATE SCREW
16	75665		,,1,	ARMATURE
	68606		1,,	ARMATURE
	68607		,1,,	ARMATURE
	71693		,,,1	ARMATURE
17	N.S.S.		4,4,4,	SHOE, POLE - FIELD COIL (DELCO REMY #810601)
	N.S.S.		,,,4	SHOE, POLE _ FIELD SOIL (DELCO REMY #1931129)
18	N.S.S.		4,4,4,4	SCREW, POLE SHOE TO FIELD COIL (DELCO REMY #1968396)
19	33293		,,,4	INSULATION, FIELD COIL
20	25-68619		1,1,1,	GROMMET, FIELD COIL - FIELD FRAME
	25-79208		,,1,1	GROMMET, FIELD COIL - FIELD FRAME
21	75664		,1,1,	FIELD COIL ASSEMBLY
	48272		1,,	FIELD COIL ASSMELBY
	79212		,,,1	FIELD COIL ASSEMBLY
23	12-33258		,,1,1	WASHER, LEATHER - COMMUTATOR END FRAME
24	33295		1,1,,	FRAME, COMMUTATOR END - LOWER

CONTINUED ON NEXT PAGE ➡

STARTER MOTOR ASSEMBLY, COMPLETE (B-50-76965A1)

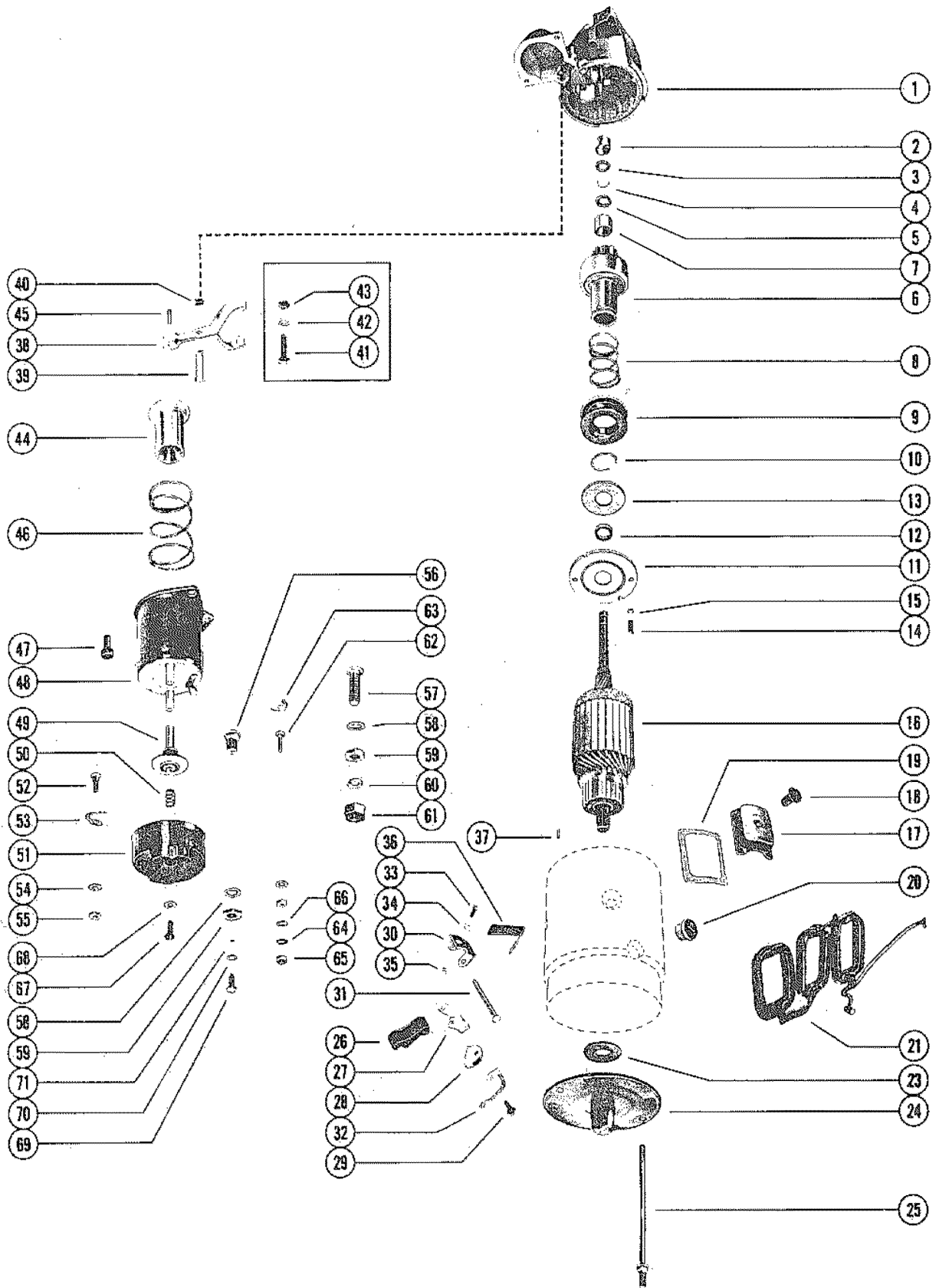


STARTER MOTOR ASSEMBLY, COMPLETE (B-50-76965A1)

REF. NO.	PART NO.	SYM.	QTY.	DESCRIPTION
24	79211		„1,1	FRAME, COMMUTATOR END - LOWER
25	10-33296		„1,1	BOLT, THRU - COMMUTATOR END TO DRIVE END HOUSING
	10-33286		„1,1	BOLT, THRU - COMMUTATOR END TO DRIVE END HOUSING
26	33284		2,2,2,2	HOLDER, INSULATED - FIELD FRAME BRUSH
27	33283		2,2,2,2	HOLDER, FIELD FRAME BRUSH GROUND
28	33270		4,4,4,4	BRUSH, FIELD FRAME
29	10-52904		2,2,2,2	SCREW, BRUSH LEAD TO FIELD FRAME BRUSH (8-18 X 5/8")
	10-60685		2,2,2,2	SCREW, BRUSH LEAD TO FIELD FRAME BRUSH
30	33294		2,2,2,2	SUPPORT PACKAGE, GROUND AND INSULATED HOLDERS
31	17-33280		2,2,2,2	PIN, GROUND AND INSULATED HOLDER TO SUPPORT
32	60686		2,2,2,2	LEAD, FIELD FRAME BRUSH
33	N.S.S.		4,4,4,4	SCREW, SUPPORT TO FIELD FRAME (DELCO REMY #274738)
34	13-26996		4,4,4,4	LOCKWASHER, SUPPORT SCREW
35	11-30968		4,4,4,4	NUT, SUPPORT SCREW
36	24-33285		4,4,4,4	SPRING, FIELD FRAME BRUSH
37	17-33257		1,1,1,1	PIN, DOWEL - FIELD FRAME TO DRIVE END HOUSING
-	50-76965A3		1,,,	STARTER MOTOR ASSEMBLY, COMPLETE (DELCO REMY #1109485)
-	50-79604A3		,1,,	STARTER MOTOR ASSEMBLY, COMPLETE (DELCO REMY #1109484)
-	50-79822A2		„1,	STARTER MOTOR ASSEMBLY, COMPLETE (DELCO REMY #1109488)
-	50-79821A2		,,,1	STARTER MOTOR ASSEMBLY, COMPLETE (DELCO REMY #1109490)
38	71698		,,,1	LEVER, SHIFT
39	33310		,,,1	SHAFT, SHIFT LEVER TO DRIVE END HOUSING
40	53-33354		1,,1,1	RING, RETAINING - SHIFT LEVER SHAFT
38	33297		1,1,1,1	LEVER, SHIFT
41	N.S.S.		1,1,1,1	STUD, SHIFT LEVER TO DRIVE END HOUSING
42	12-68615		1,1,1,1	WASHER, SHIFT LEVER STUD
43	11-26484		1,1,1,1	NUT, SHIFT LEVER STUD
44	33317		1,1,1,1	PLUNGER, SHIFT LEVER - SOLENOID SWITCH
45	17-79207		1,1,1,1	PIN, PLUNGER TO SHIFT LEVER
46	24-46889		1,1,1,1	SPRING, PLUNGER RETURN - SOLENOID SWITCH
47	10-28713		2,2,,	SCREW, SOLENOID SWITCH TO DRIVE END HOUSING
	10-24963		„2,2	SCREW, SOLENOID SWITCH TO DRIVE END HOUSING
48	33261		1,1,1,	SOLENOID SWITCH ASSEMBLY
	89902		,,,1	SOLENOID SWITCH ASSEMBLY
49	33316		1,1,1,	CONTRACT AND PUSH ROD ASSEMBLY
50	24-33265		1,1,1,	SPRING, CONTRACT AND PUSH ROD TENSION
51	45537		1,1,1,	COVER, SOLENOID SWITCH

CONTINUED ON NEXT PAGE ➡

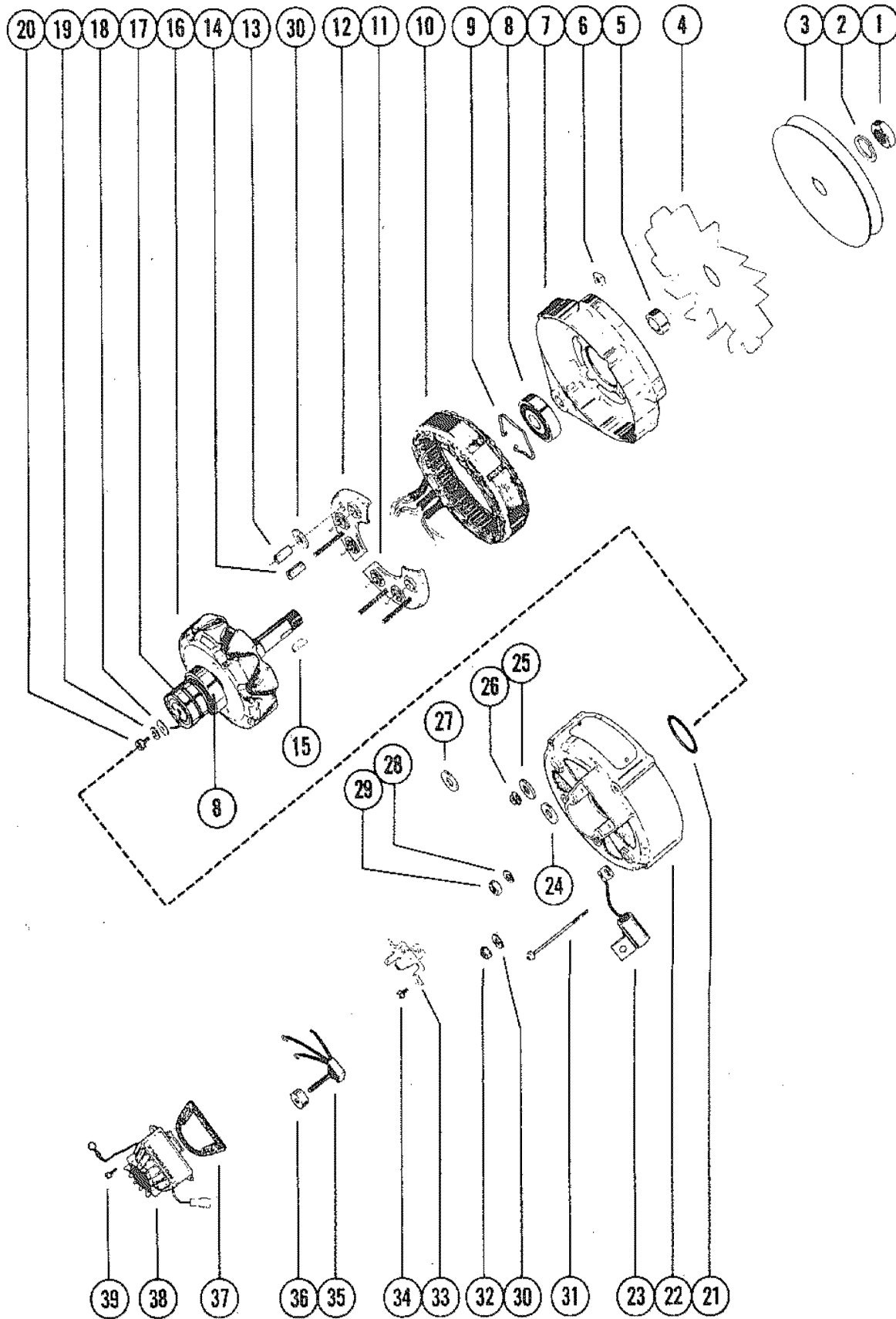
STARTER MOTOR ASSEMBLY, COMPLETE (B-50-76965A1)



STARTER MOTOR ASSEMBLY, COMPLETE (B-50-76965A1)

REF. NO.	PART NO.	SYM.	QTY.	DESCRIPTION
52	16-33304		1,1,1,	STUD, RESISTOR TERMINAL (10-32)
53	33305		1,1,1,	CONTRACT, RESISTOR TERMINAL STUD
54	13-26996		1,1,1,	LOCKWASHER, RESISTOR TERMINAL STUD (#10)
55	11-68219		1,1,1,	NUT, RESISTOR TERMINAL STUD (10-32)
56	16-33299		1,1,1,	STUD, MOTOR TERMINAL (3/8-16)
57	16-45537		1,1,1,	STUD, BATTERY TERMINAL (3/8-16)
58	12-33289		2,2,2,	WASHER, BATTERY AND MOTOR TERMINAL STUD (3/8")
59	11-32219		2,2,2,	NUT, BATTERY AND MOTOR TERMINAL STUD (3/8-16)
60	13-37459		1,1,1,	LOCKWASHER, BATTERY TERMINAL STUD (3/8")
61	11-32219		1,1,1,	NUT, BATTERY TERMINAL STUD (3/8-16)
62	16-33262		1,1,1,	STUD, SWITCH TERMINAL (8-32)
63	54-33307		1,1,1,	CLIP, SWITCH TERMINAL STUD
64	12-33279		2,2,2,	WASHER, PLATIC - SWITCH TERMINAL STUD (#8)
65	11-21923		2,2,2,	NUT, SWITCH TERMINAL STUD (8-32)
66	13-26995		1,1,1,	LOCKWASHER, SWITCH TERMINAL STUD (#8)
67	10-32248		2,2,2,	SCREW, COVER TO SOLENOID SWITCH (7/16")
68	12-33279		2,2,2,	WASHER, PLATIC - COVER SCREW
69	10-48266		1,1,1,	SCREW, FIELD COIL LEAD TO SOLENOID SWITCH (7/16")
	10-45546		1,1,1,	SCREW, FIELD COIL LEAD TO SOLENOID SWITCH (1")
70	13-26995		1,1,1,	LOCKWASHER, FIELD COIL LEAD SCREW
71	N.S.S.		1,1,1,	CONNECTOR, FIELD COIL LEAD SCREW (DELCO REMY #1963519)

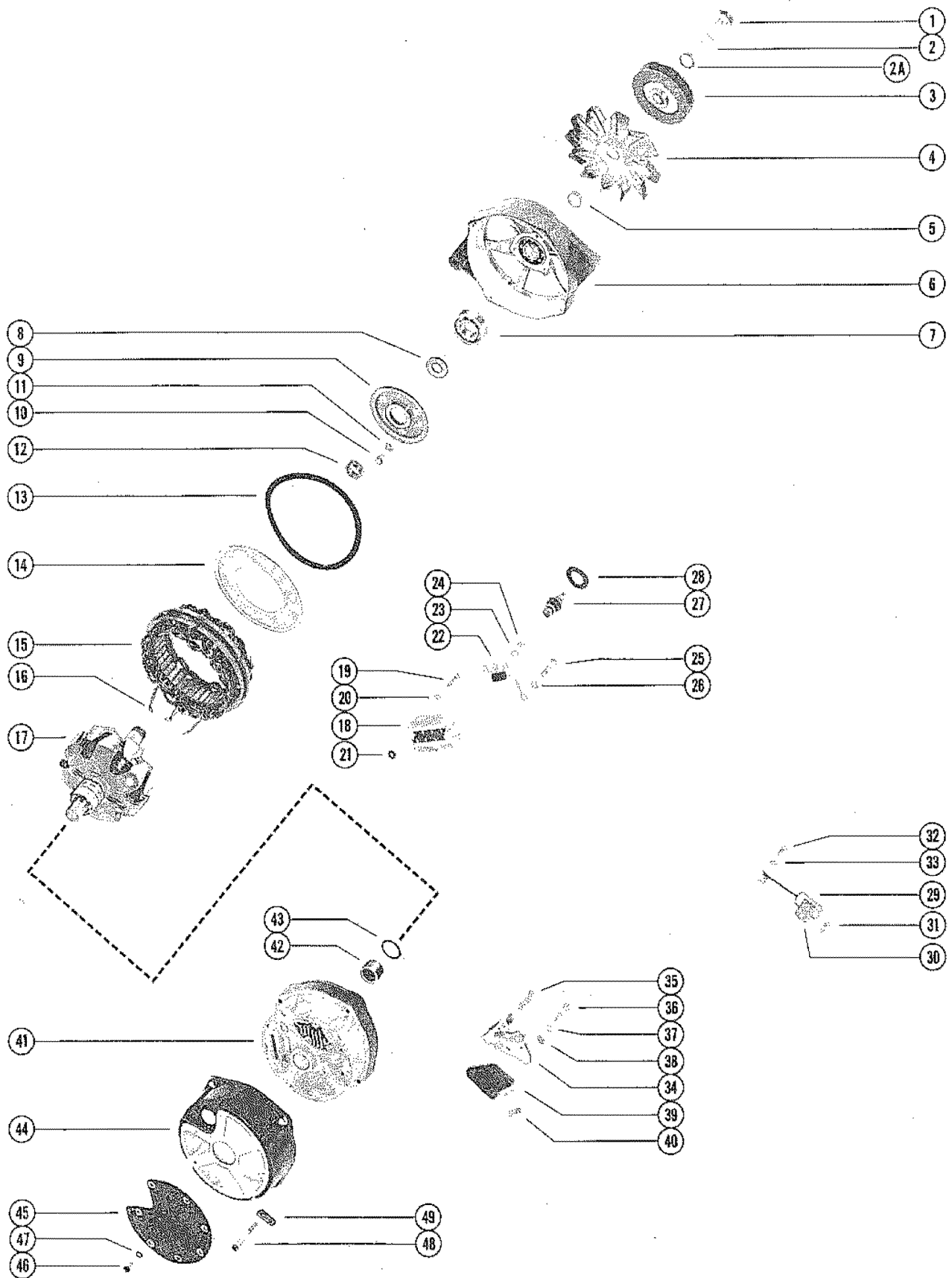
ALTERNATOR ASSEMBLY, COMPLETE (MOTOROLA)



ALTERNATOR ASSEMBLY, COMPLETE (MOTOROLA)

REF. NO.	PART NO.	SYM.	QTY.	DESCRIPTION
-	78403A1		1	ALTERNATOR ASSEMBLY, COMPLETE (MOTOROLA)
1	390-7027		1	NUT, FAN AND PULLEY TO ROTOR
2	390-7033		1	LOCKWASHER, FAN AND PULLEY NUT
3	390-7017		1	PULLEY, DRIVE END FRAME
4	390-7004		1	FAN, DRIVE END FRAME
5	390-7012		1	SPACER, FAN TO DRIVE END FRAME
6	390-7028		4	NUT, THRU BOLT ATTACHING
7	390-7000		1	COVER ASSEMBLY, FRONT
8	390-7005		2	BALL BEARING, DRIVE END FRAME AND ROTOR SHAFT
9	390-7006		1	RETAINER, DRIVE END BALL BEARING
10	390-7002		1	STATOR ASSEMBLY
11	390-7009		1	DIODE RECTIFIED, NEGATIVE
12	390-7010		1	HEAT SINK, POSITIVE
13	390-7020		1	SLEEVE, INSULATOR
14	390-7018		1	SLEEVE, INSULATOR
15	390-7034		1	KEY, ROTOR ASSEMBLY SHAFT
16	390-7001		1	ROTOR ASSEMBLY
17	390-7014		1	SLIP RING
18	390-7206		1	WASHER, ROTOR ASSEMBLY SCREW
19	390-7207		1	LOCKWASHER, ROTOR ASSEMBLY SCREW
20	390-7029		1	SCREW, ROTOR ASSEMBLY SHAFT (5/8")
21	390-7007		1	RETAINER, ROTOR SHAFT BEARING
22	390-7003		1	COVER ASSEMBLY, REAR
23	390-7035		1	CONDENSOR
24	390-7023		1	WASHER, REGULATOR TERMINAL STUD
25	390-7024		1	WASHER, CONDENSOR TERMINAL STUD
26	390-7025		1	NUT, TERMINAL STUD
27	390-7208		1	WASHER, TERMINAL STUD
28	390-7032		2	LOCKWASHER, TERMINAL STUD
29	390-7026		1	NUT, TERMINAL ATTACHING
30	390-7022		1	WASHER, CONDENSOR TERMINAL STUD
31	390-7016		4	BOLT, THRU (3")
32	390-7021		1	NUT, CONDENSOR TERMINAL ATTACHING
33	390-7011		1	BRUSH HOLDER ASSEMBLY
34	390-7030		2	SCREW, BRUSH HOLDER ATTACHING (1/2")
35	390-7008		1	DIODE TRIO
36	390-7019		1	SPACER, DIODE TRIO
37	390-7013		1	GASKET, VOLTAGE REGULATOR TO ALTERNATOR
38	390-7036		1	VOLTAGE REGULATOR
39	390-7015		4	SCREW, COLTAGE REGULATOR ATTACHING

ALTERNATOR ASSEMBLY, COMPLETE

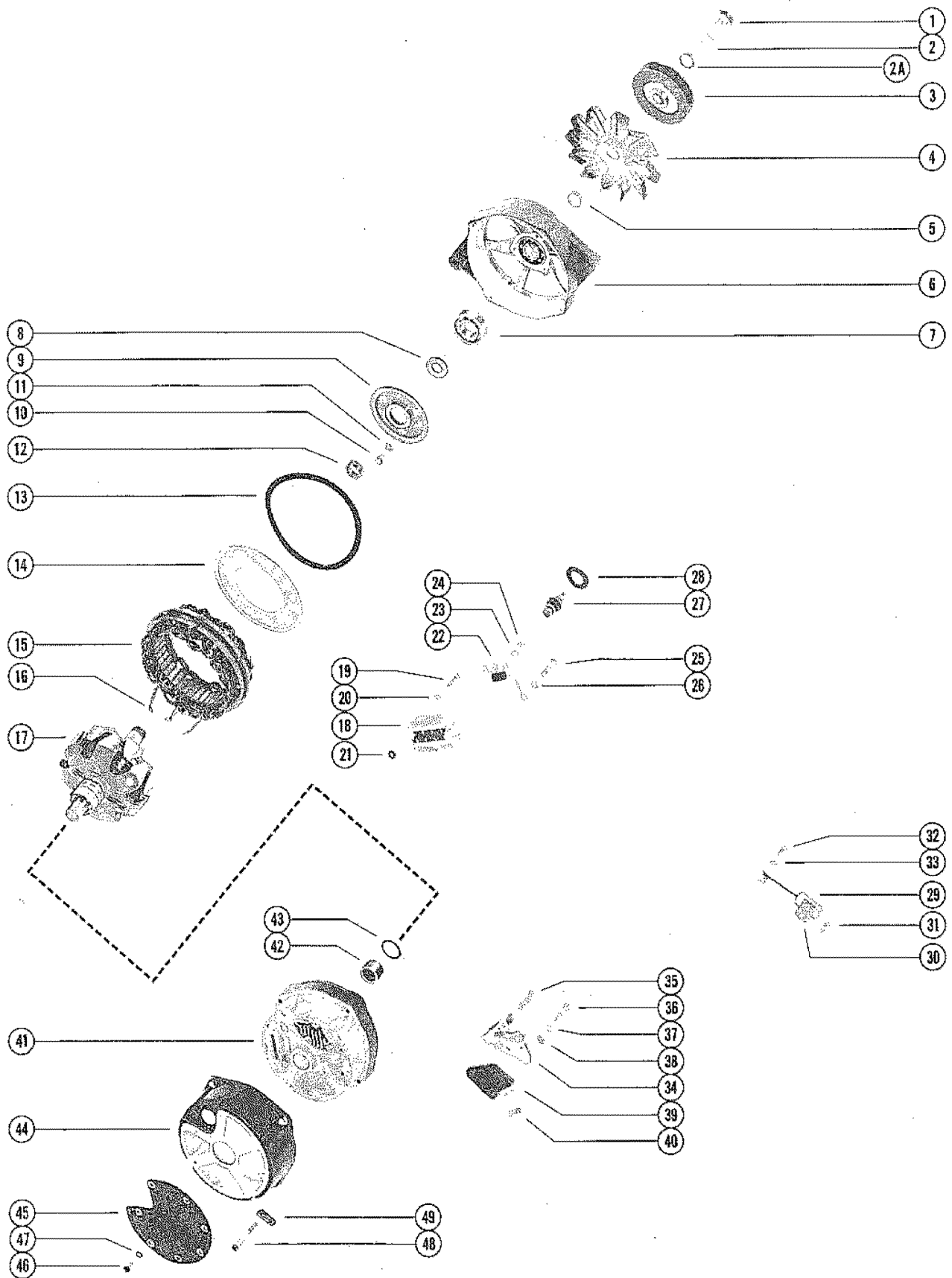


ALTERNATOR ASSEMBLY, COMPLETE

REF. NO.	PART NO.	SYM.	QTY.	DESCRIPTION
-	N.S.S.		1,	ALTERNATOR ASSEMBLY, COMPLETE (DELCO REMY #1102939)
-	N.S.S.		,1	ALTERNATOR ASSEMBLY, COMPLETE (DELCO REMY #1103113)
1	11-33272		1,1	NUT, FAN AND PULLEY TO ROTOR
2	13-33309		1,1	LOCKWASHER, FAN AND PULLEY NUT
2A	90667		,1	COLLAR, SHAFT - BETWEEN FAN AND PULLEY
3	38766		1,	PULLEY, DRIVE END FRAME
	90669		,1	PULLEY, DRIVE END FRAME
4	33336		1,1	PAN, DRIVE END FRAME
5	N.S.S.		1,1	COLLAR, DRIVE END FRAME - OUTER (DELCO REMY #1959991)
6	56954		,1	FRAME, DRIVE END
	71704		1,	FRAME, DRIVE END
7	30-56955		1,	BALL BEARING, DRIVE END FRAME
	30-90665		,1	BALL BEARING, DRIVE END FRAME
8	12-56958		1,	WASHER, GREASE SLINGER - DRIVE END FRAME
9	56956		1,1	PLATE, BALL BEARING RETAINER
10	10-27304		3,	SCREW, RETAINER PLATE TO DRIVE END FRAME
	10-38028		,3	SCREW, RETAINER PLATE TO DRIVE END FRAME
11	10-35208		3,	LOCKWASHER, RETAINER PLATE SCREW
12	N.S.S.		1,	COLLAR, DRIVE END FRAME - INNER (DELCO REMY #1963139)
14	60694		1,	SCREEN, DRIVE END FRAME
	90668		,1	SCREEN, DRIVE END FRAME
15	56935		1,1	STATOR ASSEMBLY
16	54-33329		3,	CLIP, TERMINAL - STATOR LEADS
17	56934		1,1	ROTOR
18	56939		1,1	RECTIFIER BRIDGE
19	10-71702		1,1	SCREW, RECTIFIER BRIDGE ATTACHING
20	13-34383		1,	LOCKERWASHER, RECTIFIER BRIDGE ATTACHING SCREW
22	56938		1,1	DIODE TRIO
23	13-34383		3,	LOCKWASHER, DIODE TRIO TO RECTIFIER BRIDGE TERMINAL
24	11-21923		3,3	NUT, DIODE TRIO TO RECTIFIER BRIDGE TERMINAL
25	10-71703		1,1	SCREW, BRUSH HOLDER ATTACHING - GROUND
26	13-34383		1,	LOCKWASHER, GROUND BRUSH HOLDER SCREW
27	60692		1,1	TERMINAL PACAGE, BATTERY
28	12-56947		1,1	WASHER, SPONGE NEOPRENE - BATTERY TERMINAL (1-1/4" O.D.)
29	58296		1,1	CONDENSER
30	393-2730		1,1	BRACKET, CONDENSER
31	10-60693		1,1	SCREW, CONDENSER ATTACHING
32	10-60693		1,1	SCREW, CONDENSER LEAD TERMINAL ATTACHING
34	56942		1,1	HOLDER AND BRUSH ASSEMBLY

CONTINUED ON NEXT PAGE ➡

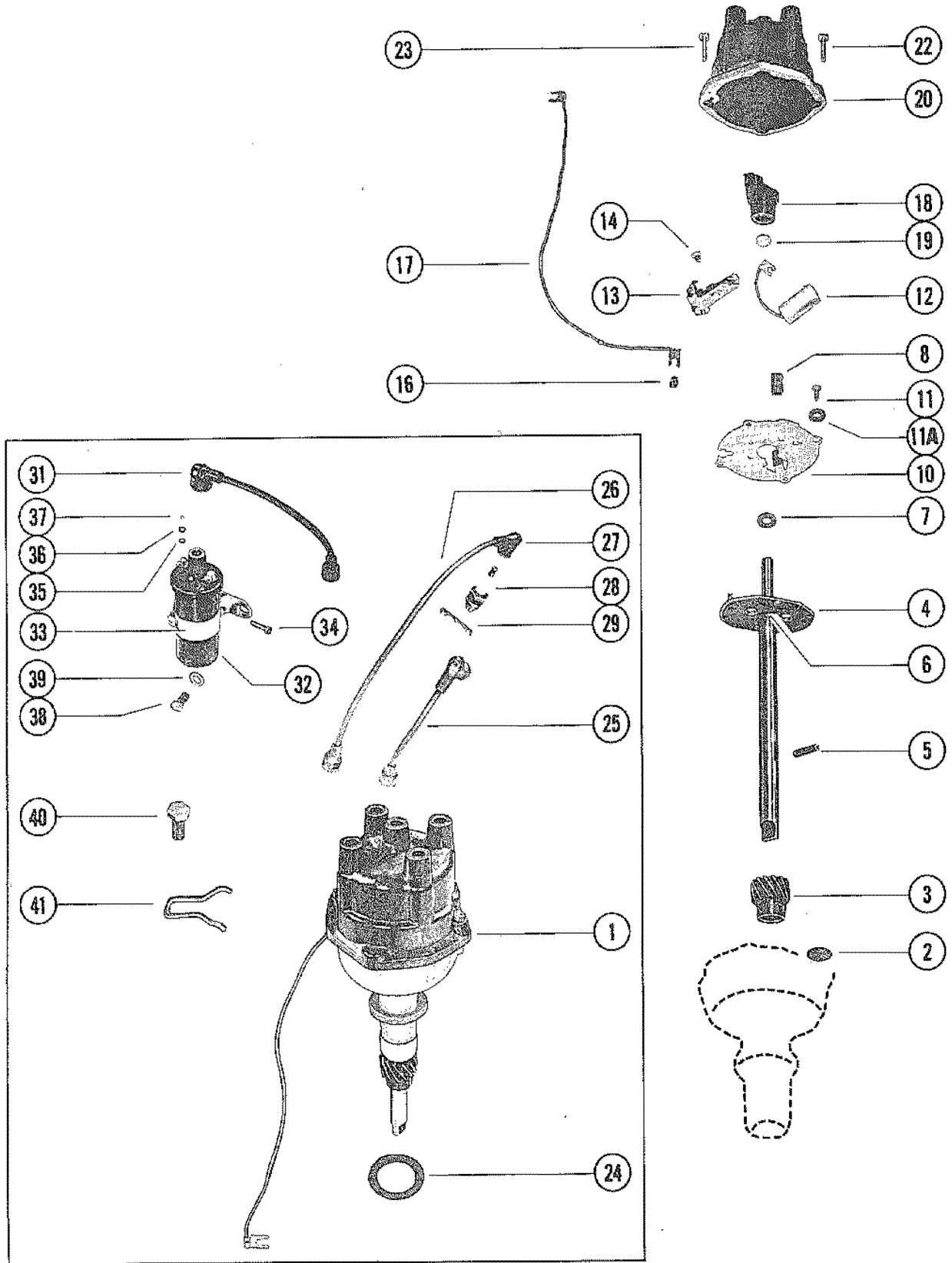
ALTERNATOR ASSEMBLY, COMPLETE



ALTERNATOR ASSEMBLY, COMPLETE

REF. NO.	PART NO.	SYM.	QTY.	DESCRIPTION
35	24-56943		2,2	SPRING, TENSION - BRUSHES
36	10-60691		2,2	SCREW, BRUSH HOLDER ATTACHING - INSULATED
39	78385		1,1	VOLTAGE REGULATOR, TRANSISTOR
40	54-56933		1,	CLIP, SHORTING - VOLTAGE REGULATOR
41	60689		1,1	FRAME ASSEMBLY, SLIP RING END
42	31-60690		1,1	ROLLER BEARING, SLIP RING END FRAME
44	78387		1,	COVER ASSEMBLY, SLIP RING END
	90670		,1	COVER ASSEMBLY, SLIP RING END
45	35-60696		1,	SCREEN, COVER
46	10-56963		7,	SCREW, SCREEN TO COVER
47	13-35208		7,	LOCKWASHER, CREEN SCREW
48	10-33322		4,4	BOLT, THRU - SLIP RING END FRAME TO DRIVE END FRAME
49	54-56953		1,1	CLIP, GROUND - THRU BOLT
-	78386		1,1	BOOT, VOLTAGE REGULATOR TERMINALS
-	78388		1,	CONNECTOR
-	90671		,1	CONNECTOR
-	78389		1,	BRACKET, CONNECTOR ATTACHING
-	11-71701		2,	NUT, BRACKET ATTACHING

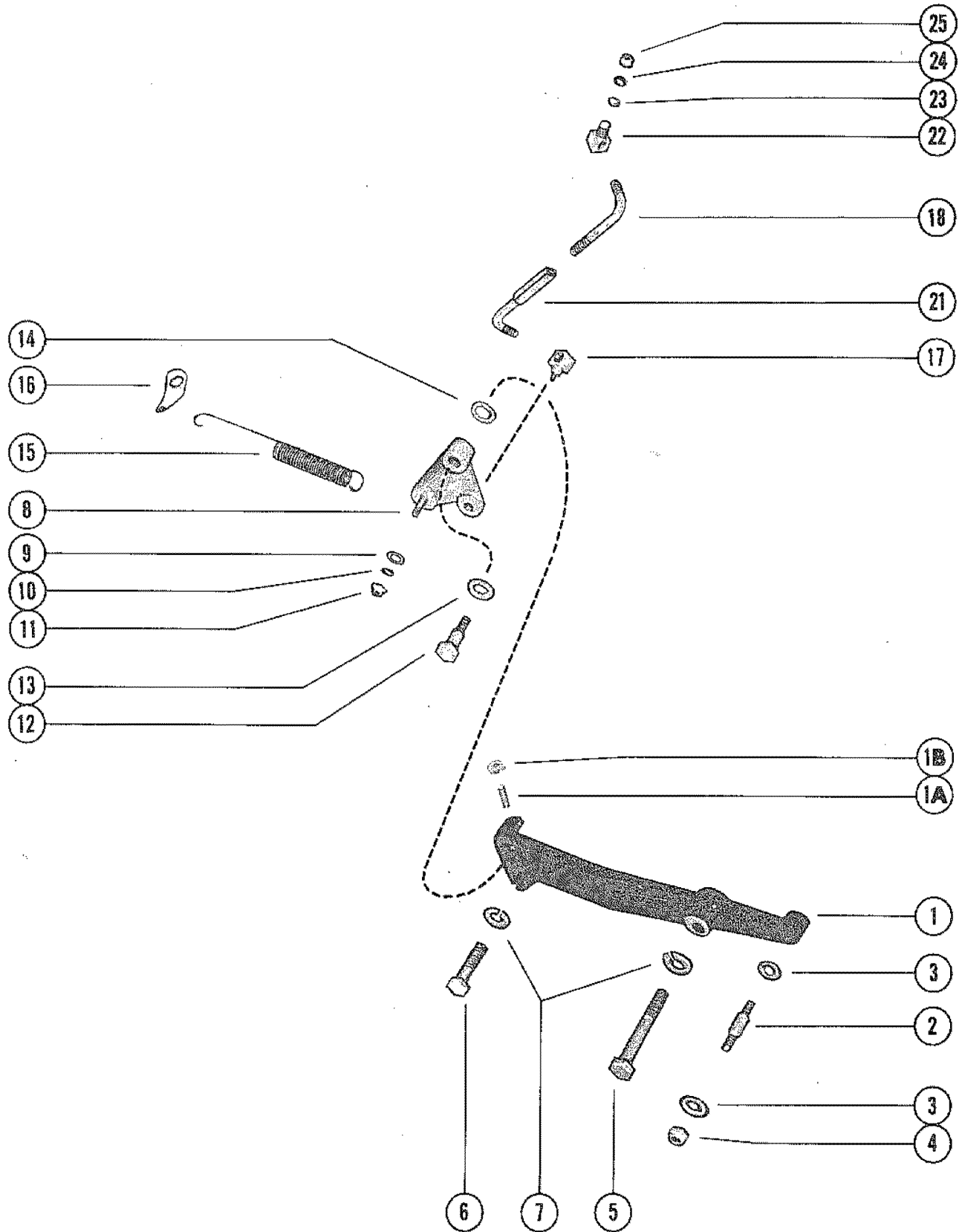
DISTRIBUTOR ASSEMBLY AND COIL



DISTRIBUTOR ASSEMBLY AND COIL

REF. NO.	PART NO.	SYM.	QTY.	DESCRIPTION
1	87581		1	DISTRIBUTOR ASSEMBLY, COMPLETE
2	62426		2	SCREEN, VENT - DISTRIBUTOR HOUSING
3	43-33664		1	GEAR, DRIVE - MAIN SHAFT
4	87597		1	MAIN SHAFT AND WEIGHT PLATE
5	17-33649		1	PIN, DRIVE GEAR TO MAIN SHAFT
6	12-58220		1	WASHER, CAM AND SHAFT
7	26-72653		1	SEAL, HOUSING
8	33653		1	FELT, BREAKER CAM LUBRICATOR
-	72654		1	RETAINER, BREAKER CAM LUBRICATOR FELT
10	33665		1	PLATE, MOUNTING - BREAKER ASSEMBLY AND CONDENSER
11	10-33648		2	SCREW, MOUNTING PLATE TO PRIMARY HOUSING
11A	12-62425		2	WASHER, BREAKER PLATE SUPPORT SCREW
12	33662		1	CONDENSER
-	48024		1	BRACKET, CONDENSER MOUNTING
-	10-48021		1	SCREW, CONDENSER BRACKET ATTACHING
13	34235		1	BREAKER ASSEMBLY, DISTRIBUTOR
14	10-33650		1	SCREW, BREAKER ASSEMBLY TO MOUNTING PLATE
16	25-33666		1	GROMMET, MOUNTING PLATE - PRIMARY WIRE
17	33658		1	LEAD, PRIMARY
18	58217		1	ROTOR, DISTRIBUTOR
19	12-36275		1	WASHER, ROTOR
20	33667		1	CAP, DISTRIBUTOR
22	10-33660		1	SCREW, DISTRIBUTOR CAP TO PRIMARY HOUSING (8-32)
23	10-33663		1	SCREW, DISTRIBUTOR CAP TO PRIMARY HOUSING (10-32)
24	27-34486		1	GASKET, DISTRIBUTOR
25	84-92151A36		4	LEAD ASSEMBLY, HIGH TENSION - DISTRIBUTOR
27	85-63709A1		4	PROTECTOR, HIGH TENSION LEAD
-	60096		4	SLEEVE, TERMINAL END COVER
28	33-59571		4	SPARK PLUG (AC#R43T)
29	32782		1	RETAINER, HIGH TENSION LEADS
31	84-67203		1	WIRE, DISTRIBUTOR TO COIL (12")
32	32193		1	COIL, IGNITION
33	65970		1	BRACKET, IGNITION COIL MOUNTING
34	10-66652		1	SCREW, MOUNTING BRACKET TO COIL
35	12-30164		2	WASHER, IGNITION COIL TERMINAL
36	13-26996		2	LOCKWASHER, IGNITION COIL TERMINAL
37	11-68219		2	NUT, IGNITION COIL TERMINAL
38	10-27165		1	SCREW, IGNITION COIL TO CYLINDER BLOCK
39	12-20553		1	WASHER, IGNITION COIL SCREW
40	10-35169		1	SCREW, DISTRIBUTOR TO CYLINDER BLOCK
41	72624		1	CLAMP UNIT, DISTRIBUTOR

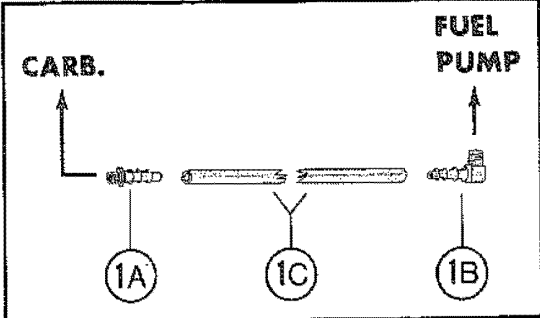
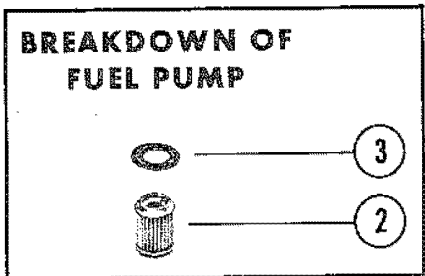
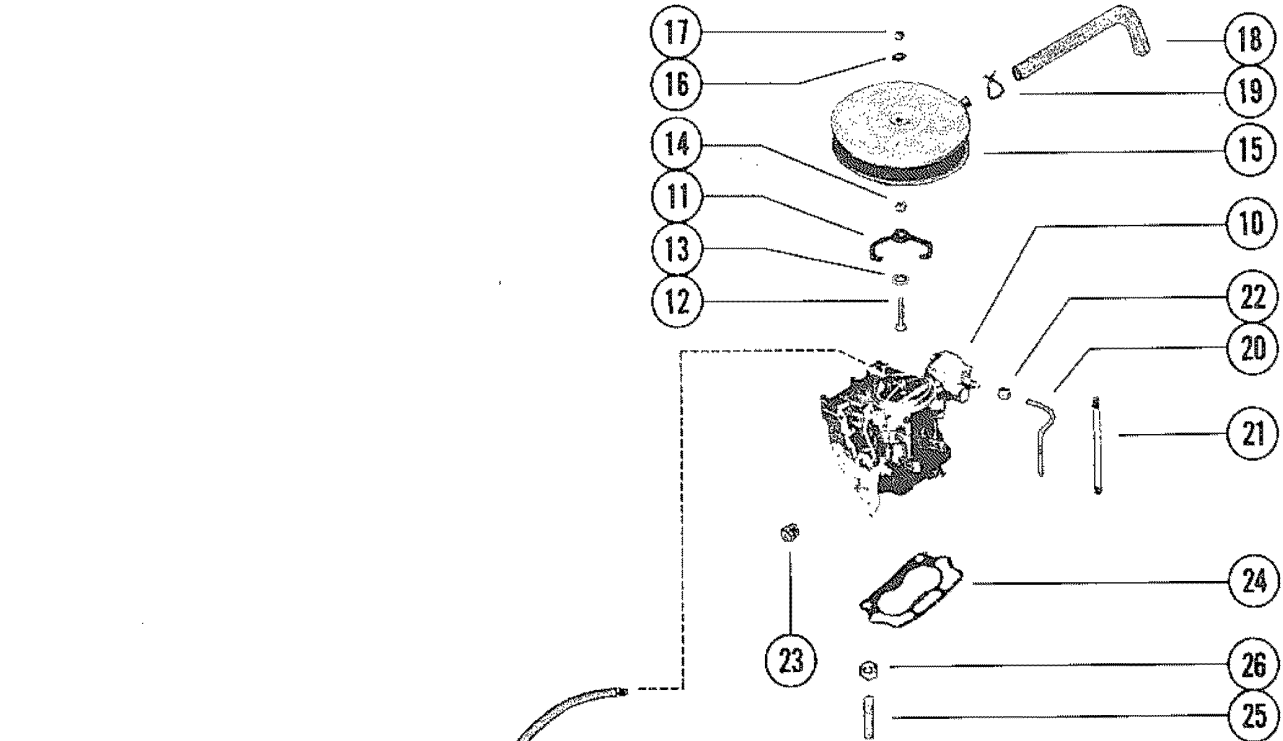
THROTTLE LINKAGE



THROTTLE LINKAGE

REF. NO.	PART NO.	SYM.	QTY.	DESCRIPTION
1	70127		1	BRACKET, MOUNTING - THROTTLE LINKAGE
1A	10-64969		1	SCREW, THROTTLE STOP
1B	11-33122		1	NUT, THROTTLE STOP SCREW
2	16-38525		1	STUD, ANCHOR - THROTTLE CABLE TO MOUNTING BRACKET
3	12-24664		2	WASHER, THROTTLE CABLE ANCHOR STUD
4	11-20586		1	NUT, THROTTLE CABLE ANCHOR STUD
5	10-25038		1	BOLT, MOUNTING BRACKET TO EXHAUST MANIFOLD (7/8")
6	10-20362		1	BOLT, MOUNTING BRACKET TO EXHAUST MANIFOLD (1 1/2")
7	13-39107		2	LOCKWASHER, MOUNTING BRACKET BOLT
8	78890		1	LEVER, THROTTLE - MOUNTING BRACKET
9	12-35950		1	WASHER, THROTTLE LEVER STUD (7/16" O.D.)
10	12-30164		1	WASHER, THROTTLE LEVER STUD (3/8" O.D.)
11	11-20110		1	NUT, THROTTLE LEVER STUD
12	10-38507		1	SCREW, STEP - THROTTLE LEVER TO MOUNTING BRACKET
13	12-57792		1	WASHER, THROTTLE LEVER STEP SCREW (21/64" I.D.)
14	12-20553		1	WASHER, THROTTLE LEVER STEP SCREW (3/8" O.D.)
15	24-52082		1	SPRING, THROTTLE RETURN
16	52075		1	BRACKET, THROTTLE RETURN SPRING
17	27947		1	SWIVEL, LINK ROD TO THROTTLE LEVER
18	64804		1	LINK ROD, THROTTLE
21	63145A1		1	LINK ROD, CARBURETOR
22	38983		1	SWIVEL, LINK ROD TO CARBURETOR
23	12-35950		1	WASHER, LINK ROD TO CARBURETOR SWIVEL
24	12-30164		1	WASHER, LINK ROD TO CARBURETOR SWIVEL
25	11-20110		1	NUT, LINK ROD TO CARBURETOR SWIVEL

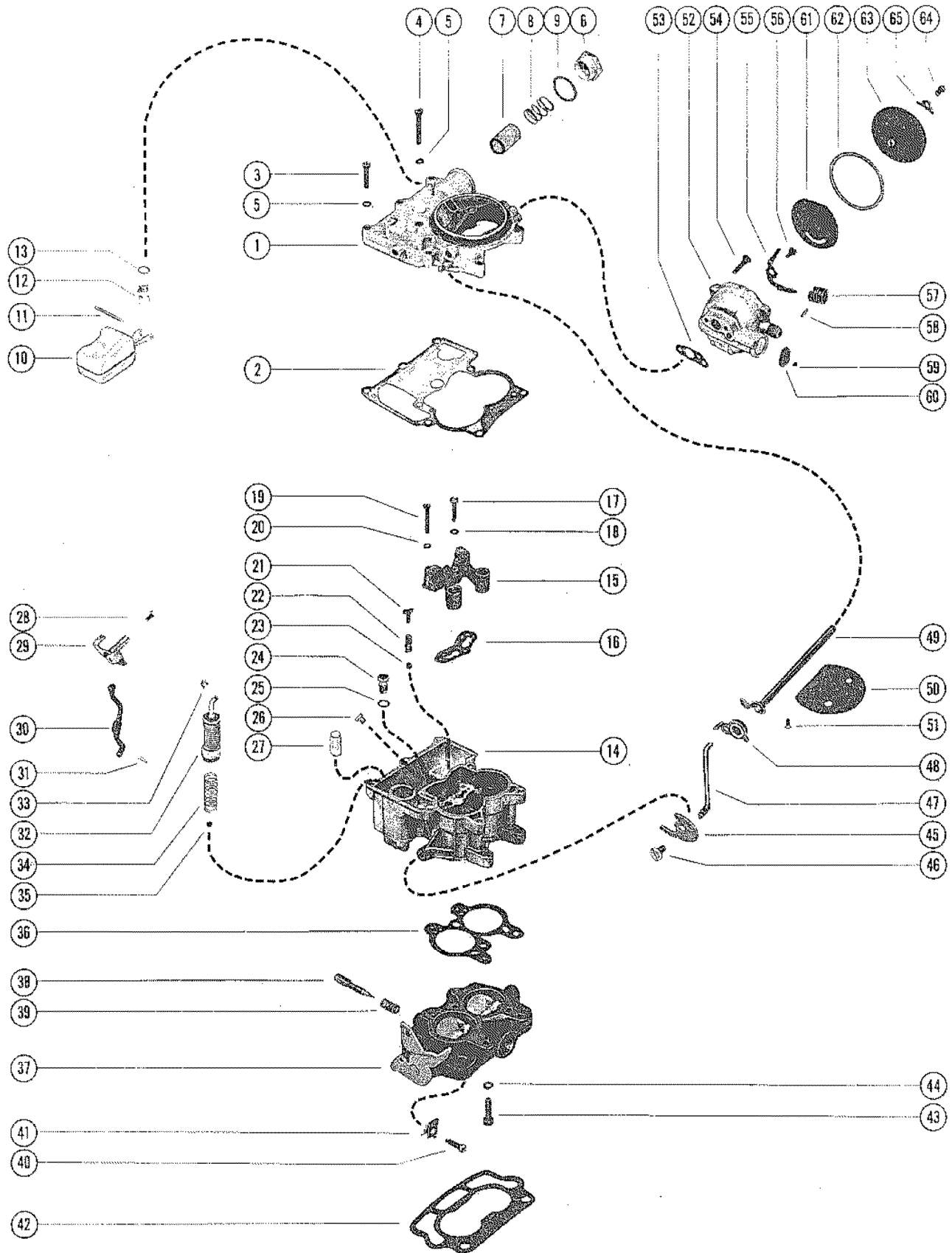
FUEL PUMP, FUEL FILTER AND CARBURETOR



FUEL PUMP, FUEL FILTER AND CARBURETOR

REF. NO.	PART NO.	SYM.	QTY.	DESCRIPTION
1	86234		1	FUEL PUMP ASSEMBLY
1A	22-73816		1	CONNECTOR, VENT TUBE TO CARBURETOR
1B	22-73817		1	CONNECTOR, VENT TUBE TO FUEL PUMP
1C	32-73815--2		1	TUBE, VENT
2	35-49088		1	FILTER, FUEL - FUEL PUMP
3	49089		1	DIAPHRAGM KIT, FUEL PUMP
4	27-34213		1	GASKET, FUEL PUMP
5	10-45488		2	SCREW, FUEL PUMP TO CYLINDER BLOCK (3/4")
6	22-70584		1	FITTING, STEEL FUEL LINE
7	54-65653		1	CLIP, FUEL LINE TO ROCKER COVER
8	10-32079		1	SCREW, CLIP TO ROCKER COVER
9	32-69145		1	FUEL LINE, FUEL PUMP TO CARBURETOR - STEEL
10	1351-7355A1		1	CARBURETOR ASSEMBLY
11	52734		1	BAIL, FLAME ARRESTOR TO CARBURETOR
12	10-65027		1	SCREW, FLAME ARRESTOR TO CARBURETOR BAIL (1")
13	12-29245		1	WASHER, FLAME ARRESTOR SCREW
14	11-28941		1	NUT, FLAME ARRESTOR SCREW
15	86270		1	FLAME ARRESTOR
16	12-86400		1	WASHER, FLAME ASRRESTOR MOUNTING STUD
17	11-20586		1	NUT, FLAME ARRESTOR MOUNTING STUD (TOP)
18	32-62060		1	HOSE, VENT - ROCKER COVER
19	54-64648		1	CLAMP, HOUSE ATTACHING
20	32-53371		1	PIPE, CHOKE - CARBURETOR
21	53404		1	COVERING, CHOKE PIPE
22	22-70583		1	NUT, CHOCK PIPE TO CARBURETOR
23	22-32802		1	PLUG, PIPE - CARBURETOR
24	27-64692		1	GASKET, CARBURETOR TO EXHAUST MANIFOLD
25	16-70236		4	STUD, CARBURETOR MOUNTING - EXHAUST MANIFOLD (1 9/16")
26	11-29250		4	NUT, CARBURETOR MOUNTING STUD

CARBURETOR ASSEMBLY

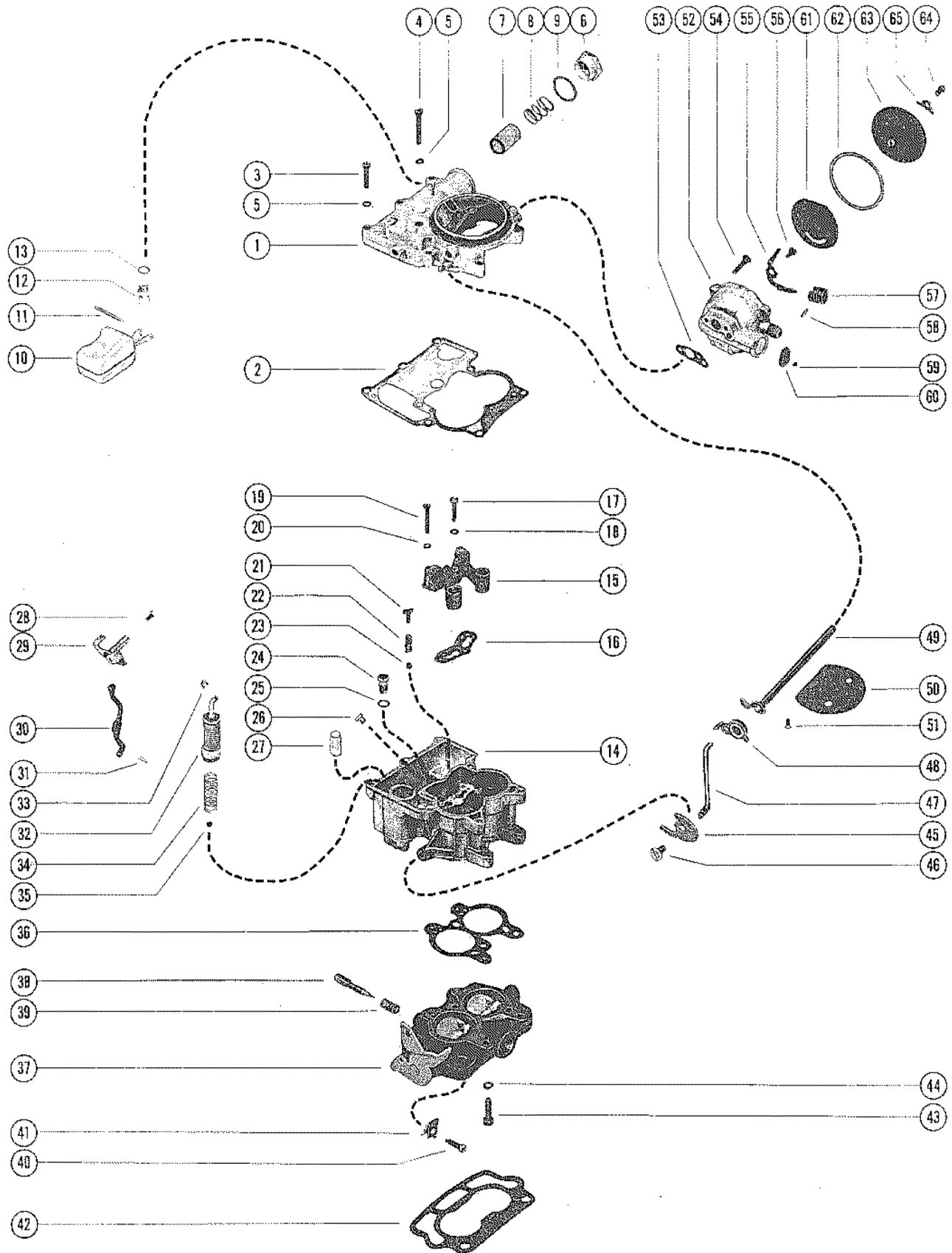


CARBURETOR ASSEMBLY

REF. NO.	PART NO.	SYM.	QTY.	DESCRIPTION
-	1351-7355A1		1	CARBURETOR ASSEMBLY, COMPLETE
1	N.S.S.		1	AIR HORN (ROCHESTER #7041370)
2			1	GASKET, AIR HORN
3	10-33043		7	SCREW, AIR HORN TO FLOAT BOWL (SHORT)
4	10-33048		1	SCREW, AIR HORN TO FLOAT BOWL (LONG)
5	13-26996		8	LOCKWASHER, AIR HORN SCREW
6	1397-3330		1	NUT, FUEL INLET
7	35-53336		1	FILTER, FUEL INLET
8	24-48143		1	SPRING, FUEL FILTER
9			1	GASKET< FUEL INLET NUT
10	1397-2060		1	FLOAT ASSEMBLY
11	N.S.S.		1	PIN, HINGE - FLOAT TO AIR HORN (ROCHESTER #7002081)
12			1	INLET NEEDLE AND SEAT ASSEMBLY
13			1	GASKET, INLET NEEDLE AND SEAT
14	1397-4258		1	FLOAT BOWL ASSEMBLY
15	N.S.S.		1	VENTURI CLUSTER ASSEMBLY, FLOAT BOWL (ROCHESTER #7031949)
16			1	GASKET, VENTURI CLUSTER
17	N.S.S.		1	SCREW, VENTURI CLUSTER TO FLOAT BOWL (CENTER)-- ROCHESTER #7
18			1	GASKET, VENTURI CLUSTER SCREW (CENTER)
19	N.S.S.		2	SCREW, VENTURI CLUSTER TO FLOAT BOWL (OUTER)-- ROCHESTER #70
20	13-26995		2	LOCKWASHER, VENTURI CLUSTER SCREW (OUTER)
21			1	GUIDE, PUMP DISCHARGE - FLOAT BOWL
22			1	SPRING, PUMP DISCHARGE - FLOAT BOWL
23			1	BALL, PUMP DISCHARGE - FLOAT BOWL
24			1	POWER VALVUE ASSEMBLY, FLOAT BOWL
25			1	GASKET, POWER VALVE
26	1397-2448		1	JET, FLOAT BOWL (STANDARD)
27			1	STRAINER, PUMP INLET
28	10-33047		1	SCREW, AIR HORN PUMP LEVER
29	N.S.S.		1	PUMP SHAFT AND LEVER ASSEMBLY, AIR HORN (ROCHESTER #7036764)
30	N.S.S.		1	ROD, PUMP (ROCHESTER #7036759)
31			1	CLIP, RETAINER - PUMP ROD
32			1	PUMP ASSEMBLY, FLOAT BOWL
33			1	CLIP, RETAINER - FLOAT BOWL PUMP
34			1	SPRING, PUMP RETURN - FLOAT BOWL
35			1	BALL, CHECK - PUMP INLET - FLOAT BOWL
36			1	GASKET, THROTTLE BODY
37	1397-2639		1	THROTTLE BODY ASSEMBLY
38			2	IDLE ADJUSTING NEEDLE, THROTTLE BODY
39	24-33050		2	SPRING, IDLE ADJUSTING NEEDLE

CONTINUED ON NEXT PAGE ➡

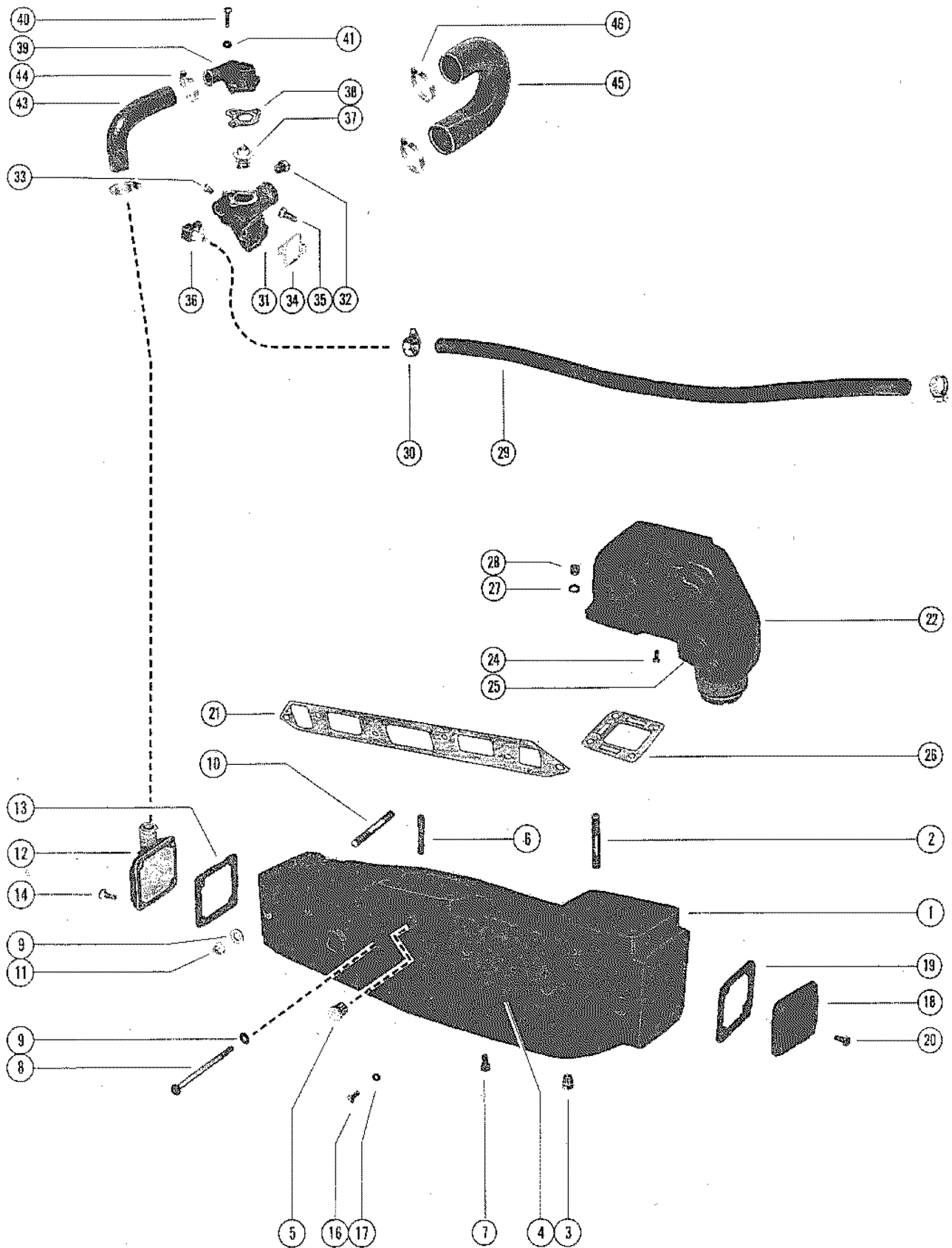
CARBURETOR ASSEMBLY



CARBURETOR ASSEMBLY

REF. NO.	PART NO.	SYM.	QTY.	DESCRIPTION
40	1397-2638		1	IDLE STOP SCREW, THROTTLE BODY
41	54-39108		1	CLIP, IDLE STOP SCREW
42			1	GASKET, CARBURETOR FLANGE
43	10-33052		3	SCREW, THROTTLE BODY TO FLOAT BOWL
44	13-21547		3	LOCKWASHER, THROTTLE BODY SCREW
45	1397-2071		1	CAM, FAST IDLE - FLOAT BOWL
46	10-33042		1	SCREW, FAST IDLE CAM TO FLOAT BOWL
47	N.S.S.		1	ROD, CHOKE (ROCHESTER #7025667)
48	1397-4257		1	CHOKE LEVER AND COLLAR ASSEMBLY, CHOKE SHAFT
49	1397-2632		1	CHOKE SHAFT ASSEMBLY
50	1397-4358		1	VALVE, CHOKE - CHOKE SHAFT
51	10-33045		2	SCREW, CHOKE VALVE TO CHOKE SHAFT
52	1397-2630		1	CHOKE HOUSING ASSEMBLY
53			1	GASKET, CHOKE HOUSING
54	10-33053		2	SCREW, CHOKE HOUSING TO AIR HORN
55	N.S.S.		1	LEVER ASSEMBLY, CHOKE PISTON (ROCHESTER #7010051)
56	10-33056		1	SCREW, CHOKE PISTON LEVER TO CHOKE HOUSING
57	1397-2059		1	CHOKE PISTON, CHOKE HOUSING
58	17-33049		1	PIN, CHOKE PISTON TO CHOKE PISTON LEVER
59	1397-2050		1	PLUG, BALL - CHOKE HOUSING
60	19-33041		1	WELCH PLUG, CHOKE HOUSING
61	1397-2057		1	PLATE, BAFFLE - CHOKE HOUSING
62			1	GASKET, STAT COVER AND COIL
63	1397-2648		1	STAT COVER AND COIL ASSEMBLY
64	10-33047		3	SCREW, STAT COVER AND COIL TO CHOKE HOUSING
65	54-33036		3	RETAINER, STAT COVER AND COIL TO CHOKE HOUSING SCREW
-	1397-7543		1	OVERHAUL KIT
-	1397-2634		1	GASKET KIT
-	1397-2992		1	ALTITUDE KIT (5,000 FT.)
-	N.S.S.		1	ALTITUDE KIT (10,000 FT.) - ROCHESTER #7025962

EXHAUST MANIFOLD ASSEMBLY

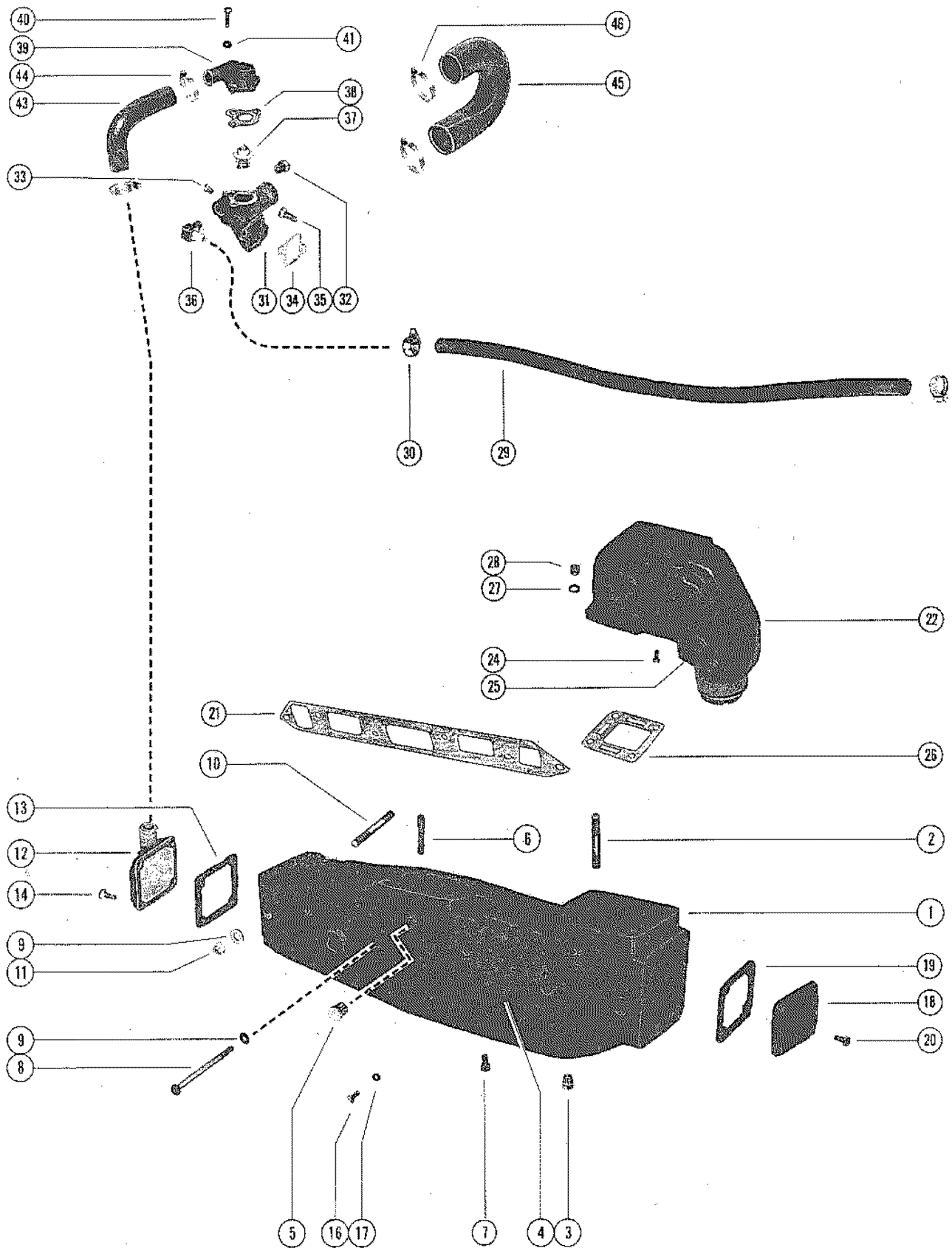


EXHAUST MANIFOLD ASSEMBLY

REF. NO.	PART NO.	SYM.	QTY.	DESCRIPTION
1	52390A1		1	EXHAUST MANIFOLD ASSEMBLY
2	16-46545		4	STUD, EXHAUST MANIFOLD TO EXHAUST ELBOW (1 3/4")
3	22-32802		1	PLUG, PIPE - EXHAUST MANIFOLD (1/8-27)
4	22-48118		1	PLUG, EXHAUST MANIFOLD
5	22-32561		1	PLUG, PIPE - EXHAUST MANIFOLD (1/4-18)
6	32-53370		1	TUBE, HEAD - EXHAUST MANIFOLD
7	10-33231		2	SCREW, PLUG - EXHAUST MANIFOLD (1/2")
8	10-52143		4	SCREW, EXHAUST MANIFOLD TO CYLINDER HEAD (4 3/4")
9	12-20553		6	WASHER, EXHAUST MANIFOLD SCREW
10	16-52093		2	STUD, EXHAUST MANIFOLD TO CYLINDER HEAD (5 1/4")
11	11-49838		2	NUT, EXHAUST MANIFOLD STUD
12	60252		1	END CAP/CONNECTOR, EXHAUST MANIFOLD (FRONT)
13	27-48043		1	GASKET, END CAP/CONNECTOR TO EXHAUST MANIFOLD
14	10-24234		4	SCREW, END CAP/CONNECTOR TO EXH. MANIFOLD (1")
16	10-29240		2	SCREW, WIRING HARNESS CLAMP FASTENING (5/8")
17	12-24676		3	WASHER, WIRING HARNESS CLAMP SCREW
18	73813A1		1	END CAP, EXHAUST MANIFOLD (REAR)
19	27-73814		1	GASKET, END CAP TO EXHAUST MANIFOLD
20	10-25299		4	SCREW, END CAP TO EXHAUST MANIFOLD (3/4")
21	27-53354		1	GASKET, EXHAUST MANIFOLD TO CYLINDER HEAD
22	76351A1		1	EXHAUST ELBOW ASSEMBLY
24	22-32802		1	PLUG, PIPE - EXHAUST ELBOW
25	22-33198A1		4	PLUG, EXHAUST ELBOW
26	27-52076		1	GASKET, EXHAUST ELBOW TO EXHAUST MANIFOLD
27	13-37459		4	LOCKWASHER, EXHAUST ELBOW TO EXHAUST MANIFOLD STUD
28	11-49838		4	NUT, EXHAUST ELBOW TO EXHAUST MANIFOLD STUD
29	32-47642		1	HOSE ASSEMBLY, INLET - DIST. BLOCK TO DRIVE UNIT (33 1/2")
30	54-32523		2	CLAMP, INLET HOSE TO WATER DIST. BLOCK TO DRIVE UNIT
31	47587A2		1	BLOCK ASSEMBLY, WATER DISTRIBUTION - CYLINDER HEAD
32	22-32803		1	PLUG, PIPE - WATER DISTRIBUTION BLOCK
33	22-32802		1	PLUG, PIPE - WATER DISTRIBUTION BLOCK
34	27-33680		1	GASKET, WATER DISTRIBUTION BLOCK
35	10-21077		2	SCREW, WATER DISTRIBUTION BLOCK TO CYLINDER HEAD (7/8")
36	22-53509		1	ELBOW, WATER DISTRIBUTION BLOCK
37	59078		1	THERMOSTAT
38	27-47590		1	GASKET, THERMOSTAT COVER
39	60372A1		1	COVER ASSEMBLY, THERMOSTAT - WATER DIST. BLOCK
40	10-60374		2	SCREW, THERMOSTAT COVER ATTACHING (1 3/4")

CONTINUED ON NEXT PAGE ➡

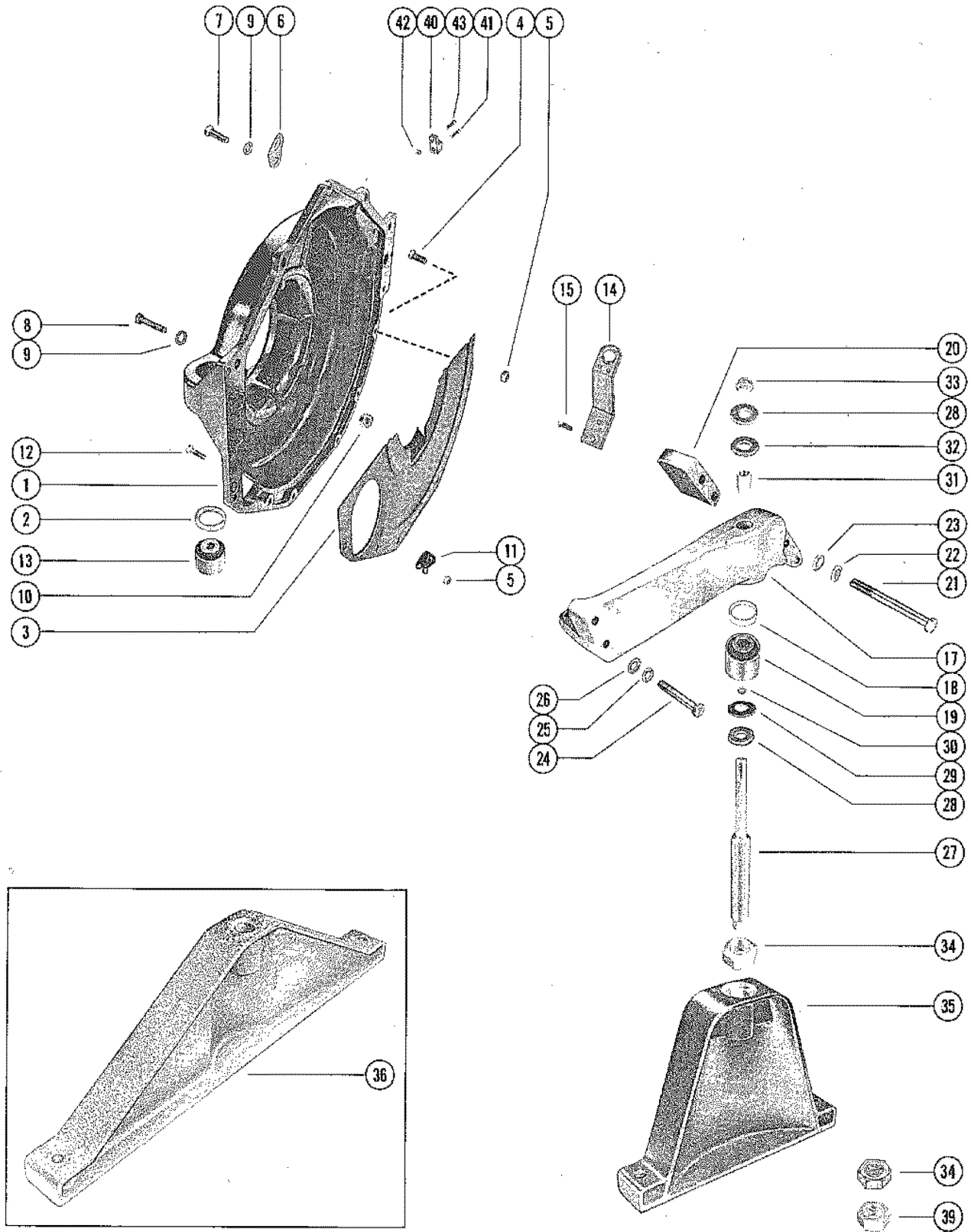
EXHAUST MANIFOLD ASSEMBLY



EXHAUST MANIFOLD ASSEMBLY

REF. NO.	PART NO.	SYM.	QTY.	DESCRIPTION
41	12-36533		1	WASHER, THERMOSTAT COVER SCREW
43	32-52481		1	HOSE, WATER DIST. BLOCK TO END CAP/CONNECTOR
44	54-32780		2	CLAMP, HOSE TO WATER DIST. BLOCK AND END CAP/CONNECTOR
45	32-47640		1	HOSE, WATER DISTRIBUTION BLOCK TO WATER PUMP
46	54-32781		2	CLAMP, HOSE TO WATER DIST. BLOCK AND WATER PUMP

FLYWHEEL HOUSING AND ENGINE SUPPORT

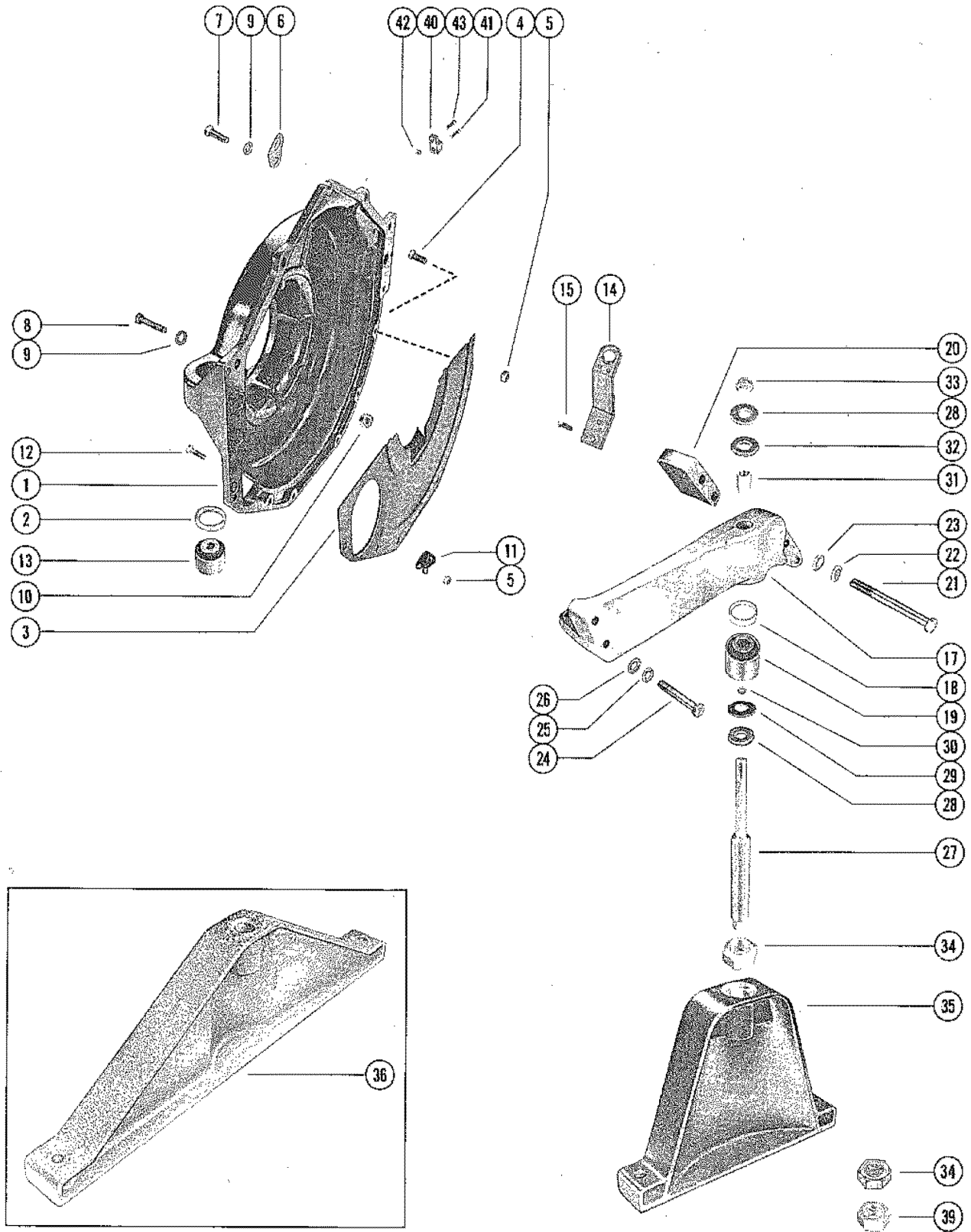


FLYWHEEL HOUSING AND ENGINE SUPPORT

REF. NO.	PART NO.	SYM.	QTY.	DESCRIPTION
1	65059A1		1	FLYWHEEL HOUSING ASSEMBLY, REAR MOUNTING
2	23-46742		2	SPACER, FLYWHEEL HOUSING MOUNT
3	35864		1	COVER PLATE, FLYWHEEL HOUSING
4	10-47277		6	SCREW, COVER PLATE TO FLYWHEEL HOUSING (3/4")
5	11-46793		6	NUT, COVER PLATE SCREW
6	54-72531		1	EYE, LIFTING - FLYWHEEL HOUSING SCREW
7	10-26632		5	SCREW, FLYWHEEL HOUSING TO CYLINDER BLOCK (1/4")
8	10-34613		1	SCREW, FLYWHEEL HOUSING TO CYLINDER BLOCK (1 3/4")
9	13-37459		6	LOCKWASHER, BRACKET AND FLYWHEEL HOUSING SCREW
10	11-32219		1	NUT, BRACKET AND FLYWHEEL HOUSING SCREW
11	54-61001		1	CLIP, WIRING HARRNESS TO FLYWHEEL
12	10-26065		1	SCREW, WIRING HARNESS CLIP TO COVER PLATE (1")
13	32832		1	MOUNT, FLYWHEEL HOUSING (LEFT)
	33149		1	MOUNT, FLYWHEEL HOUSING (RIGHT)
14	67850		1	EYE, LIFTING - CYLINDER BLOCK
15	10-54528		2	SCREW, LIFTING EYE TO CYLINDER BLOCK
17	73571A2		1	BRACKET ASSEMBLY, FRONT MOUNTING
18	23-35903		1	SPACER, FRONT MOUNTING BRACKET
19	32833		1	MOUNTING, FRONT MOUNTING BRACKET
20	35862		1	BLOCK, SPACER - FRONT MOUNTING BRACKET
21	10-32557		2	SCREW, BRACKET AND SPACER BLOCK TO CYL. BLOCK (4 1/2")
22	13-32993		2	LOCKWASHER, BRACKET AND SPACER BLOCK SCREW
23	12-22248		2	WASHER, BRACKET AND SPACER BLOCK SCREW
24	10-26486		2	SCREW, FRONT MOUNTING BRACKET TO CYLINDER BLOCK (2 3/8")
25	13-37459		2	LOCKWASHER, FRONT MOUNTING BRACKET SCREW
26	12-34931		2	WASHER, FRONT MOUNTING BRACKET SCREW
27	16-36100		1	STUD, ADJUSTING - FRONT MOUNTING BRACKET
28	12-36103		2	WASHER, FRONT MOUNTING BRACKET ADJUSTING STUD
29	12-32638		1	WASHER, FRONT MOUNTING BRACKET ADJUSTING STUD
30	12-20959		1	WASHER, FRONT MOUNTING BRACKET ADJUSTING STUD
31	23-36101		1	SPACER, FRONT MOUNTING BRACKET ADJUSTING STUD
32	12-36104		1	WASHER, RUBBER - FRONT MOUNTING BRACKET ADJUSTING STUD
33	11-20220		1	NUT, FRONT MOUNTING BRACKET ADJUSTING STUD (TOP)
34	11-32882		2	NUT, FRONT MOUNTING BRACKET ADJUSTING STUD
35	32778		1	SUPPORT, FRONT - ENGINE MOUNT
36	32849		OPT.	SUPPORT, FRONT - ENGINE MOUNT

CONTINUED ON NEXT PAGE ➡

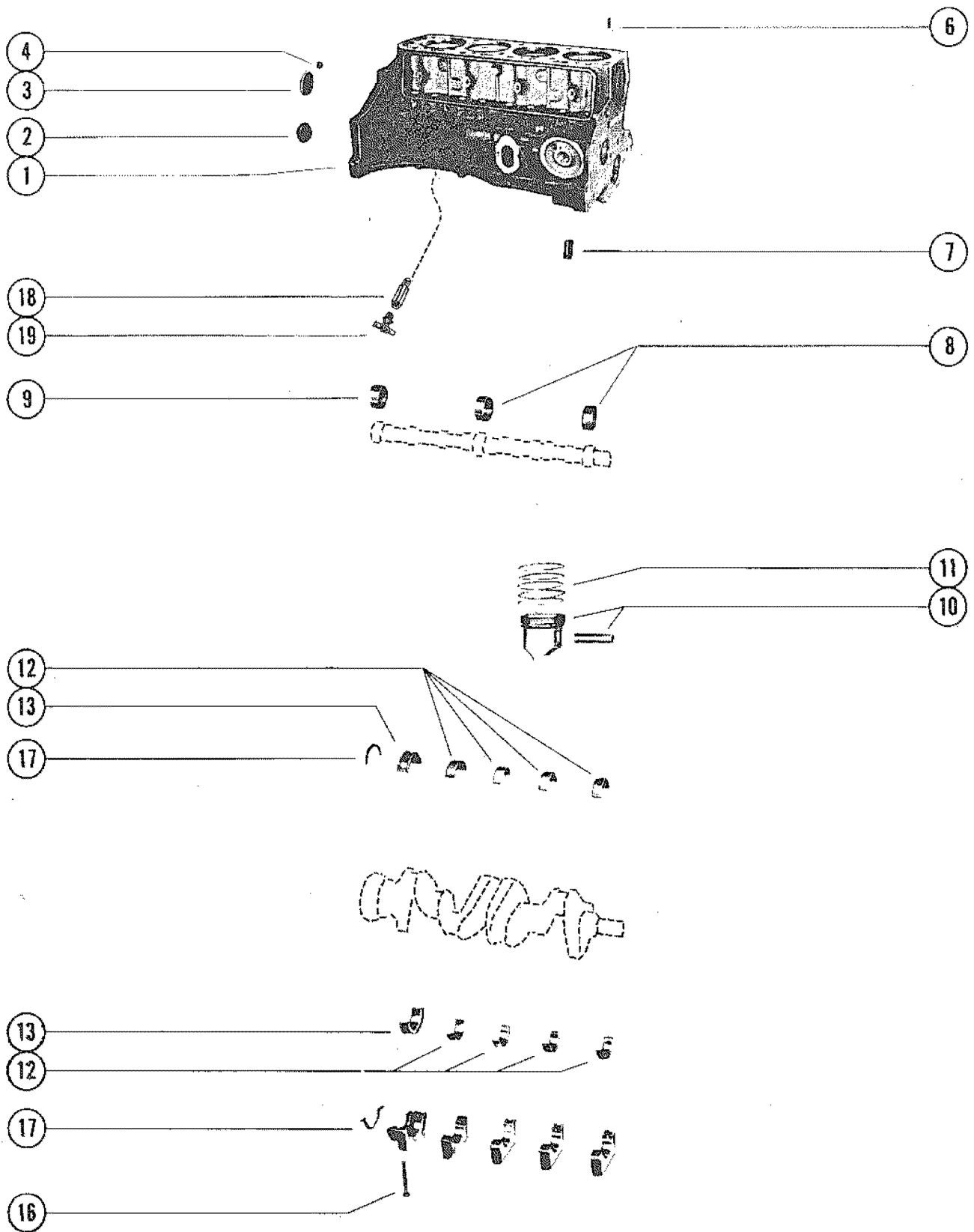
FLYWHEEL HOUSING AND ENGINE SUPPORT



FLYWHEEL HOUSING AND ENGINE SUPPORT

REF. NO.	PART NO.	SYM.	QTY.	DESCRIPTION
39	11-47525		1	NUT, FRONT MOUNTING BRACKET ADJ. STUD (BOTTOM)
40	45915		1	TERMINAL BLOCK
41	10-20189		1	SCREW, TERMINAL BLOCK TO FLYWHEEL HOUSING (3/4")
42	11-27164		1	NUT, TERMINAL BLOCK SCREW
43	10-62568		1	SCREW, ROTARY TRIM SENDER LEADS

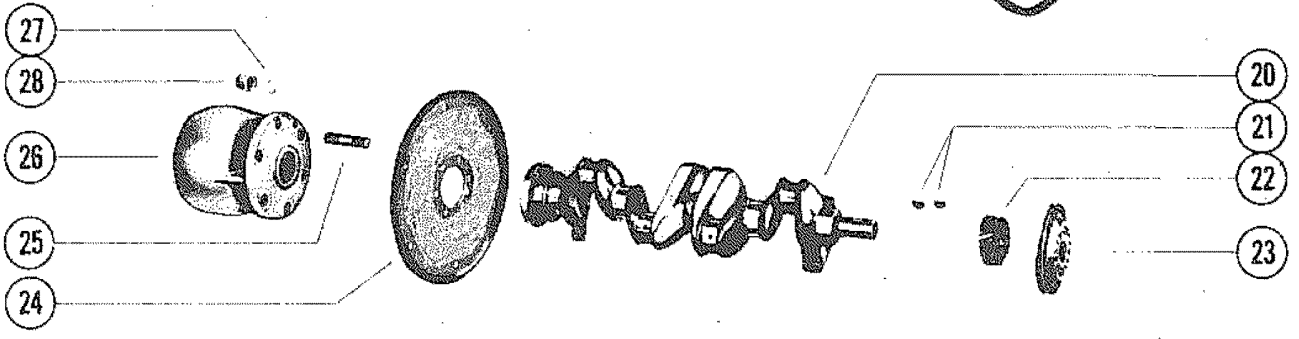
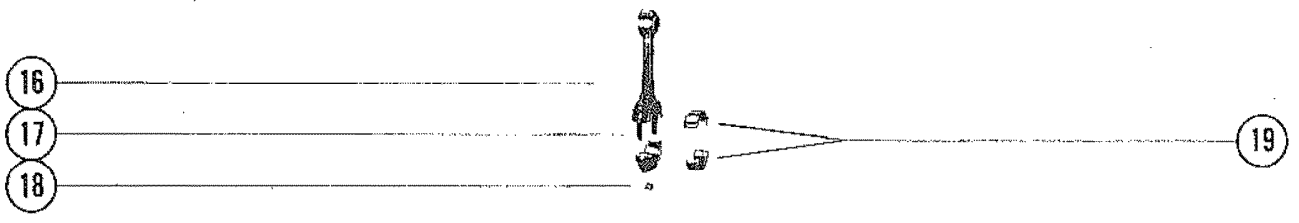
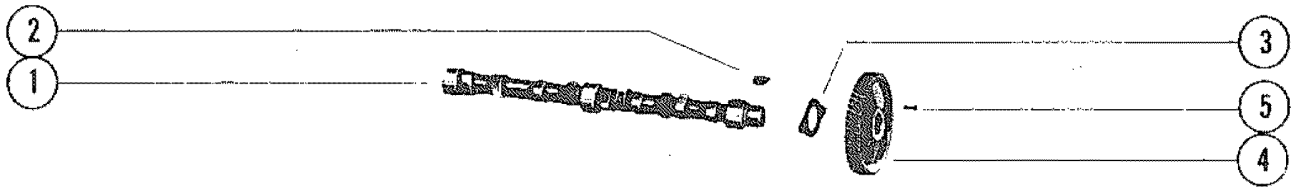
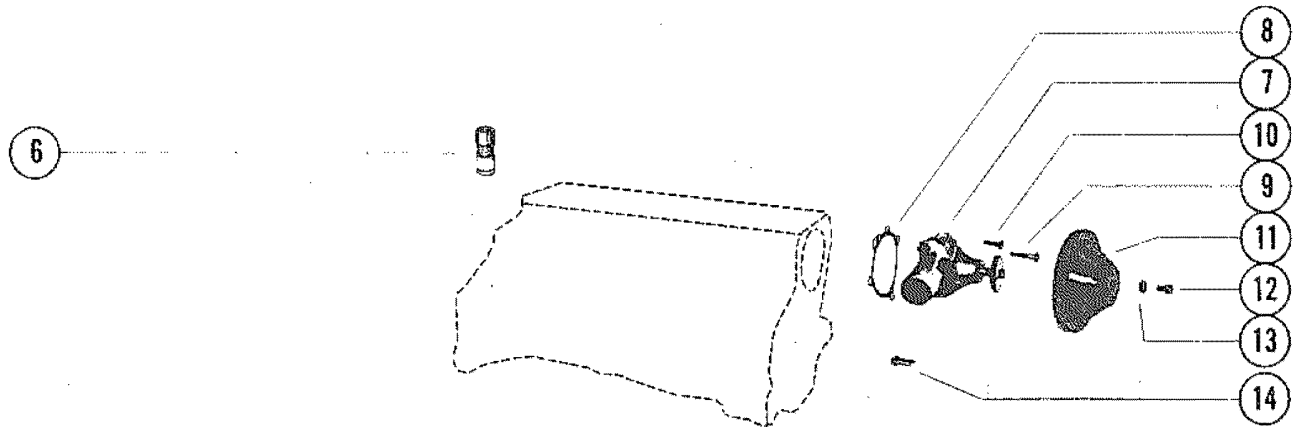
CYLINDER BLOCK, PISTON AND BEARING



CYLINDER BLOCK, PISTON AND BEARING

REF. NO.	PART NO.	SYM.	QTY.	DESCRIPTION
1	839-3814		1	CYLINDER BLOCK ASSEMBLY
2	19-34270		2	PLUG, EXPANSION - CYLINDER BLOCK (1 5/8" DIA.)
	19-34271		1	PLUG, EXPANSION - CYLINDER BLOCK (2" DIA.)
-	19-37531		1	PLUG, OIL CHANNEL - CYLINDER BLOCK
3	19-34488		1	PLUG, EXPANSION - CAMSHAFT BEARING HOLE
4	19-34487		2	PLUG, PIPE - CYLINDER BLOCK (3/8")
6	17-35465		2	PIN, DOWEL - CYLINDER BLOCK TO CYLINDER HEAD
7	23-35168		1	BEARING, DISTRIBUTOR PILOT SHAFT
8&9	23-43293		1	BEARING UNIT, CAMSHAFT
10	733-3819		4	PISTON AND PISTON PIN ASSEMBLY (STANDARD)
	733-3818		AR	PISTON AND PISTON PIN ASSEMBLY (.020 O.S.)
11	39-65153		4	RING, PISTON - 4 SETS (STANDARD)
	39-66217		AR	RING, PISTON - 4 SETS (.020 O.S.)
12	23-85675		4	BEARING UNIT, CRANKSHAFT MAIN (STANDARD)
	23-85676		AR	BEARING UNIT, CRANKSHAFT MAIN (.001 U.S.)
	23-85713		AR	BEARING UNIT, CRANKSHAFT MAIN (.010 U.S.)
	23-85714		AR	BEARING UNIT, CRANKSHAFT MAIN (.020 U.S.)
13	23-85715		1	BEARING UNIT, CRANKSHAFT MAIN - REAR (STANDARD)
	23-85670		AR	BEARING UNIT, CRANKSHAFT MAIN - REAR (.001 U.S.)
	23-85671		AR	BEARING UNIT, CRANKSHAFT MAIN - REAR (.002 U.S.)
	23-85718		AR	BEARING UNIT, CRANKSHAFT MAIN - REAR (.010 U.S.)
	23-85719		AR	BEARING UNIT, CRANKSHAFT MAIN - REAR (.020 U.S.)
16	10-46717		10	BOLT, CRANKSHAFT BEARING CAP TO CYL. BLOCK (2 31/32")
17	26-58203		1	OIL SEAL UNIT, CRANKSHAFT REAR BEARING
-	34543		1	VALVE, BY-PASS - OIL FILTER
18	22-64425		OPT.	FITTING, EXTENSION - CYLINDER BLOCK
19	22-87238		1	FITTING, DRAIN - CYLINDER BLOCK

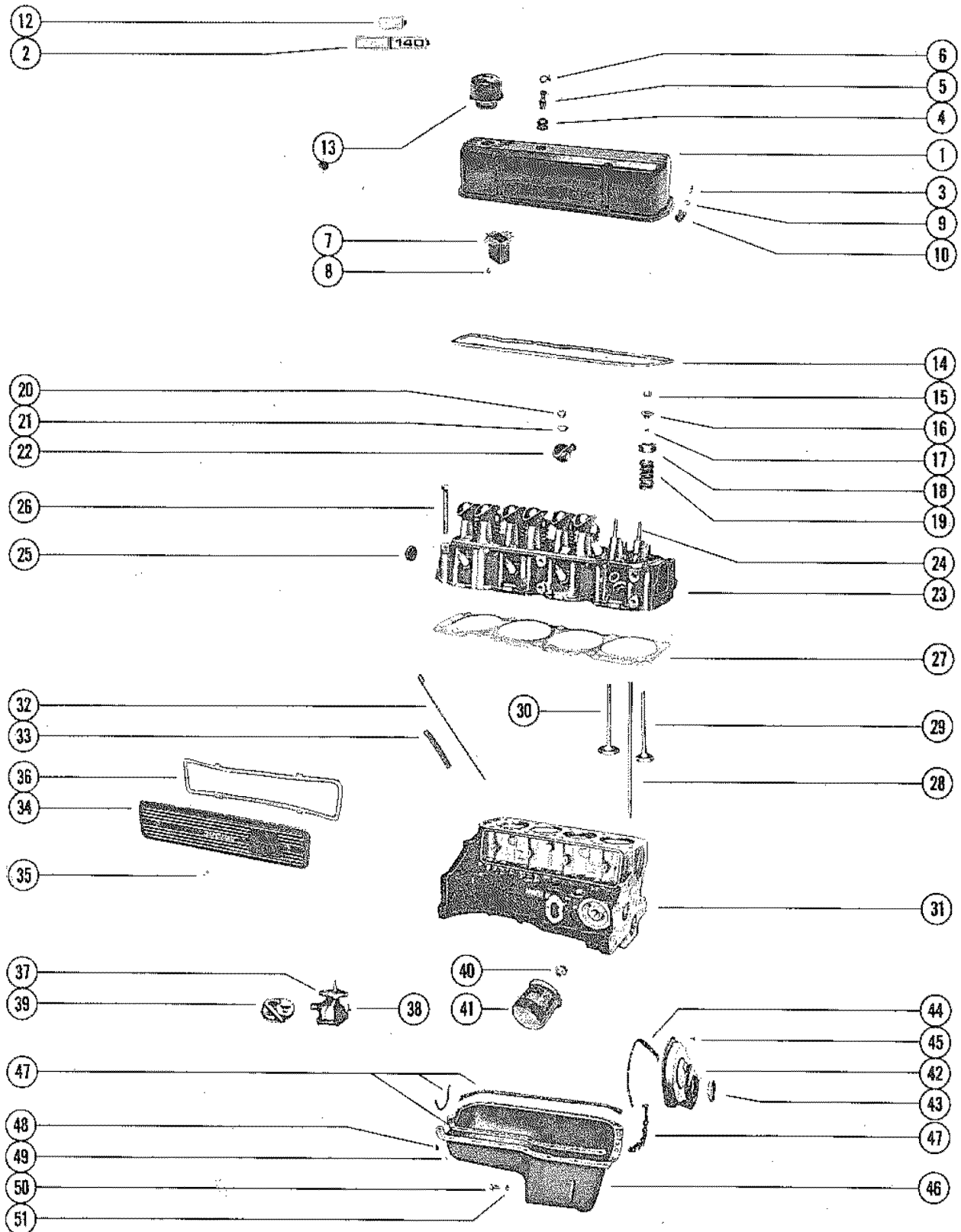
CAMSHAFT, CRANKSHAFT AND WATER PUMP



CAMSHAFT, CRANKSHAFT AND WATER PUMP

REF. NO.	PART NO.	SYM.	QTY.	DESCRIPTION
1	424-3864		1	CAMSHAFT
2	28-34466		1	KEY, CAMSHAFT GEAR LOCATING
3	23-34469		1	BEARING, CAMSHAFT THRUST
4	43-58283		1	GEAR, TIMING - CAMSHAFT
5	10-34277		2	SCREW, TIMING GEAR TO CAMSHAFT (1/2")
6	46744		8	LIFTER, HYDRAULIC - TRAPPET
7	65142A1		1	WATER PUMP ASSEMBLY
8	27-33956		1	GASEKT, WATER PUMP
9	10-34471		2	SCREW, WATER PUMP TO CYLINDER BLOCK (1 1/2")
10	10-34505		2	SCREW, WATER PUMP TO CYLINDER BLOCK (7/8")
11	52349		1	PULLEY, WATER PUMP
12	10-47277		4	SCREW, PULLEY TO WATER PUMP (3/4")
13	13-39107		4	LOCKWASHER, PULLEY SCREW
14	32-46471		1	NOZZLE, OIL - TIMING GEAR
15	57-64032		1	BELT, ALTERNATOR AND WATER PUMP
16	613-3817		4	CONNECTING ROD ASSEMBLY
17	10-52269		8	BOLT, CONNECTING ROD BEARING CAP
18	11-37493		8	NUT, CONNECTING ROD CAP BOLT
19	23-85701		4	BEARING (PAIR), CONNECTING ROD (STANDARD)
	23-85702		AR	BEARING (PAIR), CONNECTING ROD (.001 U.S.)
	23-85703		AR	BEARING (PAIR), CONNECTING ROD (.002 U.S.)
	23-85704		AR	BEARING (PAIR), CONNECTING ROD (.010 U.S.)
	23-85705		AR	BEARING (PAIR), CONNECTING ROD (.020 U.S.)
20	423-3816		1	CRANKSHAFT
21	28-34466		2	KEY, PULLEY AND GEAR LOCATING
22	43-46743		1	GEAR, TIMING - CRANKSHAFT
23	55045		1	BALANCER, HARMONIC
24	220-8775		1	FLYWHEEL, CRANKSHAFT
25	16-32808		6	STUD, FLYWHEEL TO ENGINE COUPLING (2 1/16")
26	32492A5		1	ENGINE COUPLING ASSEMBLY
27	12-35935		6	WASHER, FLYWHEEL STUD
28	11-34933		6	NUT, FLYWHEEL STUD

CYLINDER HEAD & ROCKER COVER, OIL PAN & PUMP, CRANKCASE COVR

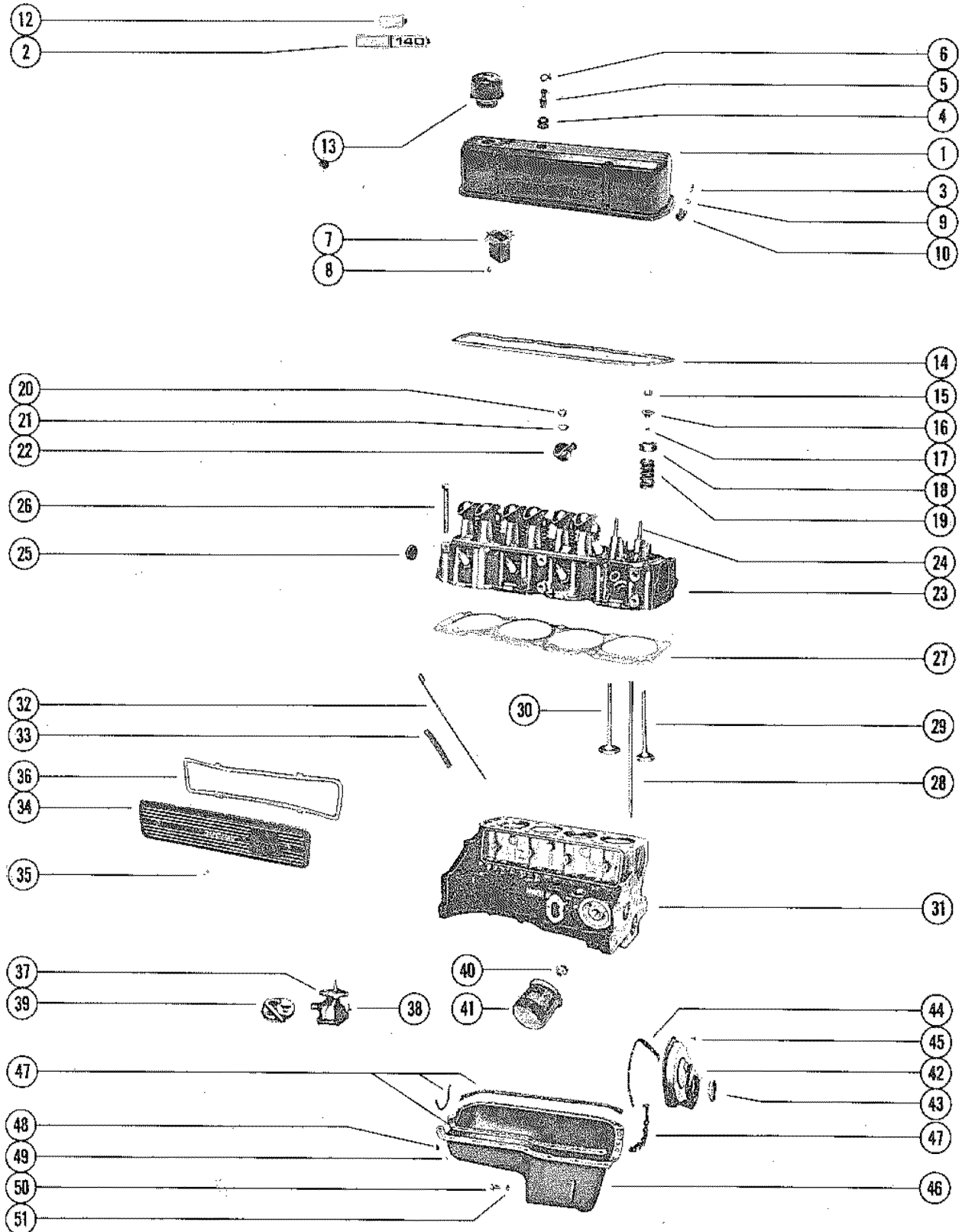


CYLINDER HEAD & ROCKER COVER, OIL PAN & PUMP, CRANKCASE COVR

REF. NO.	PART NO.	SYM.	QTY.	DESCRIPTION
1	65635		1	COVER ASSEMBLY, ROCKER
2	37-77247		1	DECAL, ROCKER COVER
3	10-35585		1	SCREW, ROCKER COVER TO CYLINDER HEAD (3/4")
	10-38627		4	SCREW, ROCKER COVER TO CYLINDER HEAD (5/8")
4	25-52188		1	GROMMET, ROCKER COVER
5	47957		1	CONNECTOR, VENT HOSE
6	54-64648		1	CLAMP, VEST HOSE TO CONNECTOR
7	57638		1	BAFFLE, ROCKER COVER
8	10-62568		4	SCREW, BAFFLE TO ROCKER COVER (3/8")
9	12-20583		5	WASHER, ROCKER COVER SCREW
10	54-49542		1	CLAMP, INLET HOSE - ROCKER COVER SCREW
12	37-77253		1	DECAL, WAVES
13	49288		1	OIL FILLER CAP ASSEMBLY, ROCKER COVER
14	27-52145		1	GASKET, ROCKER COVER TO CYLINDER HEAD
15	28-54797		16	KEY, VALVE STEM (2 PER VALVE)
16	34515		8	CAP, VALVE STEM
17	26-34217		8	SEAL, VALVE SPRING CAP
18	34518		8	SHIELD, VALVE SPRING CAP
19	24-35214		8	SPRING, VALVE
20	11-34516		8	NUT, ROCKER VALVE ARM STUD
21	59340		8	BALL UNIT, ROCKER VALVE ARM STUD
22	34519		8	ARM, ROCKER VALVE
23	936-5544		1	CYLINDER HEAD ASSEMBLY
24	16-34521		AR	STUD, VALVE ROCKER ARM (.013 O.S.)
	16-34522		AR	STUD, VALVE ROCKER ARM (.003 O.S.)
25	19-34272		2	PLUG, EXPANSION - CYLINDER HEAD (15/16" DIA.)
26	10-34510		10	BOLT, CYLINDER HEAD TO CYLINDER BLOCK
27	27-52364		1	GASKET, CYLINDER HEAD TO CYLINDER BLOCK
28	58284		8	ROD, PUSH - VALVE
29	52365		4	VALVE, INLET (STANDARD STEM)
	52366		AR	VALVE, INLET (.015 O.S. STEM)
30	52367		4	VALVE, EXHAUST (STANDARD STEM)
	52368		AR	VALVE, EXHAUST (.015 O.S. STEM)
31	839-3814		1	CYLINDER BLOCK ASSEMBLY (SEE PAGE 27 FOR BREAKDOWN)
32	45490		1	GAUGE ASSEMBLY, OIL LEVEL (DIPSTICK)
33	87717A1		1	TUBE, OIL LEVER GAUGE
34	39332A1		1	COVER ASSEMBLY, PUSH ROD
35	10-39783		4	SCREW, PUSH ROD TO CYLINDER BLOCK
36	27-34208		1	GASKET, PUSH ROD COVER
37	36405		1	OIL PUMP ASSEMBLY
-	27-34460		1	GASKET, OIL PUMP COVER
38	10-35339		2	SCREW, OIL PUMP TO CYLINDER BLOCK (3/4")

CONTINUED ON NEXT PAGE ➡

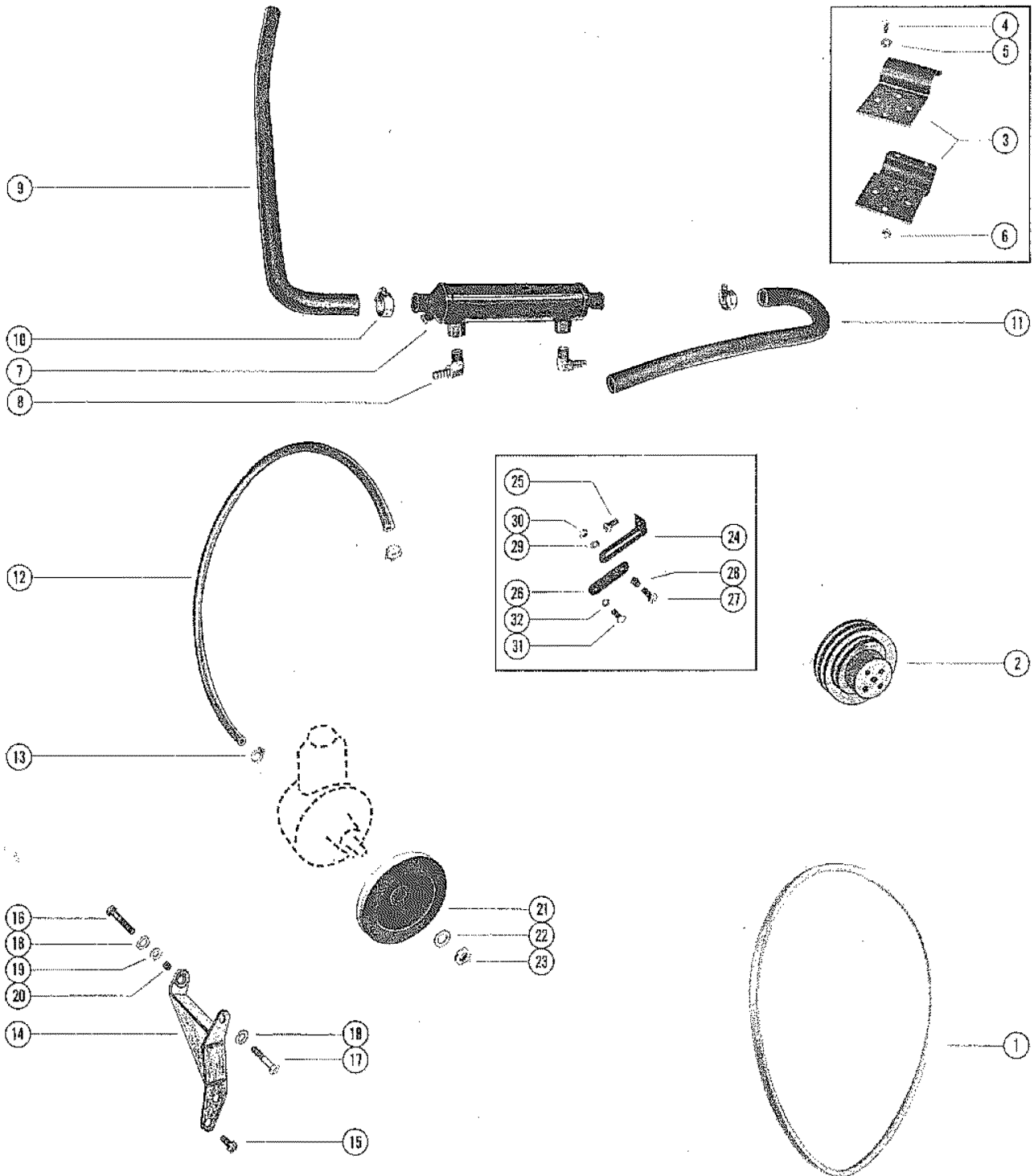
CYLINDER HEAD & ROCKER COVER, OIL PAN & PUMP, CRANKCASE COVR



CYLINDER HEAD & ROCKER COVER, OIL PAN & PUMP, CRANKCASE COVR

REF. NO.	PART NO.	SYM.	QTY.	DESCRIPTION
39	52146		1	SCREEN ASSEMBLY, OIL PUMP
-	10-35366		1	SCREW, OIL PUMP SCREEN SUPPORT CLAMPING
-	60717		1	SUPPORT, OIL PUMP
40	32720		1	CONNECTOR, OIL FILTER TO CYLINDER BLOCK
41	54111		1	OIL FILTER ASSEMBLY
42	59341		1	COVER ASSEMBLY, CRANKCASE
43	26-79223		1	OIL SEAL, CRANKCASE COVER
44	27-49953		1	GASKET, CRANKCASE COVER
45	10-34277		8	SCREW, COVER TO CYLINDER BLOCK (7/16")
46	52583A1		1	OIL PAN ASSEMBLY
47	27-52144		1	GASKET SET, OIL PAN
48	10-72607		12	SCREW, OIL PAN TO CYLINDER BLOCK (1/4")
49	10-34500		6	SCREW, OIL PAN TO CYLINDER BLOCK (5/16")
50	10-49956		1	SCREW, DRAIN - OIL PAN
51	27-49955		1	GASEKT, OIL PAN DRAIN SCREW

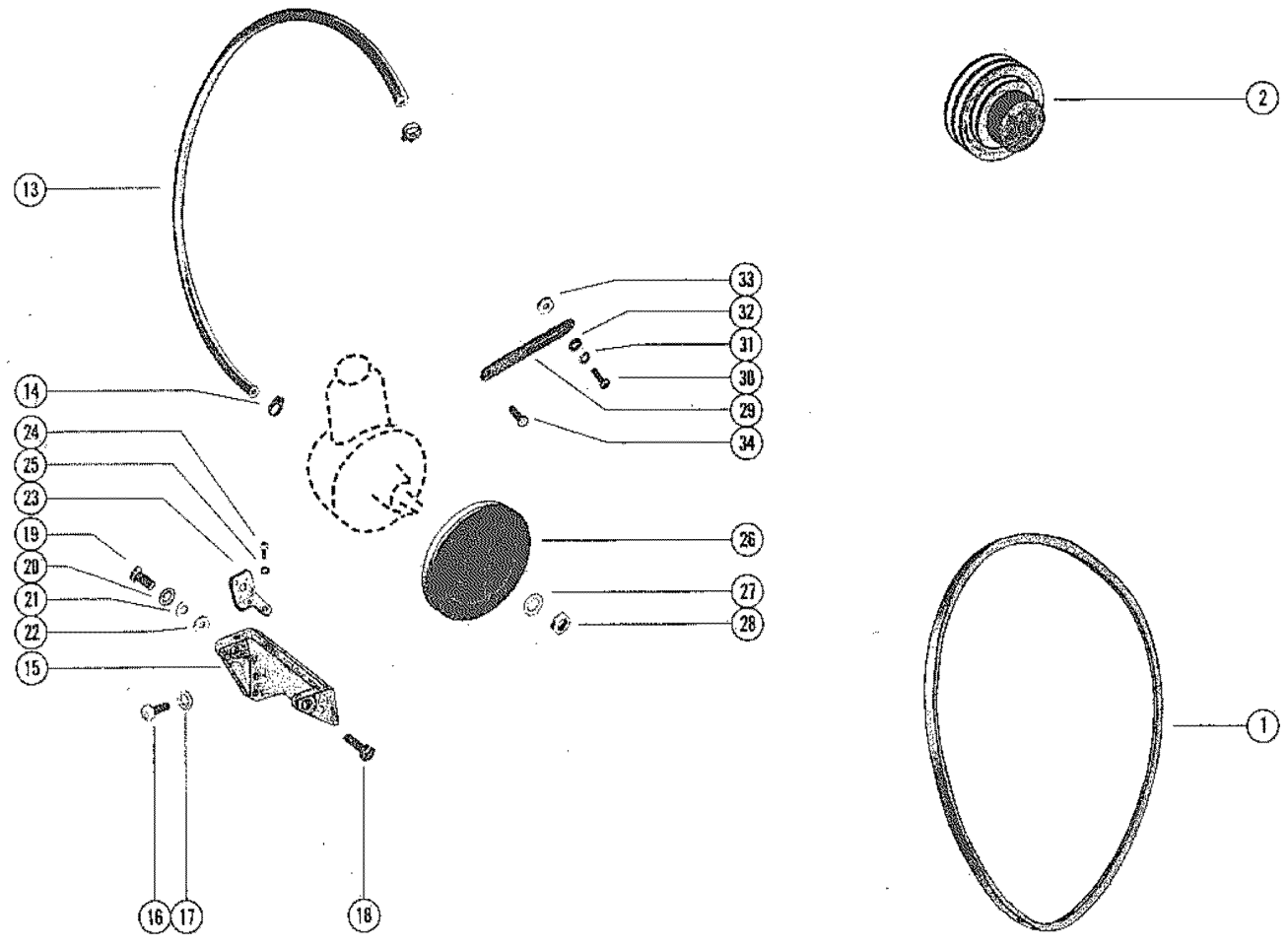
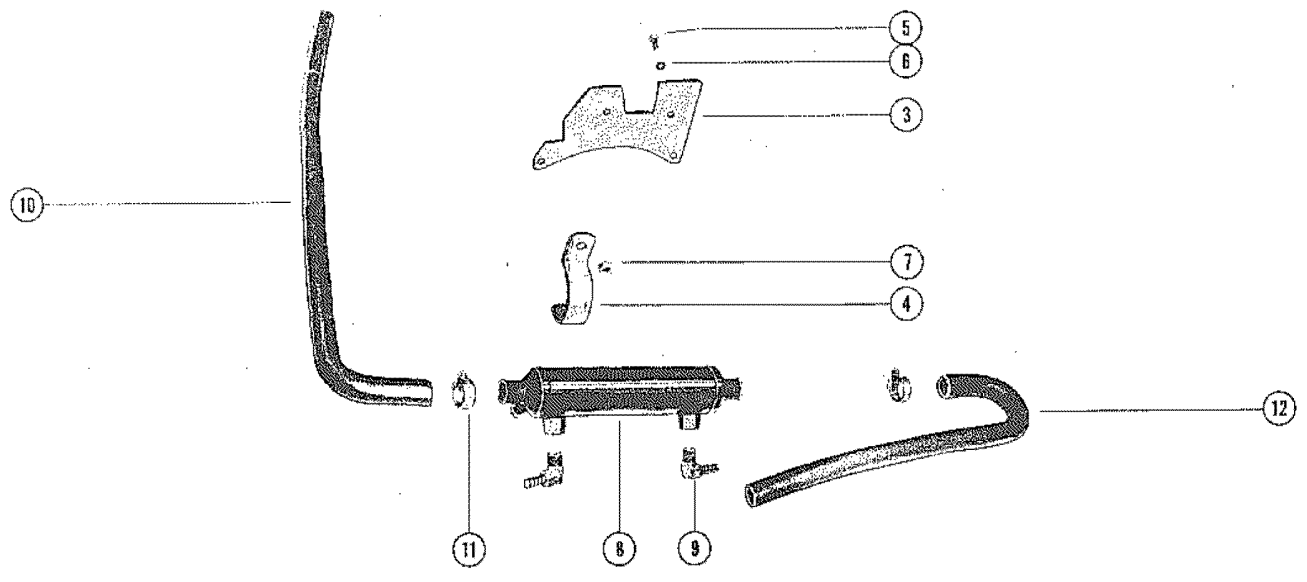
POWER STEERING MOUNTING KITS (MARINE 120, 140 AND 165)



POWER STEERING MOUNTING KITS (MARINE 120, 140 AND 165)

REF. NO.	PART NO.	SYM.	QTY.	DESCRIPTION
-	65515A1		1	POWER STEERING MOUNTING KIT SEE NOTE
-	65515A2		1	POWER STEERING MOUNTING KIT SEE NOTE
1	57-65607		1	"V" BELT, HYDRAULIC PUMP DRIVE (37")
	57-69143		1	"V" BELT, HYDRAULIC PUMP DRIVE (40")
2	65608		1	PULLEY, WATER CIRCULATING PUMP (1-3/4" PULLEY BOLT PATTERN)
	73483		1	PULLEY, WATER CIRCULATING PUMP (2-1/8" PULLEY BOLT PATTERN)
3	56430		2	BRACKET, OIL COOLER
4	10-35765		2	SCREW, COOLER MOUNTING (5/16-18 X 3/4") - 120 & 140
	10-60300		2	SCREW, COOLER MOUNTING (1/4-28 X 3/4") - 165
5	13-26992		2	LOCKWASHER, OIL COOLER MOUNTING SCREW
4	10-35765		2	SCREW, OIL COOLER BRACKET (5/16-18 X 3/4")
6	11-26484		2	NUT, OIL COOLER BRACKET SCREW
7	49535		1	OIL COOLER
8	22-37760		2	ELBOW, RETURN HOSE TO OIL COOLER
9	32-49528		1	HOSE, OUTLET - ENGINE TO OIL COOLER (33")
10	54-38426		2	CLAMP, INTAKE AND OUTLET HOSE TO OIL COOLER
11	32-64909		1	HOSE, INTAKE - OIL COOLER TO TRANSOM PLATE (18")
12	32-49533		1	HOSE, RETURN - OIL COOLER TO HYDRAULIC PUMP (48")
13	54-37295		2	CLAMP, RETURN HOSE TO OIL COOLER AND HYDRAULIC PUMP
14	65606		1	BRACKET, MOUNTING - HYDRAULIC PUMP
15	10-47688		2	SCREW, MOUNTING BRACKET TO ENGINE (3/8-16 X 2 3/4")
16	10-37612		1	SCREW, BRACKET TO HYDRAULIC PUMP (3/8-16 X 1 1/4")
17	10-34353		1	SCREW, BRACKET TO HYDRAULIC PUMP (3/8-16 X 1")
18	13-37459		2	LOCKWASHER, MOUNTING BRACKET SCREW
19	12-25909		1	WASHER, MOUNTING BRACKET SCREW
20	23-33186		1	SPACER, MOUNTING BRACKET SCREW (1/4")
21	49181		1	PULLEY, HYDRAULIC PUMP
22	12-21907		1	WASHER, HYDRAULIC PUMP PULLEY
23	11-25899		1	NUT, PULLEY TO HYDRAULIC PUMP
24	48786		1	BRACKET, MOUNTING - HYDRAULIC PUMP (90)
25	10-37612		1	SCREW, MOUNTING BRACKET TO ENGINE (3/8-16 X 1 1/4")
26	48787		1	BRACE, ADJUSTING - HYDRAULIC PUMP
27	10-54689		1	SCREW, BRACKET TO ADJUSTING BRACE (3/8-24 X 1 3/4")
28	23-36534		1	BUSHING, MOUNTING BRACKET SCREW
29	13-37459		1	LOCKWASHER, MOUNTING BRACKET SCREW
30	11-25269		1	NUT, MOUNTING BRACKET SCREW
31	10-34353		1	SCREW, ADJ. BRACE TO HYDRAULIC PUMP (3/8-16 X 1")
32	13-37459		1	LOCKWASHER, ADJUSTING BRACE SCREW

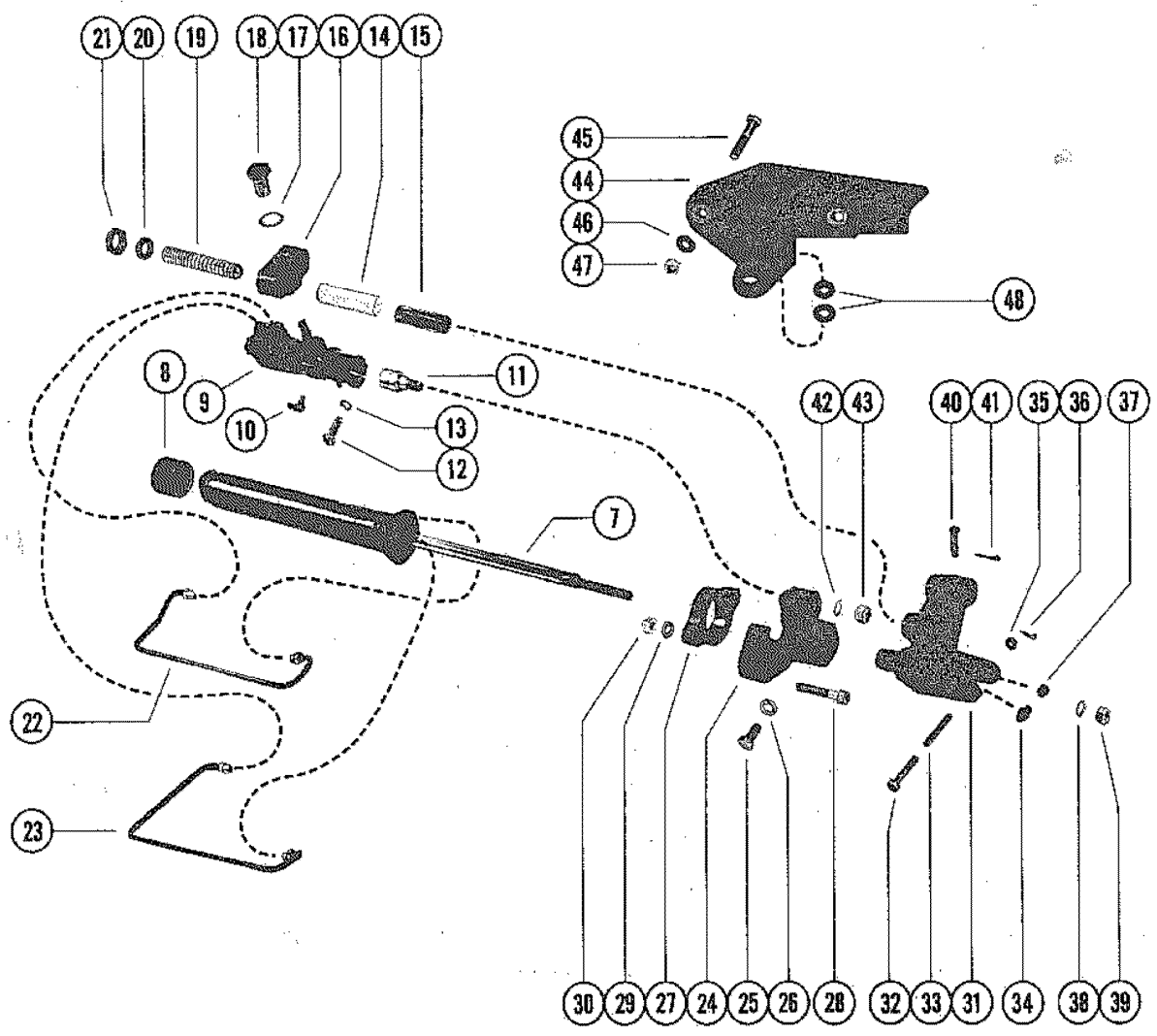
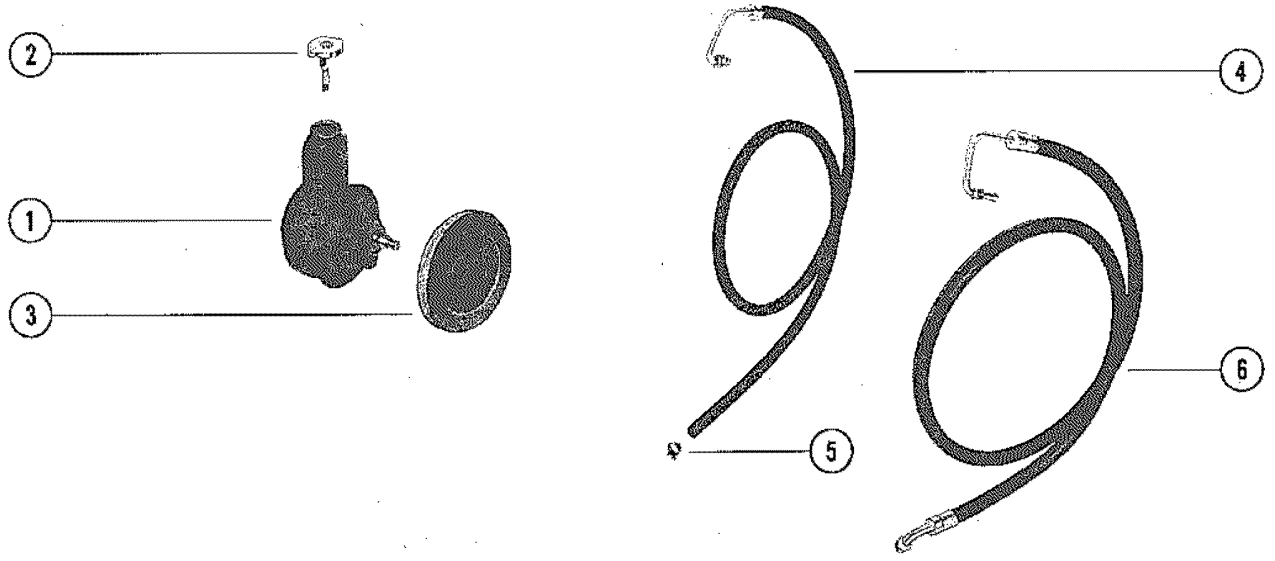
POWER STEERING MOUNTING KIT (MARINE 120, 140 AND 165)



POWER STEERING MOUNTING KIT (MARINE 120, 140 AND 165)

REF. NO.	PART NO.	SYM.	QTY.	DESCRIPTION
-	65897A1		1	POWER STEERING MOUNTING KIT SEE NOTE
-	65897A2		1	POWER STEERING MOUNTING KIT SEE NOTE
1	57-68038		1	"V" BELT, HYDRAULIC PUMP DRIVE (34")
	57-69143		1	"V" BELT, ALTERNATOR DRIVE (40")
2	65608		1	PULLEY, WATER CIRCULATING PUMP (1-3/4" PULLEY BOLT PATTERN)
	73483		1	PULLEY, WATER CIRCULATING PUMP (2-1/8" PULLEY BOLT PATTERN)
3	62253		1	BRACKET, OIL COOLER
4	54-37631		2	CLAMP, OIL COOLER TO ENGINE
5	10-27165		2	SCREW, CLUMB FASTENING (3/8-16 X 3/4")
6	13-35048		2	LOCKWASHER, OIL COOLER CLAMP SCREW
7	11-32219		2	NUT, OIL COOLER CLAMP SCREW
8	49535		1	OIL COOLER
9	22-37760		2	ELBOW, RETURN HOSE TO OIL COOLER
10	32-66348		1	HOSE, OUTLET - OIL COOLER TO HEAT EXCHANGER (26")
11	54-32780		2	CLAMP, INTAKE AND OUTLET HOSE TO OIL COOLER
12	32-64909		1	HOSE, INTAKE - OIL COOLER TO TRANSOM PLATE (22")
13	32-49533		1	HOSE, RETURN - OIL COOLER TO HYDRAULIC PUMP (48")
14	54-37295		2	CLAMP, RETURN HOSE TO OIL COOLER AND HYDRAULIC PUMP
15	68040		1	BRACKET, MOUNTING - HYDRAULIC PUMP
16	10-34354		2	SCREW, MOUNTING BRACKET TO ENGINE (3/8-16 X 1 1/2")
17	13-35048		2	WASHER, MOUNTING BRACKET SCREW
18	10-34353		1	SCREW, BRACKET TO HYDRAULIC PUMP (3/8-16 X 1")
19	10-34354		1	SCREW, BRACKET TO HYDRAULIC PUMP (3/8-16 X 1 1/2")
20	13-35048		1	LOCKWASHER, MOUNTING BRACKET SCREW
21	12-25970		1	WASHER, MOUNTING BRACKET SCREW
22	23-56777		1	SPACER, MOUNTING BRACKET SCREW (1")
23	68039		1	BRACKET, CIRCUIT BREAKER
24	10-20776		2	SCREW, BREAKER TO PUMP MOUNT (1/4-28 X 1/2")
25	13-26992		2	LOCKWASHER, CIRCUIT BREAKER SCREW
26	49181		1	PULLEY, HYDRAULIC PUMP
27	12-21901		1	WASHER, HYDRAULIC PUMP PALLEY
28	11-25899		1	NUT, PULLEY TO HYDRAULIC PUMP
29	68041		1	BRACE, TENSION - HYDRAULIC PUMP
30	10-37612		1	SCREW, BRACE TO HYDRAULIC PUMP (3/8-16 X 1 1/4")
31	13-35048		1	LOCKWASHER, TENSION BRACE SCREW
32	12-25970		1	WASHER, MOUNTING BRACKET SCREW
33	23-36534		1	SPACER, TENSION BRACE SCREW (7/16")
34	10-63826		1	SCREW, BRACE TO ENGINE MOUNT (3/8-16 X 2 1/2")

POWER STEERING KIT (MERCURISER I)

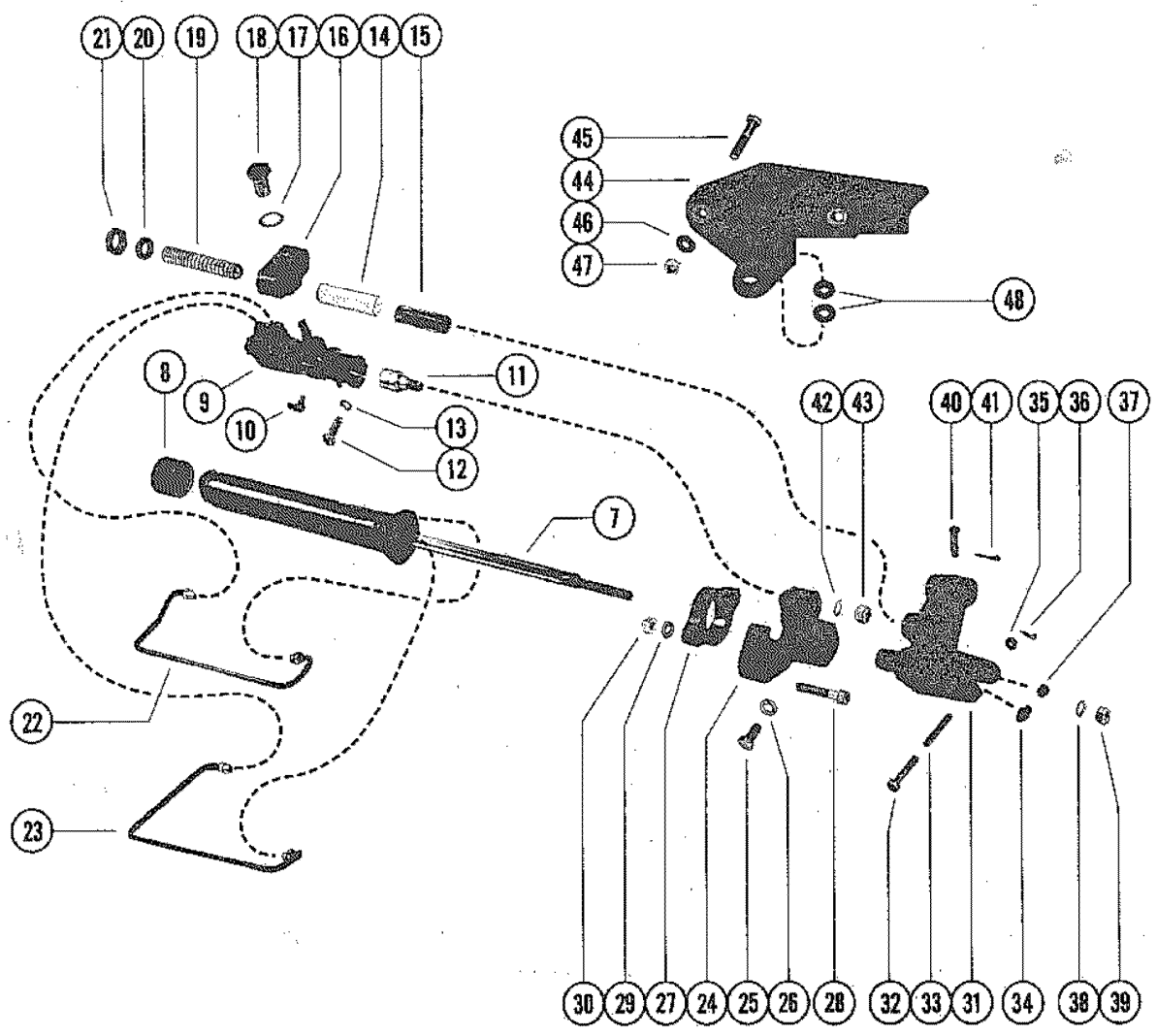
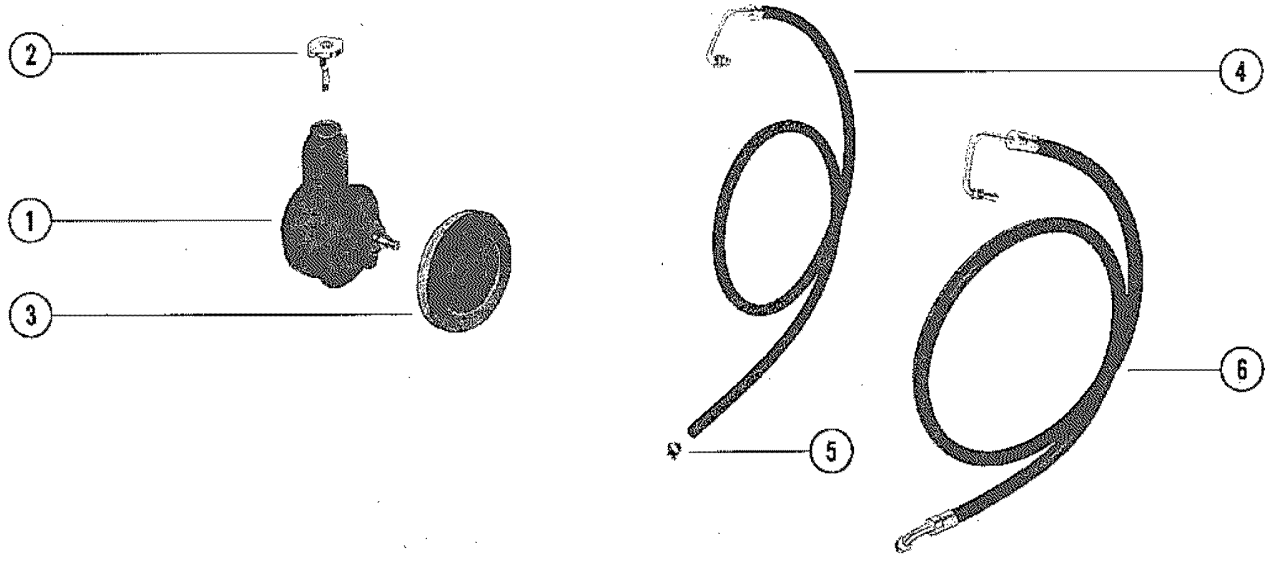


POWER STEERING KIT (MERCUISER I)

REF. NO.	PART NO.	SYM.	QTY.	DESCRIPTION
-	7133A11		1	POWER STEERING KIT (MERCUISER I - TRANSOM MOUNTED)
1	71317A1		1	HYDRAULIC PUMP ASSEMBLY, POWER STEERING
2	38333		1	CAP, FILLER - HYDRAULIC PUMP
3	73873		1	PULLEY, HYDRAULIC PUMP
4	32-55117		1	HOSE, RETURN - POWER STEERING (72") - NOT AS SHOWN
5	54-35830		1	CLAMP, RETURN HOSE TO HYDRAULIC PUMP
6	32-55116		1	HOSE, PRESSURE POWER STEERING (72") - NOT AS SHOWN
7	55103		1	CYLINDER, BOOSTER(B-25-58224A1 SEAL REPAIR KIT)
8	26059		1	CAP, FUBBER - BOOSTER CYLINDER
9	52779		1	VALVE, POWER STEERING (B-25-58226A1 SEAL REPAIR KIT)
10	22-67305		1	GREASE FITTING
11	16-55109		1	STUD, ADAPTOR - POWER STEERING VALVE
12	10-37612		1	SCREW, CLAMPING (1 1/4")
13	13-37459		1	LOCKWASER, CLAMPING SCREW
14	23-60775		1	SLEEVE, SPACER
15	23-60652		1	SLEEVE, ADJUSTING - CABLE GUIDE TUBE
16	55110		1	ADAPTOR, CABLE GUIDE TUBE (DUAL)
17	13-20897		1	LOCKWASHER, DUAL ADAPTOR NUT
18	11-55111		1	NUT, DUAL ADAPTOR TO POWER STEERING VALVE
19	32-55112		1	TUBE, CABLE GUIDE
20	12-37985		1	WASHER, CABLE GUIDE TUBE
21	11-37984		1	NUT, CABLE GUIDE TUBE
22	32-55104		1	TUBE, EXTENDING - POWER STEERING
23	32-55105		1	TUBE, RETRACTING - POWER STEERING
24	55106		1	BRACKET, MOUNTING _ TRANSOM PLATE
25	10-31832		2	SCREW, MOUNTING BRACKET TO TRANSOM PLATE
26	13-31848		2	LOCKWAHER, MOUNTING BRACKET SCREW
27	55107		1	COLLAR, CLAMPING
28	10-55108		2	SCREW. MOUNTING BRACKET TO COLLAR (2")
29	12-20086		2	WASHER, MOUNTING BRACKET SCREW
30	11-49197		2	NUT, MOUNTING BRACKET SCREW
31	55114		1	CLEVIS, ROD END
32	10-67462		1	SCREW, ROD END CLEVIS TO STEERING ARM (2 1/4")
33	23-55118		1	SPACER, ROD AND CLEVIS SCREW
34	23-60776		1	BUSHING, CLEVIS
35	11-49662		1	NUT, ROD END CLEVIS SCREW
36	18-32665		1	COTTER PIN, CLEVIS SCREW NUT
37	23-60503		1	BUSHING, STEERING ARM
38	12-20086		1	WASHER, BOOSTER CYLINDER STAFT
39	11-49197		1	NUT, BOOSTER CYLINDER SHAFT

CONTINUED ON NEXT PAGE ➡

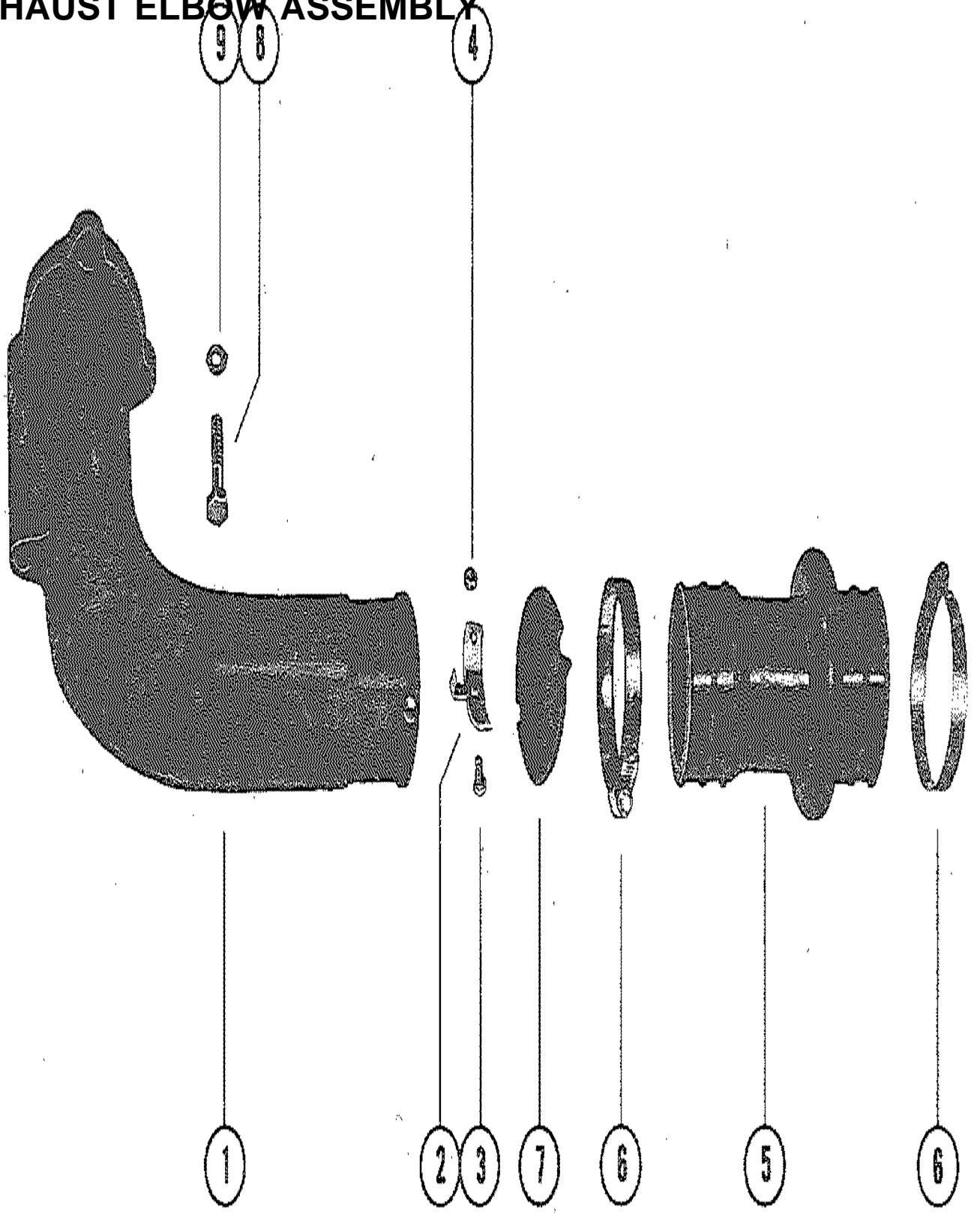
POWER STEERING KIT (MERCURISER I)



POWER STEERING KIT (MERCUISER I)

REF. NO.	PART NO.	SYM.	QTY.	DESCRIPTION
40	17-52798		1	PIN, CLEVIS - STEERING CABLE ATTACHING
41	18-46950		1	COTTER PIN, CLEVIS PIN RETAINING
42	12-20959		1	WASHER, VALVE ADAPTOR STUD
43	11-28040		1	NUT, VALVE ADAPTOR STUD
44	60502		1	BRACKET, MOUNTING - POWER STEERING
45	10-60504		2	BOLT, POWER STEERING BRACKET TO TRANSOM PLATE
46	12-20959		2	WASHER, POWER STEERING BRACKET SCREW
47	11-20958		2	NUT, POWER STEERING BRACKET SCREW
48	12-47533		2	WASHER, SHIM - PIVOT SHAFT

EXHAUST ELBOW ASSEMBLY



EXHAUST ELBOW ASSEMBLY

REF. NO.	PART NO.	SYM.	QTY.	DESCRIPTION
1	53113A2		1	EXHAUST ELBOW ASSEMBLY
2	45798		2	BRACKET, SUPPORT - WATER SEALING
3	10-45813		4	SREW, SUPPORT BRACKET TO EXHAUST ELBOW (1/2")
4	11-45812		4	NUT, SUPPORT BRACKET SCREW
5	53114		1	EXHAUST BELLOWS, UPPER
6	54-32739		2	CLAMP, BELLOWS ATTACHING
7	45586		1	WATER SHUTTER
8	10-60992		3	SCREW, EXHAUST ELBOW ATTACHING (1 1/4")
9	13-35048		3	LOCKWASHER, EXHAUST E;BOW SCREW

PARTS INDEX

Part Number	Description	Pg.	Ref. No.	Part Number	Description	Pg.	Ref. No.
26059	CAP, FUBBER - BOOSTER CYLINDER	55	8	33305	CONTRACT, RESISTOR TERMINAL STUD	17	53
26079	PLATE, WIRING HARNESS TO MOUNTING BRACKET	3	5	33310	SHAFT, SHIFT LEVER TO DRIVE END HOUSING . . .	11	39
27947	SWIVEL, LINK ROD TO THROTTLE LEVER	27	17	33310	SHAFT, SHIFT LEVER TO DRIVE END HOUSING . . .	15	39
32193	COIL, IGNITION	25	32	33316	CONTRACT AND PUSH ROD ASSEMBLY	11	46
32492A5	ENGINE COUPLING ASSEMBLY	45	26	33316	CONTRACT AND PUSH ROD ASSEMBLY	15	49
32720	CONNECTOR, OIL FILTER TO CYLINDER BLOCK . . .	49	40	33317	PLUNGER, SHIFT LEVER - SOLENOID SWITCH	11	41
32778	SUPPORT, FRONT - ENGINE MOUNT	39	35	33317	PLUNGER, SHIFT LEVER - SOLENOID SWITCH	15	44
32782	RETAINER, HIGH TENSION LEADS	25	29	33318	DRIVE ASSEMBLY, CLUTCH - ARMATURE	9	6
32832	MOUNT, FLYWHEEL HOUSING (LEFT)	39	13	33336	PAN, DRIVE END FRAME . .	21	4
32833	MOUNTING, FRONT MOUNTING BRACKET . . .	39	19	33367	LOCKSIRE, COLLAR AND SPRING RETAINING	9	10
32849	SUPPORT, FRONT - ENGINE MOUNT	39	36	33367	LOCKWIRE, COLLARD AND SPRING RETAINING	13	10
33149	MOUNT, FLYWHEEL HOUSING (RIGHT)	39	13	33653	FELT, BREAKER CAM LUBRICATOR	25	8
33261	SOLENOID SWITCH ASSEMBLY	11	45	33658	LEAD, PRIMARY	25	17
33261	SOLENOID SWITCH ASSEMBLY	15	48	33662	CONDENSER	25	12
33270	BRUSH, FIELD FRAME	9	28	33665	PLATE, MOUNTING - BREAKER ASSEMBLY ANS CONDENSER	25	10
33270	BRUSH, FIELD FRAME	15	28	33667	CAP, DISTRUBTOR	25	20
33283	HOLDER, FIELD FRAME BRUSH GROUND	15	27	34235	BREAKER ASSEMBLY, DISTRIBUTOR	25	13
33283	HOLDER, FIELD FRAME BUSH GROUND	9	27	34515	CAP, VALVE STEM	47	16
33284	HOLDER, INSULATED - FIELD FRAME BRUSH . . .	15	26	34518	SHIELD, VALVE SPRING CAP	47	18
33284	HOLDER, INSULATED - FIELD FRAME BRUSH GROUND	9	26	34519	ARM, ROCKER VALVE	47	22
33291	COLLAR, PINION STOP - DRIVE END HOUSING . . .	9	5	34543	VALVE, BY-PASS - OIL FILTER	43	--
33291	COLLAR, PINION STOP - DRIVE END HOUSING . . .	13	5	34623	OIL PRESSURE SENDER ASSEMBLY	3	17
33292	COLLAR, THRUST - DRIVE END HOUSING	9	3	35862	BLOCK, SPACER - FRONT MOUNTING BRACKET . . .	39	20
33292	COLLAR, THRUST - DRIVE END HOUSING	13	3	35864	COVER PLATE, FLYWHEEL HOUSING	39	3
33293	INSULATION, FIELD COIL . .	9	19	36405	OIL PUMP ASSEMBLY	47	37
33293	INSULATION, FIELD COIL . .	13	19	36525	WATER TEMPERATURE SENDER ASSEMBLY	3	21
33294	SUPPORT PACKAGE, GROUND AND INSULATED HOLDERS . . .	9	30	38333	CAP, FILLER - HYDRAULIC PUMP	55	2
33294	SUPPORT PACKAGE, GROUND AND INSULATED HOLDERS . . .	15	30	38766	PULLEY, DRIVE END FRAME	21	3
33295	FRAME, COMMUTATOR END - LOWER	9	24	38983	SWIVEL, LINK ROD TO CARBURETOR	27	22
33295	FRAME, COMMUTATOR END - LOWER	13	24	39332A1	COVER ASSEMBLY, PUSH ROD	47	34
33297	LEVER, SHIFT	15	38	45490	GAUGE ASSEMBLY, OIL LEVEL (DIPSTICK)	47	32
				45537	COVER, SOLENOID SWITCH	15	51
				45586	WATER SHUTTER	59	7
				45798	BRACKET, SUPPORT - WATER SEALING	59	2
				45915	TERMINAL BLOCK	41	40

PARTS INDEX

Part Number	Description	Pg.	Ref. No.	Part Number	Description	Pg.	Ref. No.
46744	LIFTER, HYDRAULIC - TRAPPET	45	6	56935	STATOR ASSEMBLY	21	15
46891	FIELD COIL ASSEMBLY ...	9	21	56938	DIODE TRIO	21	22
47587A2	BLOCK ASSEMBLY, WATER DISTRIBUTION - CYLINDER HEAD	35	31	56939	RECTIFIER BRIDGE	21	18
47957	CONNECTOR, VENT HOSE .	47	5	56942	HOLDER AND BRUSH ASSEMBLY	21	34
48024	BRACKET, CONDENSER MOUNTING	25	--	56954	FRAME, DRIVE END	21	6
48272	FIELD COIL ASSMELBY ...	13	21	56956	PLATE, BALL BEARING RETAINER	21	9
48786	BRACKET, MOUNTING - HYDRAULIC PUMP (90) ..	51	24	57638	BAFFLE, ROCKER COVER .	47	7
48787	BRACE, ADJUSTING - HYDRAULIC PUMP	51	26	58217	ROTOR, DISTRIBUTOR	25	18
49089	DIAPHRAGM KIT, FUEL PUMP	29	3	58284	ROD, PUSH - VALVE	47	28
49181	PULLEY, HYDRAULIC PUMP	51	21	58296	CONDENSER	21	29
49181	PULLEY, HYDRAULIC PUMP	53	26	58333	BRACE, ALTERNATOR TO EXHAUSE MANIFOLD (FRONT)	5	17
49288	OIL FILLER CAP ASSEMBLY, ROCKER COVER	47	13	59078	THERMOSTAT	35	37
49535	OIL COOLER	51	7	59340	BALL UNIT, ROCKER VALVE ARM STUD	47	21
49535	OIL COOLER	53	8	59341	COVER ASSEMBLY, CRANKCASE	49	42
52075	BRACKEET, THROTTLE RETURN SPRING	27	16	60096	SLEEVE, TERMINAL END COVER	25	--
52146	SCREEN ASSEMBLY, OIL PUMP	49	39	60252	END CAP/CONNECTOR, EXHAUST MANIFOLD (FRONT)	35	12
52349	PULLEY, WATER PUMP ...	45	11	60372A1	COVER ASSEMBLY, THERMOSTAT - WATER DIST. BLOCK	35	39
52365	VALVE, INLET (STANDARD STEM)	47	29	60502	BRACKET, MOUNTING - POWER STEERING	57	44
52366	VALVE, INLET (.015 O.S. STEM)	47	29	60686	LEAD, FIELD FRAME BRUSH	9	32
52367	VALVE, EXHAUST (STANDARD STEM)	47	30	60686	LEAD, FIELD FRAME BRUSH	15	32
52368	VALVE, EXHAUST (.015 O.S. STEM)	47	30	60687	SOLENOIDD SWITCH ASSEMBLY	11	45
52583A1	OIL PAN ASSEMBLY	49	46	60689	FRAME ASSEMBLY, SLIP RING END	23	41
52734	BAIL, FLAME ARRESTOR TO CARBURETOR	29	11	60692	TERMINAL PACKAGE, BATTERY	21	27
52779	VALVE, POWER STEERING (B-25-58226A1 SEAL REPAIR KIT)	55	9	60694	SCREEN, DRIVE END FRAME	21	14
53113A2	EXHAUST ELBOW ASSEMBLY	59	1	60717	SUPPORT, OIL PUMP	49	--
53114	EXHAUST BELLOWS, UPPER	59	5	62253	BRACKET, OIL COOLER ...	53	3
53404	COVERING, CHOKE PIPE ..	29	21	62426	SCREEN, VENT - DISTRIBUTOR HOUSING .	25	2
54111	OIL FILTER ASSEMBLY	49	41	63145A1	LINK ROD, CARBURETOR .	27	21
54671	BRACE, STARTER MOTOR .	5	4	63770	TAB, HARNESS ATTACHING	3	7
55045	BALANCER, HARMONIC ...	45	23	63857A1	BRACKET ASSEMBLY, ALTERNATOR MOUNTING	5	28
55103	CYLINDER, BOOSTER(B-25-58224A1 SEAL REPAIR KIT)	55	7	64804	LINK ROD, THROTTLE	27	18
55106	BRACKET, MOUNTING _ TRANSOM PLATE	55	24	65059A1	FLYWHEEL HOUSING ASSEMBLY, REAR MOUNTING	39	1
55107	COLLAR, CLAMPING	55	27	65142A1	WATER PUMP ASSEMBLY .	45	7
55110	ADAPTOR, CABLE GUIDE TUBE (DUAL)	55	16	65515A1	POWER STEERING MOUNTING KIT SEE NOTE	51	-
55114	CLEVIS, ROD END	55	31	65515A2	POWER STEERING MOUNTING KIT SEE NOTE	51	-
56430	BRACKET, OIL COOLER ...	51	3	65606	BRACKET, MOUNTING - HYDRAULIC PUMP	51	14
56934	ROTOR	21	17				

PARTS INDEX

Part Number	Description	Pg.	Ref. No.	Part Number	Description	Pg.	Ref. No.
65608	PULLEY, WATER CIRCULATING PUMP (1-3/4" PULLEY BOLT PATTERN)	53	2	75665	ARMATURE	13	16
65635	COVER ASSEMBLY, ROCKER	47	1	76351A1	EXHAUST ELBOW ASSEMBLY	35	22
65897A1	POWER STEERING MOUNTING KIT SEE NOTE	53	-	78385	VOLTAGE REGULATOR, TRANSISTOR	23	39
65897A2	POWER STEERING MOUNTING KIT SEE NOTE	53	-	78386	BOOT, VOLTAGE REGULATOR TERMINALS	23	--
65970	BRACKET, IGNITION COIL MOUNTING	25	33	78387	COVER ASSEMBLY, SLIP RING END	23	44
67850	EYE, LIFTING - CYLINDER BLOCK	39	14	78388	CONNECTOR	23	--
68039	BRACKET, CIRCUIT BREAKER	53	23	78389	BRACKET, CONNECTOR ATTACHING	23	--
68040	BRACKET, MOUNTING - HYDRAULIC PUMP	53	15	78403A1	ALTERNATOR ASSEMBLY, COMPLETE (MOTOROLA)	19	-
68041	BRACE, TENSION - HYDRAULIC PUMP	53	29	78403A2	ALTERNATOR ASSEMBLY .	5	16
68606	ARMATURE	13	16	78890	LEVER, THROTTLE - MOUNTING BRACKET . . .	27	8
68607	ARMATURE	13	16	79205	DRIVE ASSEMBLY, CLUTCH - ARMATURE	13	6
68608	DRIVE ASSEMBLY, CLUTCH - ARMATURE	13	6	79206	HOUSING, DRIVE END	13	1
68609	DRIVE ASSEMBLY, CLUTCH - ARMATURE	13	6	79211	FRAME, COMMUTATOR END - LOWER	15	24
70127	BRACKET, MOUNTING - THROTTLE LINKAGE	27	1	79212	FIELD COIL ASSEMBLY	13	21
71317A1	HYDRAULIC PUMP ASSEMBLY, POWER STEERING	55	1	79396	PLATE, BEARING	13	11
7133A11	POWER STEERING KIT (MERCUISER I - TRANSOM MOUNTED)	55	-	86234	FUEL PUMP ASSEMBLY	29	1
71693	ARMATURE	9	16	86270	FLAME ARRESTOR	29	15
71693	ARMATURE	13	16	86924	BRACKET, CIRCUIT BREAKER	3	12
71696	HOUSING, DRIVE END	9	1	87300	BRACKET, STARTER MOTOR	5	7
71696	HOUSING, DRIVE END	13	1	87581	DISTRIBUTOR ASSEMBLY, COMPLETE	25	1
71697	FIELD COIL ASSEMBLY	9	21	87597	MAIN SHAFT AND WEIGHT PLATE	25	4
71698	LEVER, SHIFT	15	38	87717A1	TUBE, OIL LEVER GAUGE	47	33
71698	LEVER, SHIFT - DRIVE END HOUSING	11	38	89902	SOLENOID SWITCH ASSEMBLY	15	48
71704	FRAME, DRIVE END	21	6	90667	COLLAR, SHAFT - BETWEEN FAN AND PULLEY	21	2A
72624	CLAMP UNIT, DISTRIBUTOR	25	41	90668	SCREEN, DRIVE END FRAME	21	14
72654	RETAINER, BREAKER CAM LUBRICATOR FELT	25	-	90669	PULLEY, DRIVE END FRAME	21	3
73483	PULLEY, WATER CIRCULATING PUMP (2-1/8" PULLEY BOLT PATTERN)	51	2	90670	COVER ASSEMBLY, SLIP RING END	23	44
73483	PULLEY, WATER CIRCULATING PUMP (2-1/8" PULLEY BOLT PATTERN)	53	2	90671	CONNECTOR	23	--
73571A2	BRACKET ASSEMBLY, FRONT MOUNTING	39	17	90923	BRACKET, SIRCUIT BREAKER	3	12
73813A1	END CAP, EXHAUST MANIFOLD (REAR)	35	18	N.S.S.	AIR HORN (ROCHESTER #7041370)	31	1
73873	PULLEY, HYDRAULIC PUMP	55	3	N.S.S.	ALTERNATOR ASSEMBLY, COMPLETE (DELCO REMY #1102939)	21	-
75664	FIELD COIL ASSEMBLY	13	21	N.S.S.	ALTERNATOR ASSEMBLY, COMPLETE (DELCO REMY #1103113)	21	-
				N.S.S.	ALTITUDE KIT (10,000 FT.) - ROCHESTER #7025962	33	--
				N.S.S.	COIL, SHUNT - FIELD COIL (DELCO REMY #1935131)	9	22

PARTS INDEX

Part Number	Description	Pg.	Ref. No.	Part Number	Description	Pg.	Ref. No.
N.S.S.	COLLAR, CLUTCH DRIVE (DELCO REMY #1904443)	13	9	N.S.S.	SHOE, POLE _ FIELD SOIL (DELCO REMY #1931129)	13	17
N.S.S.	COLLAR, DRIVE END FRAME - INNER (DELCO REMY #1963139)	21	12	N.S.S.	STUD, SHIFT LEVER TO DRIVE END HOUSING	15	41
N.S.S.	COLLAR, DRIVE END FRAME - OUTER (DELCO REMY #1959991)	21	5	N.S.S.	VENTURI CLUSTER ASSEMBLY, FLOAT BOWL (ROCHESTER #7031949)	31	15
N.S.S.	CONNECTOR, FIELD COIL LEAD SCREW (DELCO REMY #1963519)	11	68	10-20055	SCREW, HARNESS LEADS TO ALTERNATOR (3/8")	3	2
N.S.S.	CONNECTOR, FIELD COIL LEAD SCREW (DELCO REMY #1963519)	17	71	10-20189	SCREW, TERMINAL BLOCK TO FLYWHEEL HOUSING (3/4")	41	41
N.S.S.	COVER, SOLENOID SWITCH (DELCO REMY #1935167)	11	48	10-20362	BOLT, MOUNTING BRACKET TO EXHAUST MANIFOLD (1 1/2")	27	6
N.S.S.	COVER, SOLENOID SWITCH (DELCO REMY #1963525)	11	48	10-20776	SCREW, BREAKER TO PUMP MOUNT (1/4-28 X 1/2")	53	24
N.S.S.	LEVER ASSEMBLY, CHOCKE PISTON (ROCHESTER #7010051)	33	55	10-21077	SCREW, CIRCUIT BREAKER BRACKET TO CYLINDER HEAD (7/8")	3	15
N.S.S.	PIN, GROUND AND INSULATION HOLDER TO SUPPORT (DELCO REMY #)	9	31	10-21077	SCREW, WATER DISTRIBUTION BLOCK TO CYLINDER HEAD (7/8")	35	35
N.S.S.	PIN, HINGE - FLOAT TO AIR HORN (ROCHESTER #7002081)	31	11	10-24234	SCREW, END CAP/CONNECTOR TO EXH. MANIFOLD (1")	35	14
N.S.S.	PLATE, BEARING (DELCO REMY #1956939)	9	11	10-24637	SCREW, CIRCUIT BREAKER TO BRACKET (1")	3	13
N.S.S.	PLATE, BEARING (DELCO REMY #1956939)	13	11	10-24963	SCREW, SOLENOID SWITCH TO DRIVE END HOUSING	15	47
N.S.S.	PUMP SHAFT AND LEVER ASSEMBLY, AIR HORN (ROCHESTER #7036764)	31	29	10-25038	BOLT, MOUNTING BRACKET TO EXHAUST MANIFOLD (7/8")	27	5
N.S.S.	ROD, CHOKE (ROCHESTER #7025667)	33	47	10-25299	SCREW, END CAP TO EXHAUST MANIFOLD (3/4")	35	20
N.S.S.	ROD, PUMP (ROCHESTER #7036759)	31	30	10-26065	SCREW, WIRING HARNESS CLIP TO COVER PLATE (1")	39	12
N.S.S.	SCREW, POLE SHOE TO FIELD COIL (DELCO REMY #1968396)	13	18	10-26486	SCREW, FRONT MOUNTING BRACKET TO CYLINDER BLOCK (2 3/8")	39	24
N.S.S.	SCREW, SUPPORT TO FIELD FRAME (DELCO REMY #274738)	9	33	10-26487	SCREW, STARTER MOTOR BRACKET TO CYL. BLOCK	5	8
N.S.S.	SCREW, SUPPORT TO FIELD FRAME (DELCO REMY #274738)	15	33	10-26632	SCREW, FLYWHEEL HOUSING TO CYLINDER BLOCK (1/4")	39	7
N.S.S.	SCREW, VENTURI CLUSTER TO FLOAT BOWL (CENTER)--ROCHESTER #7	31	17	10-27165	SCREW, CLUMB FASTENING (3/8-16 X 3/4")	53	5
N.S.S.	SCREW, VENTURI CLUSTER TO FLOAT BOWL (OUTER)--ROCHESTER #70	31	19	10-27165	SCREW, IGNITION COIL TO CYLINDER BLOCK	25	38
N.S.S.	SHOE, POLE - FIELD COIL (DELCO REMY #1931129)	9	17	10-27304	SCREW, RETAINER PLATE TO DRIVE END FRAME	21	10
N.S.S.	SHOE, POLE - FIELD COIL (DELCO REMY #810601)	13	17	10-28713	SCREW, SOLENOID SWITCH TO DRIVE END HOUSING	11	44
				10-28713	SCREW, SOLENOID SWITCH TO DRIVE END HOUSING	15	47

PARTS INDEX

Part Number	Description	Pg.	Ref. No.	Part Number	Description	Pg.	Ref. No.
10-29240	SCREW, WIRING HARNESS CLAMP FASTENING (5/8")	35	16	10-34277	SCREW, COVER TO CYLINDER BLOCK (7/16")	49	45
10-31832	SCREW, MOUNTING BRACKET TO TRANSOM PLATE	55	25	10-34277	SCREW, TIMING GEAR TO CAMSHAFT (1/2")	45	5
10-32079	SCREW, CLIP TO ROCKER COVER	29	8	10-34353	SCREW, ADJ. BRACE TO HYDRAULIC PUMP (3/8-16 X 1")	51	31
10-32248	SCREW, COVER TO SOLENOID SWITCH (7/16")	17	67	10-34353	SCREW, BRACKET TO HYDRAULIC PUMP (3/8-16 X 1")	51	17
10-32557	SCREW, BRACKET AND SPACER BLOCK TO CYL. BLOCK (4 1/2")	39	21	10-34353	SCREW, BRACKET TO HYDRAULIC PUMP (3/8-16 X 1")	53	18
10-33042	SCREW, FAST IDLE CAM TO FLOAT BOWL	33	46	10-34354	SCREW, BRACKET TO HYDRAULIC PUMP (3/8-16 X 1 1/2")	53	19
10-33043	SCREW, AIR HORN TO FLOAT BOWL (SHORT)	31	3	10-34354	SCREW, MOUNTING BRACKET TO ENGINE (3/8-16 X 1 1/2")	53	16
10-33045	SCREW, CHOKE VALVE TO CHOKE SHAFT	33	51	10-34471	SCREW, WATER PUMP TO CYLINDER BLOCK (1 1/2")	45	9
10-33047	SCREW, AIR HORN PUMP LEVER	31	28	10-34500	SCREW, OIL PAN TO CYLINDER BLOCK (5/16")	49	49
10-33047	SCREW, STAT COVER AND COIL TO CHOKE HOUSING	33	64	10-34505	SCREW, WATER PUMP TO CYLINDER BLOCK (7/8")	45	10
10-33048	SCREW, AIR HORN TO FLOAT BOWL (LONG)	31	4	10-34510	BOLT, CYLINDER HEAD TO CYLINDER BLOCK	47	26
10-33052	SCREW, THROTTLE BODY TO FLOAT BOWL	33	43	10-34544	BOLT, STARTER MOTOR MOUNTING (1 15/16")	5	3
10-33053	SCREW, CHOKE HOUSING TO AIR HORN	33	54	10-34613	SCREW, FLYWHEEL HOUSING TO CYLINDER BLOCK (1 3/4")	39	8
10-33056	SCREW, CHOKE PISTON LEVER TO CHOKE HOUSING	33	56	10-35169	SCREW, DISTRIBUTOR TO CYLINDER BLOCK	25	40
10-33231	SCREW, PLUG - EXHAUST MANIFOLD (1/2")	35	7	10-35208	LOCKWASHER, RETAINER PLATE SCREW	21	11
10-33248	SCREW, COVER TO SOLENOID SWITCH (7/16")	11	64	10-35339	SCREW, OIL PUMP TO CYLINDER BLOCK (3/4")	47	38
10-33286	BOLT, THRU - COMMUATOR END TO DRIVE END HOUSING	9	25	10-35366	SCREW, OIL PUMP SCREEN SUPPORT CLAMPING	49	--
10-33286	BOLT, THRU - COMMUTATOR END TO DRIVE END HOUSING	15	25	10-35585	SCREW, HARNESS TO ROCKER COVER	3	8
10-33296	BOLT, THRU - COMMUTATOR END TO DRIVE END HOUSING	9	25	10-35585	SCREW, ROCKER COVER TO CYLINDER HEAD (3/4")	47	3
10-33296	BOLT, THRU - COMMUTATOR END TO DRIVE END HOUSING	15	25	10-35765	SCREW, COOLER MOUNTING (5/16-18 X 3/4") - 120 & 140	51	4
10-33322	BOLT, THRU - SLIP RING END FRAME TO DRIVE END FRAME	23	48	10-35765	SCREW, OIL COOLER BRACKET (5/16-18 X 3/4")	51	4
10-33648	SCREW, MOUNTING PLATE TO PRIMARY HOUSING	25	11	10-37612	SCREW, BRACE TO HYDRAULIC PUMP (3/8-16 X 1 1/4")	53	30
10-33650	SCREW, BREAKER ASSEMBLY TO MOUNTING PLATE	25	14	10-37612	SCREW, BRACKET TO HYDRAULIC PUMP (3/8-16 X 1 1/4")	51	16
10-33660	SCREW, DISTRIBUTOR CAP TO PRIMARY HOUSING (8-32)	25	22	10-37612	SCREW, CLAMPING (1 1/4")	55	12
				10-37612	SCREW, MOUNTING BRACKET TO ENGINE (3/8-16 X 1 1/4")	51	25

PARTS INDEX

Part Number	Description	Pg.	Ref. No.	Part Number	Description	Pg.	Ref. No.
10-38028	SCREW, RETAINER PLATE TO DRIVE END FRAME . .	21	10	10-56963	SCREW, SCREEN TO COVER	23	46
10-38507	SCREW, STEP - THROTTLE LEVER TO MOUNTING BRACKET	27	12	10-60300	SCREW, COOLER MOUNTING (1/4-28 X 3/4") - 165	51	4
10-38627	SCREW, ROCKER COVER TO CYLINDER HEAD (5/8")	47	3	10-60374	SCREW, THERMOSTAT COVER ATTACHING (1 3/4")	35	40
10-39783	SCREW, PUSH ROD TO CYLINDER BLOCK	47	35	10-60504	BOLT, POWER STEERING BRACKET TO TRANSOM PLATE	57	45
10-45488	SCREW, FUEL PUMP TO CYLINDER BLOCK (3/4") .	29	5	10-60684	SCREW, POLE SHOE TO FIELD COIL	9	18
10-45546	SCREW, FIELD COIL LEAD TO SOLENOID SWITCH (1")	11	66	10-60685	SCREW, BRUSH LEAD TO FIELD FRAME BRUSH . . .	15	29
10-45546	SCREW, FIELD COIL LEAD TO SOLENOID SWITCH (1")	17	69	10-60685	SCREW, RUCH LEAD TO FIELD FRAME BRUSH . . .	9	29
10-45813	SREW, SUPPORT BRACKET TO EXHAUST ELBOW (1/2")	59	3	10-60691	SCREW, BRUSH HOLDER ATTACHING - INSULATED	23	36
10-46717	BOLT, CRANKSHAFT BEARING CAP TO CYL. BLOCK (2 31/32")	43	16	10-60693	SCREW, CONDENSER ATTACHING	21	31
10-46718	SCREW, WIRING HARNESS PLATE TO MOUNTING BRACKET (3/4")	3	6	10-60693	SCREW, CONDENSER LEAD TERMINAL ATTACHING . .	21	32
10-47277	SCREW, COVER PLATE TO FLYWHEEL HOUSING (3/4")	39	4	10-60992	SCREW, EXHAUST ELBOW ATTACHING (1 1/4")	59	8
10-47277	SCREW, PULLEY TO WATER PUMP (3/4")	45	12	10-62568	SCREW, BAFFLE TO ROCKER COVER (3/8") . .	47	8
10-47688	SCREW, MOUNTING BRACKET TO ENGINE (3/8-16 X 2 3/4")	51	15	10-62568	SCREW, ROTARY TRIM SENDER LEADS	41	43
10-48021	SCREW, CONDENSER BRACKET ATTACHING . .	25	--	10-63826	SCREW, BRACE TO ENGINE MOUNT (3/8-16 X 2 1/2") .	53	34
10-48266	SCREW, FIELD COIL LEAD TO SOLENOID SWITCH (7/16")	11	66	10-64969	SCREW, THROTTLE STOP .	27	1A
10-48266	SCREW, FIELD COIL LEAD TO SOLENOID SWITCH (7/16")	17	69	10-65027	SCREW, FLAME ARRESTOR TO CARBURETOR BAIL (1")	29	12
10-49956	SCREW, DRAIN - OIL PAN .	49	50	10-66652	SCREW, MOUNTING BRACKET TO COIL	25	34
10-52143	SCREW, EXHAUST MANIFOLD TO CYLINDER HEAD (4 3/4")	35	8	10-67462	SCREW, ROD END CLEVIS TO STEERING ARM (2 1/4")	55	32
10-52269	BOLT, CONNECTING ROD BEARING CAP	45	17	10-68612	SCREW, BEARING PLATE ATTACHING	9	14
10-52904	SCREW, BRUSH LEAD TO FIELD FRAME BRUSH (8-18 X 5/8")	9	29	10-69028	SCREW, STARTER SOLENOID TO MOUNTING BRACKET (3/4")	3	27
10-52904	SCREW, BRUSH LEAD TO FIELD FRAME BRUSH (8-18 X 5/8")	15	29	10-71702	SCREW, RECTIFIER BRIDGE ATTACHING	21	19
10-54528	SCREW, LIFTING EYE TO CYLINDER BLOCK	39	15	10-71703	SCREW, BRUSH HOLDER ATTACHING - GROUND . .	21	25
10-54689	SCREW, BRACKET TO ADJUSTING BRACE (3/8-24 X 1 3/4")	51	27	10-72607	SCREW, OIL PAN TO CYLINDER BLOCK (1/4") .	49	48
				10-75659	SCREW, BEARING PLATE . .	13	14
				10-79209	SCREW, BEARING PLATE ATTACHING	13	14
				10-94435	BOLT, STARTER MOTOR MOUNTING (4 21/32") . . .	5	2
				11-20110	NUT, LINK ROD TO CARBURETOR SWIVEL . .	27	25
				11-20110	NUT, THROTTLE LEVER STUD	27	11

PARTS INDEX

Part Number	Description	Pg.	Ref. No.	Part Number	Description	Pg.	Ref. No.
11-20220	NUT, FRONT MOUNTING BRACKET ADJUSTING STUD (TOP)	39	33	11-32219	NUT, SOLENOID SWITCH TERMINAL (3/8-16)	5	11
11-20586	NUT, FLAME ARRESTOR MOUNTING STUD (TOP)	29	17	11-32882	NUT, FRONT MOUNTING BRACKET ADJUSTING STUD	39	34
11-20586	NUT, THROTTLE CABLE ANCHOR STUD	27	4	11-33122	NUT, THROTTLE STOP SCREW	27	1B
11-20664	NUT, STARTER SOLENOID SCREW	3	29	11-33272	NUT, FAN AND PULLEY TO ROTOR	21	1
11-20890	NUT, ALTERNATOR TERMINAL	7	32	11-34516	NUT, ROCKER VALVE ARM STUD	47	20
11-20958	NUT, POWER STEERING BRACKET SCREW	57	47	11-34933	NUT, FLYWHEEL STUD	45	28
11-21825	NUT, SOLENOID ATTACHING SCREW	7	37	11-37493	NUT, CONNECTING ROD CAP BOLT	45	18
11-21923	NUT, DIODE TRIO TO RECTIFIER BRIDGE TERMINAL	21	24	11-37984	NUT, CABLE GUIDE TUBE	55	21
11-21923	NUT, SWITCH TERMINAL STUD (8-32)	11	62	11-40020--4	NUT, SOLENOID SWITCH TERMINAL (METRIC M10 X 1.5)	5	11
11-21923	NUT, SWITCH TERMINAL STUD (8-32)	17	65	11-45812	NUT, SUPPORT BRACKET SCREW	59	4
11-23161	NUT, ALTERNATOR BRACE STUD	5	20	11-46438	NUT, CIRCUIT BREAKER ATTACHING SCREW	3	14
11-23161	NUT, ALTERNATOR SCREW	5	26	11-46793	NUT, COVER PLATE SCREW	39	5
11-23161	NUT, MOUNTING BRACKET STUD	5	30	11-47525	NUT, FRONT MOUNTING BRACKET ADJ. STUD (BOTTOM)	41	39
11-25269	NUT, MOUNTING BRACKET SCREW	51	30	11-49197	NUT, BOOSTER CYLINDER SHAFT	55	39
11-25899	NUT, PULLEY TO HYDRAULIC PUMP	51	23	11-49197	NUT, MOUNTING BRACKET SCREW	55	30
11-25899	NUT, PULLEY TO HYDRAULIC PUMP	53	28	11-49662	NUT, ROD END CLEVIS SCREW	55	35
11-26419	NUT, SOLENOID SWITCH TERMINAL (8-32)	5	12	11-49838	NUT, EXHAUST ELBOW TO EXHAUST MANIFOLD STUD	35	28
11-26484	NUT, OIL COOLER BRACKET SCREW	51	6	11-49838	NUT, EXHAUST MANIFOLD STUD	35	11
11-26484	NUT, SHIFT LEVER STUD	15	43	11-55111	NUT, DUAL ADAPTOR TO POWER STEERING VALVE	55	18
11-27164	NUT, TERMINAL BLOCK SCREW	41	42	11-64809	NUT, BRACE STUD	5	6
11-28040	NUT, VALVE ADAPTOR STUD	57	43	11-68219	NUT, CIRCUIT BREAKER STUD	3	10
11-28941	NUT, FLAME ARRESTOR SCREW	29	14	11-68219	NUT, IGNITION COIL TERMINAL	25	37
11-29250	NUT, CARBURETOR MOUNTING STUD	29	26	11-68219	NUT, RESISTOR TERMINAL STUD (10-32)	11	52
11-30968	NUT, SUPPORT SCREW	11	35	11-68219	NUT, RESISTOR TERMINAL STUD (10-32)	17	55
11-30968	NUT, SUPPORT SCREW	15	35	11-68219	NUT, STARTER MOTOR TERMINAL (1/4-20)	5	15
11-32219	NUT, BATTERY AND MOTOR TERMINAL STUD (3/8-16)	11	56	11-68219	NUT, STARTER MOTOR TERMINAL (10-32)	5	15
11-32219	NUT, BATTERY AND MOTOR TERMINAL STUD (3/8-16)	17	59	11-68219	NUT, STARTER SOLENOID TERMINAL (10-32)	3	26
11-32219	NUT, BATTERY TERMINAL STUD (3/8-16)	17	61	11-68219	NUT, WATER SENDER/OIL PRESSURE SENDER TERM. (10-32)	3	19
11-32219	NUT, BRACKET AND FLYWHEEL HOUSING SCREW	39	10	11-68292	NUT, STARTER SOLENOID TERMINAL (5/16")	3	24
				11-71701	NUT, BRACKET ATTACHING	23	--

PARTS INDEX

Part Number	Description	Pg.	Ref. No.	Part Number	Description	Pg.	Ref. No.
12-20086	WASHER, BOOSTER CYLINDER STAFF	55	38	12-33258	WASHER, LEATHER - COMMUTATOR END FRAME	9	23
12-20086	WASHER, MOUNTING BRACKET SCREW	55	29	12-33258	WASHER, LEATHER - COMMUTATOR END FRAME	13	23
12-20553	WASHER, ALTERNATOR BRACE STUD	5	19	12-33279	WASHER, PLASTIC - COVER SCREW	11	65
12-20553	WASHER, EXHAUST MANIFOLD SCREW	35	9	12-33279	WASHER, PLASTIC - SWITCH TERMINAL STUD (#8)	11	61
12-20553	WASHER, MOUNTING BRACKET STUD	5	29	12-33279	WASHER, PLATIC - COVER SCREW	17	68
12-20553	WASHER, THROTTLE LEVER STEP SCREW (3/8" O.D.)	27	14	12-33279	WASHER, PLATIC - SWITCH TERMINAL STUD (#8)	17	64
12-20583	WASHER, HARNESS TO ROCKER COVER SCREW	3	9	12-33289	WASHER, BATTERY AND MOTOR TERMINAL STUD (3/8")	11	55
12-20583	WASHER, ROCKER COVER SCREW	47	9	12-33289	WASHER, BATTERY AND MOTOR TERMINAL STUD (3/8")	17	58
12-20959	WASHER, FRONT MOUNTING BRACKET ADJUSTING STUD	39	30	12-34931	WASHER, FRONT MOUNTING BRACKET SCREW	39	26
12-20959	WASHER, POWER STEERING BRACKET SCREW	57	46	12-35935	WASHER, FLYWHEEL STUD	45	27
12-20959	WASHER, VALVE ADAPTOR STUD	57	42	12-35950	WASHER, LINK ROD TO CARBURETOR SWIVEL	27	23
12-21901	WASHER, HYDRAULIC PUMP PALLEY	53	27	12-35950	WASHER, THROTTLE LEVER STUD (7/16" O.D.)	27	9
12-21907	WASHER, HYDRAULIC PUMP PULLEY	51	22	12-36103	WASHER, FRONT MOUNTING BRACKET ADJUSTING STUD	39	28
12-22248	WASHER, BRACKET ANS SPACER BLOCK SCREW	39	23	12-36104	WASHER, RUBBER - FRONT MOUNTING BRACKET ADJUSTING STUD	39	32
12-24664	WASHER, THROTTLE CABLE ANCHOR STUD	27	3	12-36275	WASHER, ROTOR	25	19
12-24676	WASHER, WIRING HARNESS CLAMP SCREW	35	17	12-36533	WASHER, THERMOSTAT COVER SCREW	37	41
12-25909	WASHER, MOUNTING BRACKET SCREW	51	19	12-37985	WASHER, CABLE GUIDE TUBE	55	20
12-25970	WASHER, ALTERNATOR TO BRACKET	5	25	12-47533	WASHER, SHIM - PIVOT SHAFT	57	48
12-25970	WASHER, MOUNTING BRACKET SCREW	53	21	12-55149	WASHER, STARTER MOTOR BRACKET SCREW	5	10
12-25970	WASHER, MOUNTING BRACKET SCREW	53	32	12-56947	WASHER, SPONGE NEOPRENE - BATTERY TERMINAL (1-1/4" O.D.)	21	28
12-26168	WASHER, ALTERNATOR BRACE SCREW	5	22	12-56958	WASHER, GREASE SLINGER - DRIVE END FRAME	21	8
12-27985	WASHER, STARTER MOTOR TERMINAL (1/4")	5	14	12-57792	WASHER, THROTTLE LEVER STEP SCREW (21/64" I.D.)	27	13
12-29245	WASHER, FLAME ARRESTOR SCREW	29	13	12-58220	WASHER, CAM AND SHAFT	25	6
12-30164	WASHER, HARNESS LEAD SCREW	3	4	12-62425	WASHER, BREAKER PLATE SUPPORT SCREW	25	11A
12-30164	WASHER, IGNITION COIL TERMINAL	25	35	12-68614	WASHER, BEARING PLATE	9	13
12-30164	WASHER, LINK ROD TO CARBURETOR SWIVEL	27	24	12-68614	WASHER, BEARING PLATE	13	13
12-30164	WASHER, THROTTLE LEVER STUD (3/8" O.D.)	27	10	12-68615	WASHER, SHIFT LEVER STUD	15	42

PARTS INDEX

Part Number	Description	Pg.	Ref. No.	Part Number	Description	Pg.	Ref. No.
12-96457	WASHER, BOOT ATTACHING (PHENOLIC)	5	30A	13-34383	LOCKERWASHER, RECTIFIER BRIDGE ATTACHING SCREW	21	20
13-20897	LOCKWASHER, DUAL ADAPTOR NUT	55	17	13-34383	LOCKWASHER, DIODE TRIO TO RECTIFIER BRIDGE TERMINAL	21	23
13-21547	LOCKWASHER, THROTTLE BODY SCREW	33	44	13-34383	LOCKWASHER, GROUND BRUSH HOLDER SCREW	21	26
13-26992	LOCKWASHER, ALTERNATOR TERMINAL	7	31	13-35048	LOCKWASHER, BRACKET SCREW	5	9
13-26992	LOCKWASHER, CIRCUIT BREAKER SCREW	53	25	13-35048	LOCKWASHER, EXHAUST E;BOW SCREW	59	9
13-26992	LOCKWASHER, OIL COOLER MOUNTING SCREW	51	5	13-35048	LOCKWASHER, MOUNTING BRACKET SCREW	53	20
13-26992	LOCKWASHER, SOLENOID ATTACHING SCREW	7	36	13-35048	LOCKWASHER, OIL COOLER CLAMP SCREW	53	6
13-26993	LOCKWASHER, STARTER SOLENOID TERMINAL (5/16")	3	23	13-35048	LOCKWASHER, TENSION BRACE SCREW	53	31
13-26995	LOCKWASHER, FIELD COIL LEAD SCREW	11	67	13-35048	WASHER, MOUNTING BRACKET SCREW	53	17
13-26995	LOCKWASHER, FIELD COIL LEAD SCREW	17	70	13-35208	LOCKWASHER, CREEN SCREW	23	47
13-26995	LOCKWASHER, SOLENOID SWITCH TERMINAL	5	13	13-37459	LOCKWASER, CLAMPING SCREW	55	13
13-26995	LOCKWASHER, SWITCH TERMINAL STUD (#8)	11	63	13-37459	LOCKWASHER, ADJUSTING BRACE SCREW	51	32
13-26995	LOCKWASHER, SWITCH TERMINAL STUD (#8)	17	66	13-37459	LOCKWASHER, BATTERY TERMINAL STUD (3/8")	11	57
13-26995	LOCKWASHER, VENTURI CLUSTER SCREW (OUTER)	31	20	13-37459	LOCKWASHER, BATTERY TERMINAL STUD (3/8")	17	60
13-26996	LOCKWASHER, AIR HORN SCREW	31	5	13-37459	LOCKWASHER, BRACKET AND FLYWHEEL HOUSING SCREW	39	9
13-26996	LOCKWASHER, BEARING PLATE SCREW	13	15	13-37459	LOCKWASHER, CIRCUIT BREAKER BRACKET SCREW	3	16
13-26996	LOCKWASHER, HARNESS LEAD SCREW	3	3	13-37459	LOCKWASHER, EXHAUST ELBOW TO EXHAUST MANIFOLD STUD	35	27
13-26996	LOCKWASHER, IGNITION COIL TERMINAL	25	36	13-37459	LOCKWASHER, FRONT MOUNTING BRACKET SCREW	39	25
13-26996	LOCKWASHER, RESISTOR TERMINAL STUD (#10)	11	51	13-37459	LOCKWASHER, MOUNTING BRACKET SCREW	51	18
13-26996	LOCKWASHER, RESISTOR TERMINAL STUD (#10)	17	54	13-37459	LOCKWASHER, MOUNTING BRACKET SCREW	51	29
13-26996	LOCKWASHER, STARTER MOTOR TERM (#10)	5	14	13-39107	LOCKWASHER, MOUNTING BRACKET BOLT	27	7
13-26996	LOCKWASHER, STARTER SOLENOID TERMINAL (#10)	3	25	13-39107	LOCKWASHER, PULLEY SCREW	45	13
13-26996	LOCKWASHER, SUPPORT SCREW	9	34	13-68611	LOCKWASHER, BEARING PLATE SCREW	9	15
13-26996	LOCKWASHER, SUPPORT SCREW	15	34	16-32808	STUD, FLYWHEEL TO ENGINE COUPLING (2 1/16")	45	25
13-26996	WASHER, WATER SENDER/OIL PRESSURE SENDER TERM. (#10)	3	18	16-33262	STUD, SWITCH TERMINAL (8-32)	11	59
13-31848	LOCKWAHER, MOUNTING BRACKET SCREW	55	26	16-33262	STUD, SWITCH TERMINAL (8-32)	17	62
13-32993	LOCKWASHER, BRACKET AND SPACER BLOCK SCREW	39	22				

PARTS INDEX

Part Number	Description	Pg.	Ref. No.	Part Number	Description	Pg.	Ref. No.
16-33299	STUD, MOTOR TERMINAL (3/8-16)	17	56	19-33041	WELCH PLUG, CHOKE HOUSING	33	60
16-33304	STUD, RESISTOR TERMINAL (10-32)	11	49	19-34270	PLUG, EXPANSION - CYLINDER BLOCK (1 5/8" DIA.)	43	2
16-33304	STUD, RESISTOR TERMINAL (10-32)	17	52	19-34271	PLUG, EXPANSION - CYLINDER BLOCK (2" DIA.)	43	2
16-34521	STUD, VALVE ROCKER ARM (.013 O.S.)	47	24	19-34272	PLUG, EXPANSION - CYLINDER HEAD (15/16" DIA.)	47	25
16-34522	STUD, VALVE ROCKER ARM (.003 O.S.)	47	24	19-34487	PLUG, PIPE - CYLINDER BLOCK (3/8")	43	4
16-36100	STUD, ADJUSTING - FRONT MOUNTING BRACKET ...	39	27	19-34488	PLUG, EXPANSION - CAMSHAFT BEARING HOLE	43	3
16-38525	STUD, ANCHOR - THROTTLE CABLE TO MOUNTING BRACKET ...	27	2	19-37531	PLUG, OIL CHANNEL - CYLINDER BLOCK	43	-
16-45536	STUD, BATTERY TERMINAL (3/8-16)	11	54	22-32561	PLUG, PIPE - EXHAUST MANIFOLD (1/4-18)	35	5
16-45537	STUD, BATTERY TERMINAL (3/8-16)	17	57	22-32802	PLUG, PIPE - CARBURETOR	29	23
16-46545	STUD, EXHAUST MANIFOLD TO EXHAUST ELBOW (1 3/4")	35	2	22-32802	PLUG, PIPE - EXHAUST ELBOW	35	24
16-52093	STUD, EXHAUST MANIFOLD TO CYLINDER HEAD (5 1/4")	35	10	22-32802	PLUG, PIPE - EXHAUST MANIFOLD (1/8-27)	35	3
16-52387	STUD, BRACE TO MOTOR AND CYLINDER BLOCK ..	5	5	22-32802	PLUG, PIPE - WATER DISTRIBUTION BLOCK ..	35	33
16-54177	STUD, ALTERNATOR BRACE TO EXHAUST MANIFOLD (1 3/8")	5	18	22-32803	PLUG, PIPE - WATER DISTRIBUTION BLOCK ..	35	32
16-55109	STUD, ADAPTOR - POWER STEERING VALVE	55	11	22-32974	ADAPTOR, OIL PRESSURE SENDER TO CYLINDER BLOCK	3	20
16-56826	STUD, ALTERNATOR BRK. (1 1/2")	5	27	22-33198A1	PLUG, EXHAUST ELBOW ..	35	25
16-70236	STUD, CARBURETOR MOUNTING - EXHAUST MANIFOLD (1 9/16")	29	25	22-37760	ELBOW, RETURN HOSE TO OIL COOLER	51	8
17-24198	PIN, PLUNGER TO SHIFT LEVER	11	42	22-37760	ELBOW, RETURN HOSE TO OIL COOLER	53	9
17-33049	PIN, CHOKE PISTON TO CHOKE PISTON LEVER ..	33	58	22-48118	PLUG, EXHAUST MANIFOLD ELBOW, WATER	35	4
17-33257	PIN, DOWEL - FIELD BRAME TO DRIVE END HOUSNG	11	37	22-53509	DISTRIBUTION BLOCK ..	35	36
17-33257	PIN, DOWEL - FIELD FRAME TO DRIVE END HOUSING	15	37	22-64425	FITTING, EXTENSION - CYLINDER BLOCK	43	18
17-33280	PIN, GROUND AND INSULATED HOLDER TO SUPPORT	15	31	22-67305	GREASE FITTING	55	10
17-33649	PIN, DRIVE GEAR TO MAIN SHAFT	25	5	22-70583	NUT, CHOCK PIPE TO CARBURETOR	29	22
17-35465	PIN, DOWEL - CYLINDER BLOCK TO CYLINDER HEAD	43	6	22-70584	FITTING, STEEL FUEL LINE	29	6
17-52798	PIN, CLEVIS - STEERING CABLE ATTACHING	57	40	22-73816	CONNECTOR, VENT TUBE TO CARBURETOR	29	1A
17-79207	PIN, PLUNGER TO SHIFT LEVER	15	45	22-73817	CONNECTOR, VENT TUBE TO FUEL PUMP	29	1B
18-32665	COTTER PIN, CLEVIS SCREW NUT	55	36	22-87238	FITTING, DRAIN - CYLINDER BLOCK	43	19
				23-33186	SPACER, MOUNTING BRACKET SCREW (1/4") ..	51	20
				23-33369	BUSHING, DRIVE END HOUSING	9	2
				23-33369	BUSHING, DRIVE END HOUSING	13	2
				23-33369	BUSHING, GEAR END - CLUTCH DRIVE (1 9/16") ..	9	7

PARTS INDEX

Part Number	Description	Pg.	Ref. No.	Part Number	Description	Pg.	Ref. No.
23-33369	BUSHING, GEAR END - CLUTCH DRIVE (1 9/16") .	13	7	23-85714	BEARING UNIT, CRANKSHAFT MAIN (.020 U.S.)	43	12
23-34469	BEARING, CAMSHAFT THRUST	45	3	23-85715	BEARING UNIT, CRANKSHAFT MAIN - REAR (STANDARD)	43	13
23-35168	BEARING, DISTRIBUTOR PILOT SHAFT	43	7	23-85718	BEARING UNIT, CRANKSHAFT MAIN - REAR (.010 U.S.)	43	13
23-35903	SPACER, FRONT MOUNTING BRACKET . . .	39	18	23-85719	BEARING UNIT, CRANKSHAFT MAIN - REAR (.020 U.S.)	43	13
23-36101	SPACER, FRONT MOUNTING BRACKET ADJUSTING STUD	39	31	24-33050	SPRING, IDLE ADJUSTING NEEDLE	31	39
23-36534	BUSHING, MOUNTING BRACKET SCREW	51	28	24-33265	SPRING, CONTRACT AND PUSH ROD TENSION . . .	11	47
23-36534	SPACER, TENSION BRACE SCREW (7/16")	53	33	24-33265	SPRING, CONTRACT AND PUSH ROD TENSION . . .	15	50
23-43293	BEARING UNIT, CAMSHAFT	43	8&9	24-33285	SPRING, FIELD FRAME BRUSH	11	36
23-46742	SPACER, FLYWHEEL HOUSING MOUNT	39	2	24-33285	SPRING, FIELD FRAME BRUSH	15	36
23-55118	SPACER, ROD AND CLEVIS SCREW	55	33	24-33368	SPRING, CLUTCH DRIVE . .	9	8
23-56777	SPACER, MOUNTING BRACKET SCREW (1") . .	53	22	24-33368	SPRING, CLUTCH DRIVE . .	13	8
23-60503	BUSHING, STEERING ARM .	55	37	24-35214	SPRING, VALVE	47	19
23-60652	SLEEVE, ADJUSTING - CABLE GUIDE TUBE	55	15	24-46889	SPRING, PLUNGER RETURN - SOLENOID SWITCH . . .	15	46
23-60775	SLEEVE, SPACER	55	14	24-46889	SPRING, PLUNGER RETURNE - SOLENOID SWITCH	11	43
23-60776	BUSHING, CLEVIS	55	34	24-48143	SPRING, FUEL FILTER	31	8
23-63894	SPACER, ALTERNATOR TO BRACKET	5	24	24-52082	SPRING, THROTTLE RETURN	27	15
23-71694	BUSHING, BEARING PLATE	9	12	24-56943	SPRING, TENSION - BRUSHES	23	35
23-71694	BUSHING, BEARING PLATE	13	12	25-33666	GROMMET, MOUNTING PLKATE - PRIMARY WIRE	25	16
23-85670	BEARING UNIT, CRANKSHAFT MAIN - REAR (.001 U.S.)	43	13	25-45534	GROMMET, FIELD COIL - FIELD FRAME	9	20
23-85671	BEARING UNIT, CRANKSHAFT MAIN - REAR (.002 U.S.)	43	13	25-52188	GROMMET, ROCKER COVER	47	4
23-85675	BEARING UNIT, CRANKSHAFT MAIN (STANDARD)	43	12	25-68619	GROMMET, FIELD COIL - FIELD FRAME	13	20
23-85676	BEARING UNIT, CRANKSHAFT MAIN (.001 U.S.)	43	12	25-79208	GROMMET, FIELD COIL - FIELD FRAME	13	20
23-85701	BEARING (PAIR), CONNECTING ROD (STANDARD)	45	19	26-34217	SEAL, VALVE SPRING CAP .	47	17
23-85702	BEARING (PAIR), CONNECTING ROD (.001 U.S.)	45	19	26-58203	OIL SEAL UNIT, CRANKSHAFT REAR BEARING	43	17
23-85703	BEARING (PAIR), CONNECTING ROD (.002 U.S.)	45	19	26-72653	SEAL, HOUSING	25	7
23-85704	BEARING (PAIR), CONNECTING ROD (.010 U.S.)	45	19	26-79223	OIL SEAL, CRANKCASE COVER	49	43
23-85705	BEARING (PAIR), CONNECTING ROD (.020 U.S.)	45	19	27-33680	GASKET, WATER DISTRIBUTION BLOCK . .	35	34
				27-33956	GASEKT, WATER PUMP . . .	45	8
				27-34208	GASKET, PUSH ROD COVER	47	36
				27-34213	GASKET, FUEL PUMP	29	4
				27-34460	GASKET, OIL PUMP COVER	47	--
				27-34486	GASKET, DISTRIBUTOR . . .	25	24

PARTS INDEX

Part Number	Description	Pg.	Ref. No.	Part Number	Description	Pg.	Ref. No.
27-48043	GASKET, END CAP/CONNECTOR TO EXHAUST MANIFOLD . . .	35	13	32-55116	HOSE, PRESSURE POWER STEERING (72") - NOT AS SHOWN	55	6
27-49953	GASKET, CRANKCASE COVER	49	44	32-55117	HOSE, RETURN - POWER STEERING (72") - NOT AS SHOWN	55	4
27-49955	GASEKT, OIL PAN DRAIN SCREW	49	51	32-62060	HOSE, VENT - ROCKER COVER	29	18
27-52076	GASKET, EXHAUST ELBOW TO EXHAUST MANIFOLD	35	26	32-64909	HOSE, INTAKE - OIL COOLER TO TRANSOM PLATE (18")	51	11
27-52144	GASKET SET, OIL PAN	49	47	32-64909	HOSE, INTAKE - OIL COOLER TO TRANSOM PLATE (22")	53	12
27-52145	GASKET, ROCKER COVER TO CYLINDER HEAD	47	14	32-66348	HOSE, OUTLET - OIL COOLER TO HEAT EXCHANGER (26")	53	10
27-52364	GASKET, CYLINDER HEAD TO CYLINDER BLOCK . . .	47	27	32-69145	FUEL LINE, FUEL PUMP TO CARBURETOR - STEEL . .	29	9
27-53354	GASKET, EXHAUST MANIFOLD TO CYLINDER HEAD	35	21	32-73815--2	TUBE, VENT	29	1C
27-64692	GASKET, CARBURETOR TO EXHAUST MANIFOLD . . .	29	24	33-59571	SPARK PLUB (AC#R43T) . . .	25	28
27-73814	GASKET, END CAP TO ECHAUST MANIFOLD . . .	35	19	35-49088	FILTER, FUEL - FUEL PUMP	29	2
28-34466	KEY, CAMSHAFT GEAR LOCATING	45	2	35-53336	FILTER, FUEL INLET	31	7
28-34466	KEY, PULLEY AND GEAR LOCATING	45	21	35-60696	SCREEN, COVER	23	45
28-54797	KEY, VALVE STEM (2 PER VALVE)	47	15	37-77247	DECAL, ROCKER COVER . .	47	2
30-56955	BALL BEARING, DRIVE END FRAME	21	7	37-77253	DECAL, WAVES	47	12
30-90665	BALL BEARING, DRIVE END FRAME	21	7	39-65153	RING, PISTON - 4 SETS (STANDARD)	43	11
31-60690	ROLLER BEARING, SLIP RING END FRAME	23	42	39-66217	RING, PISTON - 4 SETS (.020 O.S.)	43	11
32-46471	NOZZLE, OIL - TIMING GEAR	45	14	43-33664	GEAR, DRIVE - MAIN SHAFT	25	3
32-47640	HOSE, WATER DISTRIBUTION BLOCK TO WATER PUMP	37	45	43-46743	GEAR, TIMING - CRANKSHAFT	45	22
32-47642	HOSE ASSEMBLY, INLET - DIST. BLOCK TO DRIVE UNIT (33 1/2")	35	29	43-58283	GEAR, TIMING - CAMSHAFT	45	4
32-49528	HOSE, OUTLET - ENGINE TO OIL COOLER (33") . . .	51	9	50-69863A1	STARTER MOTOR ASSEMBLY (DELCO REMY #1108756)	5	1
32-49533	HOSE, RETURN - OIL COOLER TO HYDRAULIC PUMP (48")	51	12	50-69863A1	STARTER MOTOR ASSEMBLY, COMPLETE (DELCO REMY #1108756)	9	-
32-49533	HOSE, RETURN - OIL COOLER TO HYDRAULIC PUMP (48")	53	13	50-69864A1	STARTER MOTOR ASSEMBLY, COMPLETE (DELCO REMY #118755)	9	-
32-52481	HOSE, WATER DIST. BLOCK TO END CAP/CONNECTOR	37	43	50-76965A3	STARTER MOTOR ASSEMBLY, COMPLETE (DELCO REMY #1109485)	13	-
32-53370	TUBE, HEAD - EXHAUST MANIFOLD	35	6	50-76965A3	STARTER MOTOR ASSEMBLY, COMPLETE (DELCO REMY #1109485)	15	-
32-53371	PIPE, CHOKE - CARBURETOR	29	20	50-79604A3	STARTER MOTOR ASSEMBLY, COMPLETE (DELCO REMY #1109484)	13	-
32-55104	TUBE, EXTENDING - POWER STEERING	55	22	50-79604A3	STARTER MOTOR ASSEMBLY, COMPLETE (DELCO REMY #1109484)	15	-
32-55105	TUBE, RETRACTING - POWER STEERING	55	23	50-79821A2	STARTER MOTOR ASSEMBLY (DELCO REMY #1109490)	5	1
32-55112	TUBE, CABLE GUIDE	55	19				

PARTS INDEX

Part Number	Description	Pg.	Ref. No.	Part Number	Description	Pg.	Ref. No.
50-79821A2	STARTER MOTOR ASSEMBLY, COMPLETE (DELCO REMY #1109490)	15	-	54-56953	CLIP, GROUND - THRU BOLT	23	49
50-79822A2	STARTER MOTOR ASSEMBLY, COMPLETE (DELCO REMY #1109488)	15	-	54-61001	CLIP, WIRING HARNNESS TO FLYWHEEL	39	11
50-79822A2	STARTER MOTOR ASSEMBLY, COMPLETE (DELCO REMY #1109488)	13	-	54-64648	CLAMP, HOUSE ATTACHING	29	19
53-33290	RING, RETAINING - PINION STOP COLLAR	9	4	54-64648	CLAMP, VEST HOSE TO CONNECTOR	47	6
53-33290	RING, RETAINING - PINION STOP COLLAR	13	4	54-65653	CLIP, FUEL LINE TO ROCKER COVER	29	7
53-33354	RING, RETAINING - SHIFT LEVER SHAFT	11	40	54-72531	EYE, LIFTING - FLYWHEEL HOUSING SCREW	39	6
53-33354	RING, RETAINING - SHIFT LEVER SHAFT	15	40	54-73668	"J" CLIB, HARNNESS TO FLYWHEEL HOUSING	7	38
54-32523	CLAMP, INLET HOSE TO WATER DIST. BLOCK TO DRIVE UNIT	35	30	57-64032	BELT, ALTERNATOR AND WATER PUMP	45	15
54-32739	CLAMP, BELLOWS ATTACHING	59	6	57-65607	"V" BELT, HYDRAULIC PUMP DRIVE (37")	51	1
54-32780	CLAMP, HOSE TO WATER DIST. BLOCK AND END CAP/CONNECTOR	37	44	57-68038	"V" BELT, HYDRAULIC PUMP DRIVE (34")	53	1
54-32780	CLAMP, INTAKE AND OUTLET HOSE TO OIL COOLER	53	11	57-69143	"V" BELT, ALTERNATOR DRIVE (40")	53	1
54-32781	CLAMP, HOSE TO WATER DIST. BLOCK AND WATER PUMP	37	46	57-69143	"V" BELT, HYDRAULIC PUMP DRIVE (40")	51	1
54-33036	RETAINER, STAT COVER AND COIL TO CHOKE HOUSING SCREW	33	65	84-66962A2	WIRING HARNNESS< EXTERNAL (USE WITH FUSE)	3	1
54-33307	CLIP, SWITCH TERMINAL STUD	11	60	84-67203	WIRE, DISTRIBUTOR TO COIL (12")	25	31
54-33307	CLIP, SWITCH TERMINAL STUD	17	63	84-78581A3	WIRING HARNNESS ASSEMBLY, ALTERNATOR	7	33
54-33329	CLIP, TERMINAL - STATOR LEADS	21	16	84-79139A5	WIRE, 90 AMP FUSE TO CIRCUIT BREAKER	7	39
54-35830	CLAMP, RETURN HOSE TO HYDRAULIC PUMP	55	5	84-86673A2	WIRING HARNNESS, EXTERNAL	3	1
54-37295	CLAMP, RETURN HOSE TO OIL COOLER AND HYDRAULIC PUMP	51	13	84-92151A36	LEAD ASSEMBLY, HIGH TENSION - DISTRIBUTOR	25	25
54-37295	CLAMP, RETURN HOSE TO OIL COOLER AND HYDRAULIC PUMP	53	14	84-93179A1	WIRING HARNNESS, EXTERNAL	3	1
54-37631	CLAMP, OIL COOLER TO ENGINE	53	4	84-94227A2	RESISTANCE WIRE KIT	3	30
54-38426	CLAMP, INTAKE AND OUTLET HOSE TO OIL COOLER	51	10	85-63709A1	PROTECTOR, HIGH TENSION LEAD	25	27
54-39108	CLIP, IDLE STOP SCREW	33	41	85-79695	BOOT, INSULATOR	7	35
54-49542	CLAMP, INLET HOSE - ROCKER COVER SCREW	47	10	88-78813	CIRCUIT BREAKER	3	11
54-52390A1	EXHAUST MANIFOLD ASSEMBLY. BLOCK AND END CAP/CONNECTOR	35	1	88-79023A90	FUSE ASSEMBLY, SOLENOID - 90 AMP	7	34
				89-68258	STARTER SOLENOID	3	22
				220-8775	FLYWHEEL, CRANKSHAFT	45	24
				390-7000	COVER ASSEMBLY, FRONT	19	7
				390-7001	ROTOR ASSEMBLY	19	16
				390-7002	STATOR ASSEMBLY	19	10
				390-7003	COVER ASSEMBLY, REAR	19	22
				390-7004	FAN, DRIVE END FRAME	19	4
				390-7005	BALL BEARING, DRIVE END FRAME AND ROTOR SHAFT	19	8
				390-7006	RETAINER, DRIVE END BALL BEARING	19	9
				390-7007	RETAINER, ROTOR SHAFT BEARING	19	21
				390-7008	DIODE TRIO	19	35

PARTS INDEX

Part Number	Description	Pg.	Ref. No.	Part Number	Description	Pg.	Ref. No.
390-7009	DIODE RECTIFIED, NEGATIVE	19	11	936-5544	CYLINDER HEAD ASSEMBLY	47	23
390-7010	HEAT SINK, POSITIVE	19	12	1351-7355A1	CARBURETOR ASSEMBLY .	29	10
390-7011	BRUSH HOLDER ASSEMBLY	19	33	1351-7355A1	CARBURETOR ASSEMBLY, COMPLETE	31	-
390-7012	SPACER, FAN TO DRIVE END FRAME	19	5	1397-2050	PLUG, BALL - CHOKE HOUSING	33	59
390-7013	GASKET, VOLTAGE REGULATOR TO ALTERNATOR	19	37	1397-2057	PLATE, BAFFLE - CHOKE HOUSING	33	61
390-7014	SLIP RING	19	17	1397-2059	CHOKE PISTON, CHOKE HOUSING	33	57
390-7015	SCREW, COLTAGE REGULATOR ATTACHING	19	39	1397-2060	FLOAT ASSEMBLY	31	10
390-7016	BOLT, THRU (3")	19	31	1397-2071	CAM, FAST IDLE - FLOAT BOWL	33	45
390-7017	PULLEY, DRIVE END FRAME	19	3	1397-2448	JET, FLOAT BOWL (STANDARD)	31	26
390-7018	SLEEVE, INSULATOR	19	14	1397-2630	CHOKE HOUSING ASSEMBLY	33	52
390-7019	SPACER, DIODE TRIO	19	36	1397-2632	CHOKE SHAFT ASSEMBLY .	33	49
390-7020	SLEEVE, INSULATOR	19	13	1397-2634	GASKET KIT	33	--
390-7021	NUT, CONDENSOR TERMINAL ATTACHING ..	19	32	1397-2638	IDLE STOP SCREW, THROTTLE BODY	33	40
390-7022	WASHER, CONDENSOR TERMINAL STUD	19	30	1397-2639	THROTTLE BODY ASSEMBLY	31	37
390-7023	WASHER, REGULATOR TERMINAL STUD	19	24	1397-2648	STAT COVER AND COIL ASSEMBLY	33	63
390-7024	WASHER, CONDENSOR TERMINAL STUD	19	25	1397-2992	ALTITUDE KIT (5,000 FT.) ..	33	--
390-7025	NUT, TERMINAL STUD	19	26	1397-3330	NUT, FUEL INLET	31	6
390-7026	NUT, TERMINAL ATTACHING	19	29	1397-4257	CHOKE LEVER AND COLLAR ASSEMBLY, CHOKE SHAFT	33	48
390-7027	NUT, FAN AND PULLEY TO ROTOR	19	1	1397-4258	FLOAT BOWL ASSEMBLY ..	31	14
390-7028	NUT, THRU BOLT ATTACHING	19	6	1397-4358	VALVE, CHOKE - CHOKE SHAFT	33	50
390-7029	SCREW, ROTOR ASSEMBLY SHAFT (5/8")	19	20	1397-7543	OVERHAUL KIT	33	--
390-7030	SCREW, BRUSH HOLDER ATTACHING (1/2")	19	34				
390-7032	LOCKWASHER, TERMINAL STUD	19	28				
390-7033	LOCKWASHER, FAN AND PULLEY NUT	19	2				
390-7034	KEY, ROTOR ASSEMBLY SHAFT	19	15				
390-7035	CONDENSOR	19	23				
390-7036	VOLTAGE REGULATOR ...	19	38				
390-7206	WASHER, ROTOR ASSEMBLY SCREW	19	18				
390-7207	LOCKWASHER, ROTOR ASSEMBLY SCREW	19	19				
390-7208	WASHER, TERMINAL STUD	19	27				
393-2730	BRACKET, CONDENSER ...	21	30				
423-3816	CRANKSHAFT	45	20				
424-3864	CAMSHAFT	45	1				
613-3817	CONNECTING ROD ASSEMBLY	45	16				
733-3818	PISTON AND PISTON PIN ASSEMBLY (.020 O.S.) ...	43	10				
733-3819	PISTONG AND PISTON PIN ASSEMBLY (STANDARD)	43	10				
839-3814	CYLINDER BLOCK ASSEMBLY	43	1				