



PARTS CATALOG

OUTBOARDS SEC G MISCELLANEOUS PARTS MANUAL

SERIAL NUMBER

EXHAUST/ COOLING	OB Misc. (1985 and Below)
EXTENSION KITS	OB Misc. (1985 and Below)
POWER TRIM-TILT/ K-PLANES/ MANUAL TILT	OB Misc. (1985 and Below)
ELECTRICAL / INSTRUMENTS	OB Misc. (1985 and Below)

TABLE OF CONTENTS:

ADAPTOR ASSEMBLY (POWER TRIM)	46
BATTERY CHARGING KIT	74
BATTERY METER ASSEMBLY A	96
BATTERY METER ASSEMBLY B	98
CONNECTING ROD ASSEMBLY	54
ELECTRIC STARTER KIT (MERC 200 - SERIAL #2296267 AND UP)	30
ELECTRIC STARTER KIT (MERC 400 - 2 CYLINDER)	34
EMERGENCY STOP SWITCH	6
FLUSHING ATTACHMENTS/BATTERY/EMBLEMS	56
HEAVY DUTY WATER PUMP KIT	38
HYDRAULIC PUMP ASSEMBLY	12
HYDRAULIC PUMP MOUNTING KIT A	48
HYDRAULIC PUMP MOUNTING KIT B	50
LIGHTING KIT, COMPLETE A	78
LIGHTING KIT, COMPLETE B	80
MARK I IGNITION ANALYZER	68
MERC 200 HEAVY DUTY WATER PUMP KIT	14
MERC 200 HEAVY DUTY WATER PUMP KIT	58
MERCATHODE KIT A	8
MERCATHODE KIT B	10
OUTBOARD POWER TRIM KIT COMPLETE A	20
OUTBOARD POWER TRIM KIT COMPLETE B	26
OUTBOARD POWER TRIM KIT, COMPLETE A	60
OUTBOARD POWER TRIM KIT, COMPLETE B	64
OUTBOARD POWER TRIM KIT, COMPLETE C	82
OUTBOARD POWER TRIM KIT, COMPLETE D	86
OUTBOARD POWER TRIM KIT, COMPLETE E	100
OUTBOARD POWER TRIM KIT, COMPLETE F	104
PARTS INDEX	114
POWER TRIM CYLINDER REPAIR KITS (OUTBOARD)	72
POWER TRIM EXTENSION KIT (MERC 1750)	90
PRIMER KIT	4
PROPELLER SHAFT ASSEMBLY	52
SAILBOAT CONVERSION KIT	2
SAILBOAT CONVERSION KIT	108
SPEEDOMETER KIT	70
SUNSHADE KITS	42
TACHOMETER (HEAVY DUTY ALTERNATOR DRIVEN)	94
TACHOMETER ASSEMBLY	16
TACHOMETER ASSEMBLY	110
TACHOMETER ASSEMBLY (HEAVY DUTY)	44
TACHOMETER MODULE ASSEMBLY, COMPLETE	18
TRIM TAB ASSEMBLY	76
WATER PRESSURE GAUGE ASSEMBLY	92
WATER PRESSURE GAUGE ASSEMBLY	112

CONTINUED ON NEXT PAGE 

TABLE OF CONTENTS:

NOTE: Indented description indicate that these parts are included in preceding assembly.

AR = As Required

NSS = Not Sold Separate

OPT = Optional

NS = Not Shown

NOTE: Following symbols are located in **SYM** column.

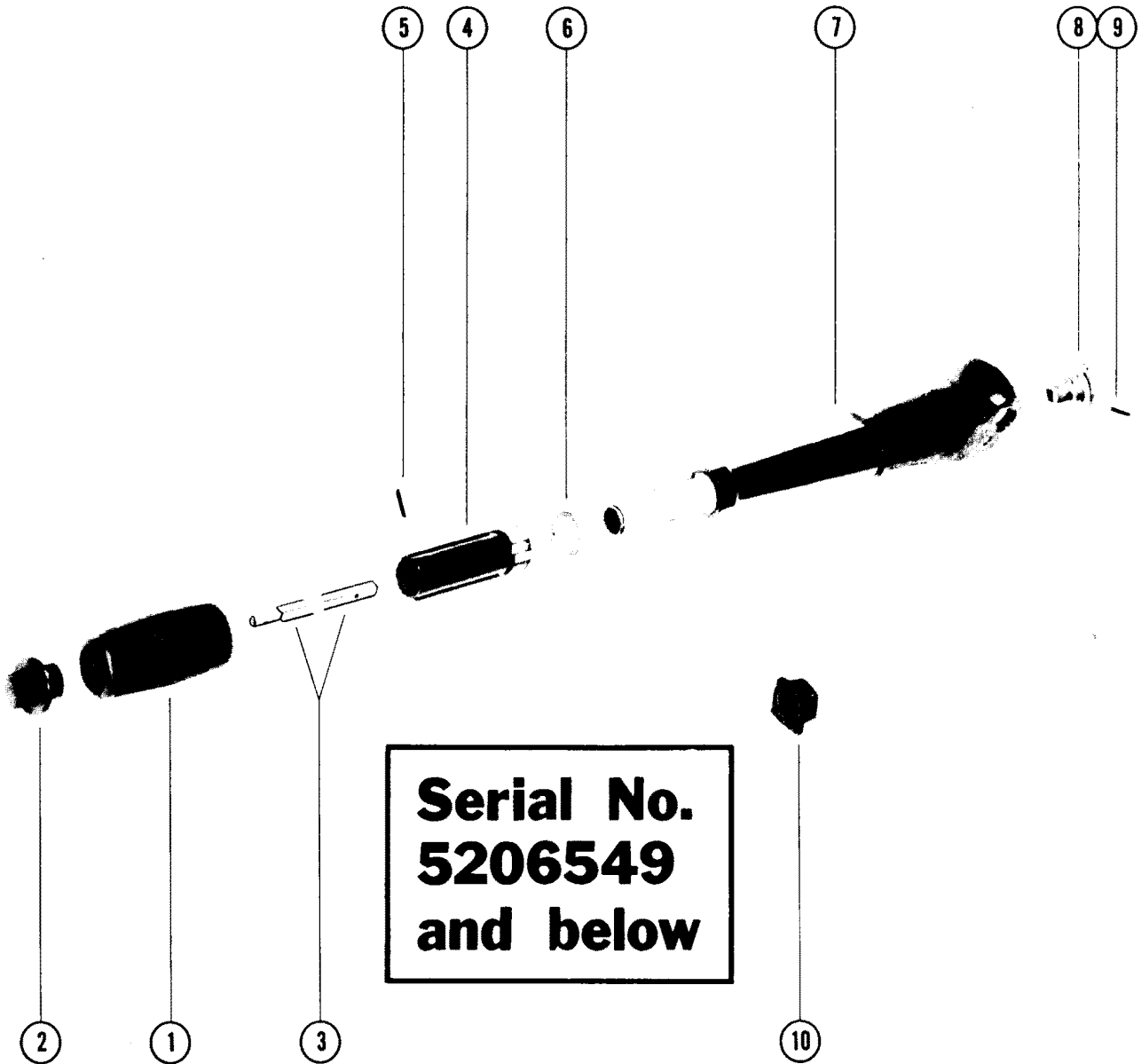
- = NOTE #1: [A-79-73370A3] TACHOMETER ASSEMBLY MUST BE USED WITH THE FOLLOWING ENGINE SERIAL NUMBERS:
- = MERC 950 "SS" SERIAL #1968693-2101742; MERC 1100 "SS" SERIAL # 1970668-2103722
- ▣ = INCLUDES REFERENCE #1 THRU #105 LISTED OUTBOARD POWER TRIM KIT, COMPLETE A AND B
- ◇ = USE WITH ALL ENGINES WHICH OPERATE AT A HIGH R.P.M., WHICH USE THE 6007-7 SERIES CONNECTING RODS
- ▲ = USE WITH ALL 6 CYLINDER GEAR SHIFT MODELS AND MERC 650 WHICH USE HI-PERFORMANCE PROPELLERS.
- ⊕ = [45194A26] OUTBOARD POWER TRIM ASSEMBLY INCLUDES ALL PARTS LISTED ON PAGES 40 AND 41.
- † = NOTE: THIS KIT CAN BE USED ON THE FOLLOWING ENGINES:
- = MERC 75: UNITED STATES: 4131610-4401761; AUSTRALIA: 8028440-8041799
- ♣ = BELGIUM: 9079489-9128614; CANADA: 7050208-7085672
- ❖ = MERC 110: UNITED STATES: 4126460-4392486; AUSTRALIA: 8028440-8041049
- ♥ = BELGIUM: 9078139-9126914; CANADA: 7049108-7084472
- = MERC 75 (UNITED STATES: 3801458-4131609; AUSTRALIA: 8015315-8028839)
- = BELGIUM: 9043194-9079488; CANADA: 7028539-7050207)
- ♠ = MERC 110 (UNITED STATES: 3795658-4126459; AUSTRALIA: 8015040-8028439)
- ♣ = BELGIUM: 9041439-9078138; CANADA: 7027323-704910
- ★ = SEE NOTE "A" IN ILLUSTRATION
- ▼ = FOR USE WITH THERMOSTATED ENGINES.
- ◆ = FOR USE WITH NON - THERMOSTAT ENGINES.
- ✦ = PARTS NOT SOLD SEPARATELY
- = SEE NOTE "B" IN ILLUSTRATION

THESE PARTS BOOKS/FICHE CARD ARE COPYRIGHTED AND MAY NOT BE DISTRIBUTED OR REPRODUCED IN ANY OTHER FORMAT BY ANYONE OTHER THAN MERCURY MARINE WITHOUT THE PRIOR WRITTEN CONSENT OF MERCURY MARINE.

THIS PAGE INTENTIONALLY LEFT BLANK

THIS PAGE INTENTIONALLY LEFT BLANK

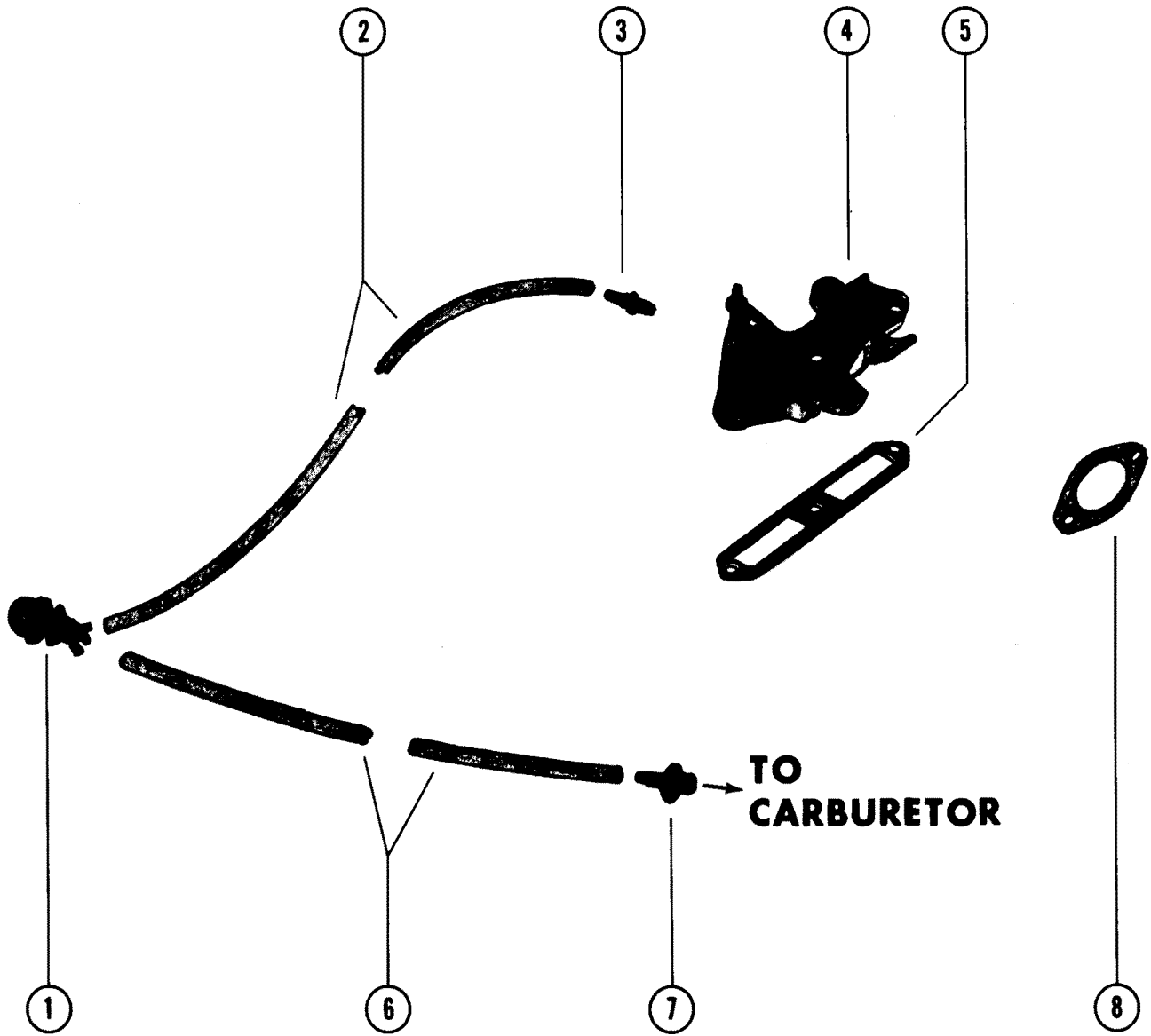
SAILBOAT CONVERSION KIT



SAILBOAT CONVERSION KIT

REF. NO.	PART NO.	SYM.	QTY.	DESCRIPTION
-	-71124A2		1	SAILBOAT CONVERSION KIT FOR USE ON MERC 75 AND 110
1	60854		1	GRIP, HANDLE - THROTTLE
2	62251		1	CAP, HANDLE - THROTTLE
3	71123		1	SHAFT, THROTTLE
4	66394A1		1	HANDLE, THROTTLE SHAFT
5	17-46152		1	PIN, STEERING HANDLE
6	12-62252		1	WASHER, THROTTLE HANDLE TO STEERING ARM
7	71124		1	ARM STEERING HANDLE
8	43-60852		1	GEAR, BALL GEAR TO THROTTLE SHAFT
9	17-27088		1	PIN, BALL GEAR TO THROTTLE SHAFT
10	70553		1	GUIDE, ROPE - TOP COWL

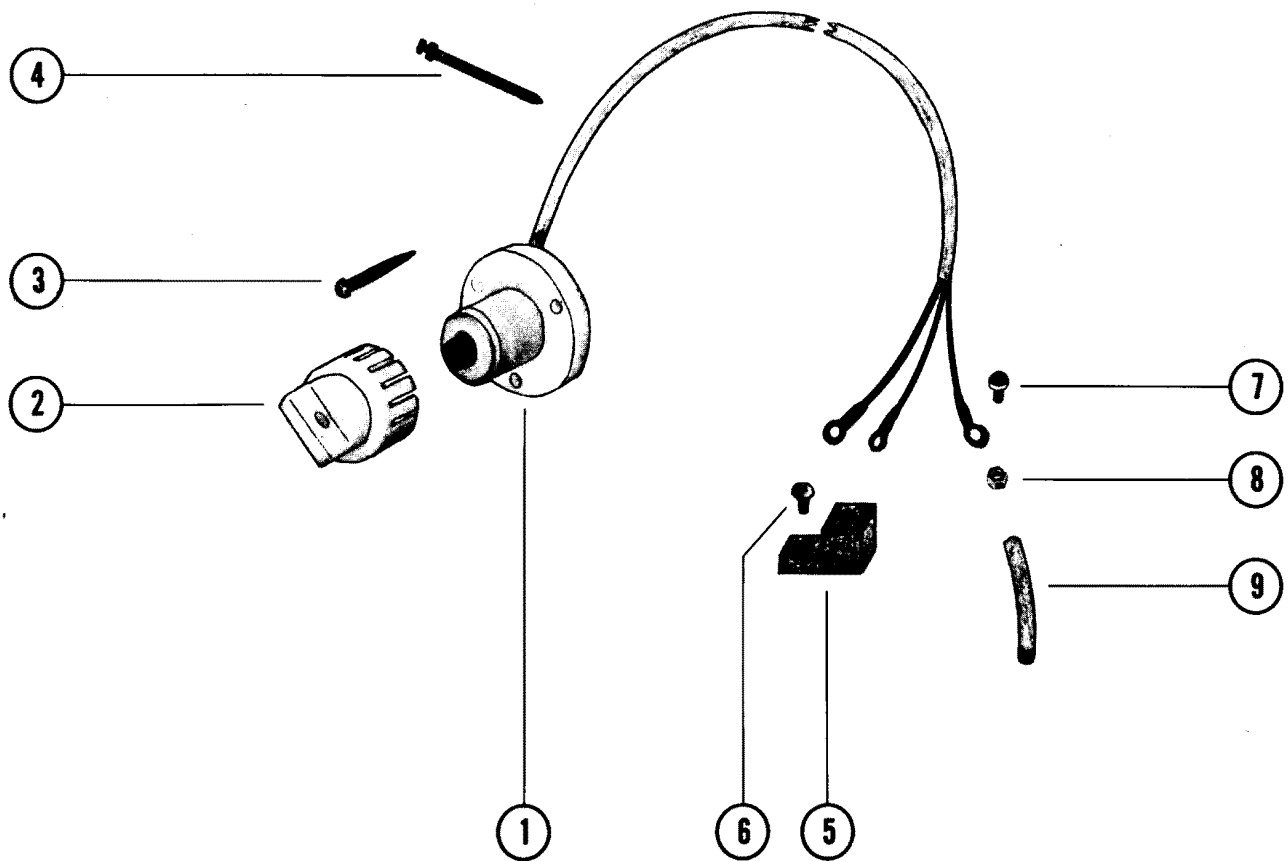
PRIMER KIT



PRIMER KIT

REF. NO.	PART NO.	SYM.	QTY.	DESCRIPTION
-	68431A1		1	PRIMER KIT TO BE USED ON MERC 200 (SERIAL #3537531 AND UP)
1	68431		1	PRIMER BULB
2	32-54936		2	HOSE, PRIMER BULB TO BRACKET (17")
3	22-56759		2	FITTING, STARTER MOTOR BRACKET
4	68430		1	BRACKET, STARTER MOTOR MOUNT
5	27-27936		1	GASKET, STARTER MOTOR BRACKET
6	32-60584		1	HOSE, PRIMER BULB TO CARBURETOR (4 1/2")
7	10-68427		1	FITTING, CARBURETOR
8	27-64659		1	GASKET, CARBURETOR

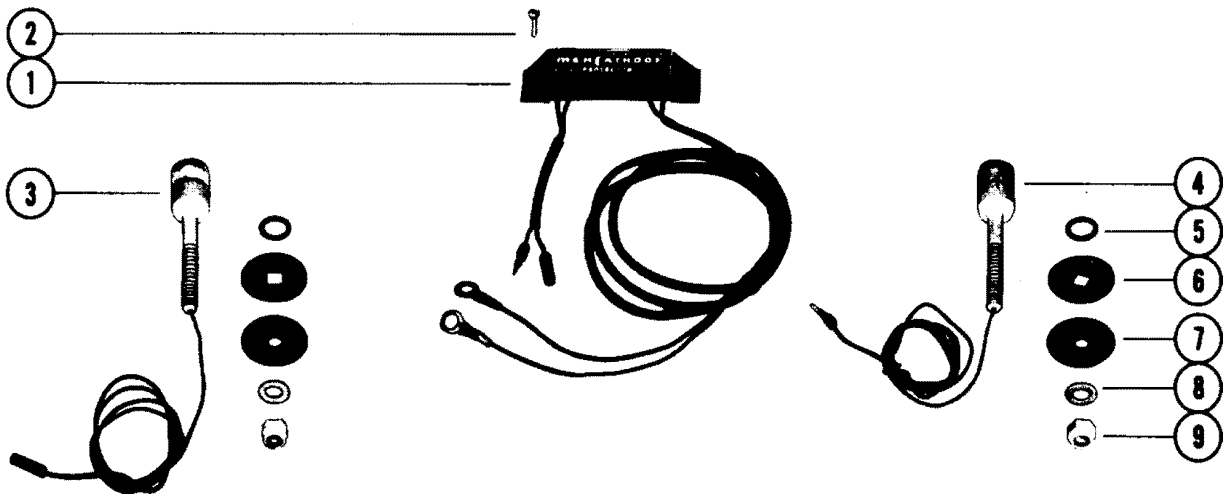
EMERGENCY STOP SWITCH



EMERGENCY STOP SWITCH

REF. NO.	PART NO.	SYM.	QTY.	DESCRIPTION
1	65503A2		1	EMERGENCY STOP SWITCH ASSEMBLY
2	65504A1		1	CAP ASSEMBLY, STOP SWITCH
3	10-35401		4	SCREW, STOP SWITCH ATTACHING (1")
4	61990		6	STA-STRAP, HARNESS RETAINING
5	45915		1	TERMINAL BLOCK
6	10-62568		1	SCREW, TERMINAL BLOCK ATTACHING (3/8")
7	10-28653		1	SCREW, HARNESS CONNECTION (1/4")
8	11-27164		1	NUT, HARNESS CONNECTION SCREW
9	23-32914		1	SLEEVE, HARNESS CONNECTION

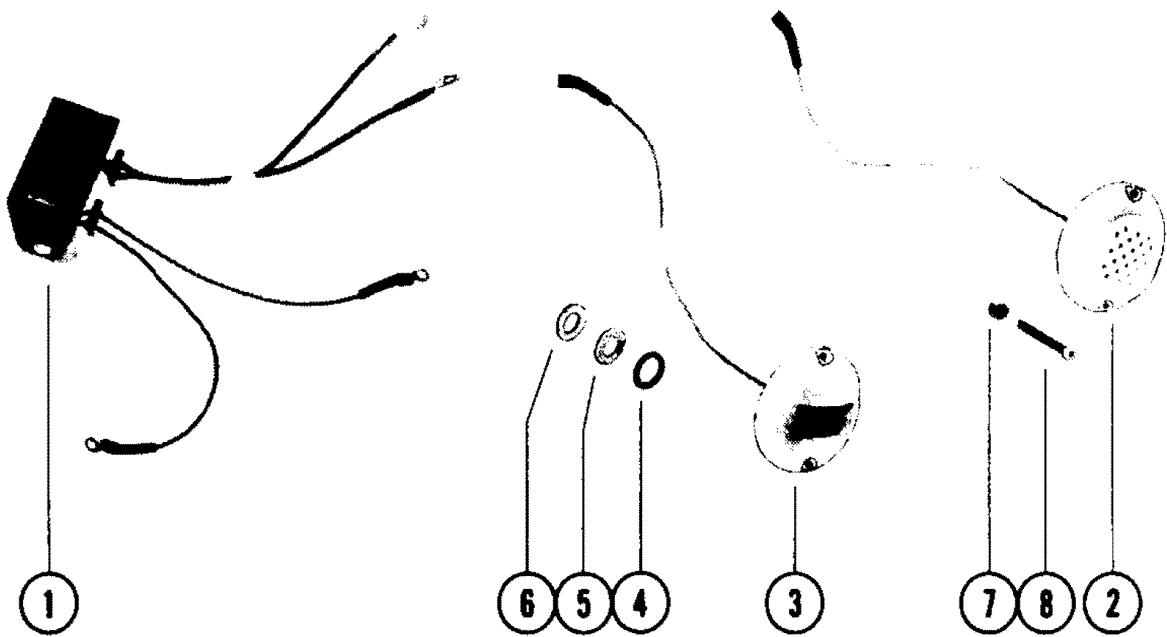
MERCATHODE KIT A



MERCATHODE KIT A

REF. NO.	PART NO.	SYM.	QTY.	DESCRIPTION
-	46733A1		1	MERCATHODE KIT
1	46195		1	CONTROL, PROTECTOR
2	10-33615		2	SCREW, PROTECTOR CONTROL TO BOAT TRANSOM (1")
3	46194		1	ELECTRODE, FEMALE FITTING (STAMPED WITH LETTER "R")
4	46193		1	ANODE, MALE FITTING (STAMPED WITH LETTER "A")
5	12-32620		2	WASHER, ELECTRODE AND ANODE TO BOAT TRANSOM
6	12-46713		2	WASHER, ELECTRODE AND ANODE TO BOAT TRANSOM
7	27-46714		2	GASKET, ELECTRODE AND ANODE TO BOAT TRANSOM
8	12-21900		2	WASHER, ELECTRODE AND ANODE TO BOAT TRANSOM
9	11-46719		2	NUT, MOUNTING - ELECTRODE AND ANODE TO BOAT TRANSOM

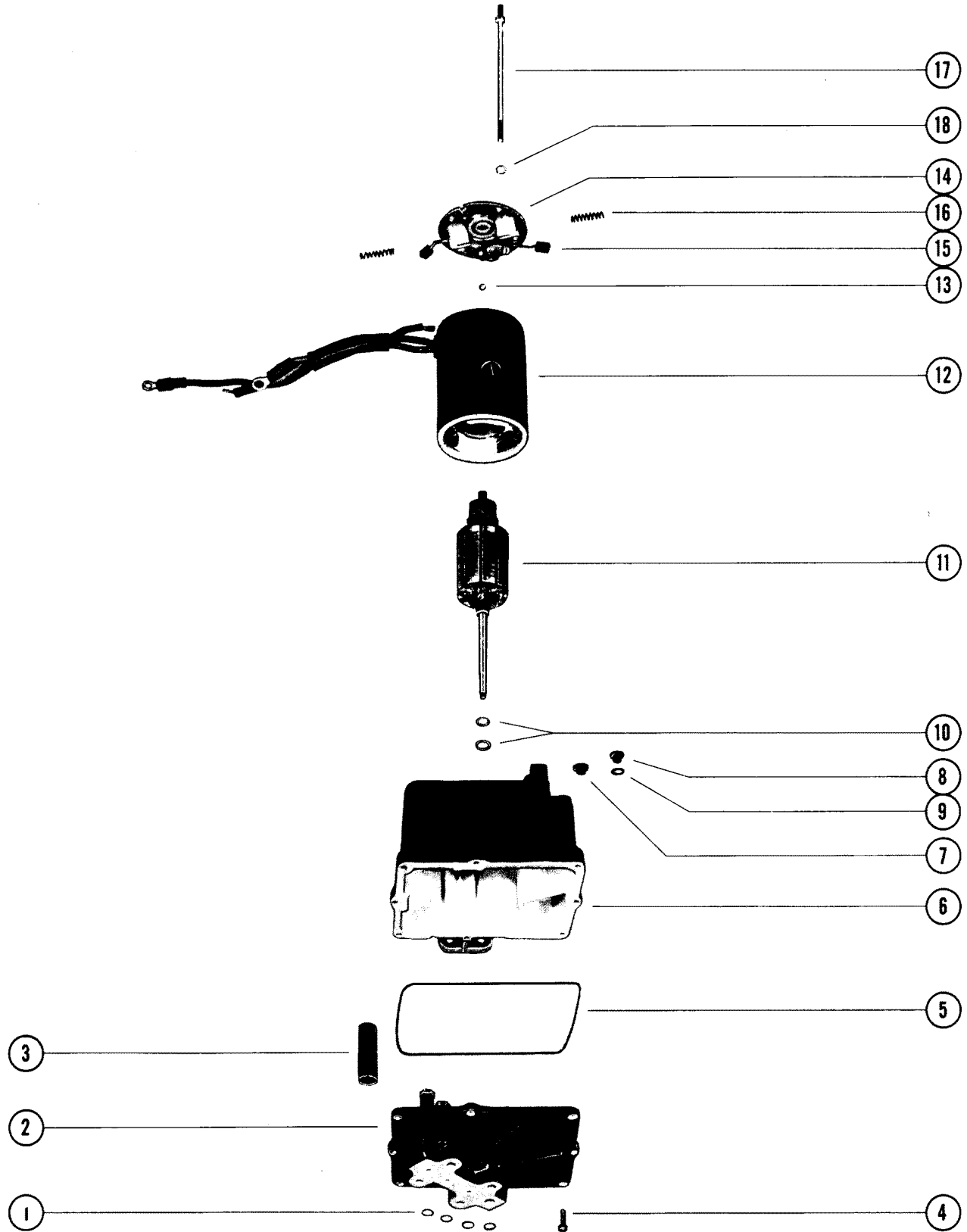
MERCATHODE KIT B



MERCATHODE KIT B

REF. NO.	PART NO.	SYM.	QTY.	DESCRIPTION
-	66632A2		1,	MERCATHODE KIT
-	66632A3		,1	MERCATHODE KIT
1	66632A1		1,1	MERCATHODE CONT ROLLER
2	66638A2		1,	REFERENCE ELECTRODE ASSEMBLY
	72958A2		,1	REFERENCE ELECTRODE ASSEMBLY
3	66635A2		1,	ANODE ASSEMBLY
	72957A2		,1	ANODE ASSEMBLY
4	25-21836		2,2	"O" RING, ANODE AND ELECTRODE
5	12-67093		2,	WASHER, NYLON
6	12-67094		2,	WASHER, NEOPRENE
	12-67094		,4	WASHER, NEOPRENE
7	11-67092		4,	NUT, ANODE AND ELECTRODE - NYLON
8	10-69163		,4	SCREW, ANODE AND ELECTRODE ATTACHING

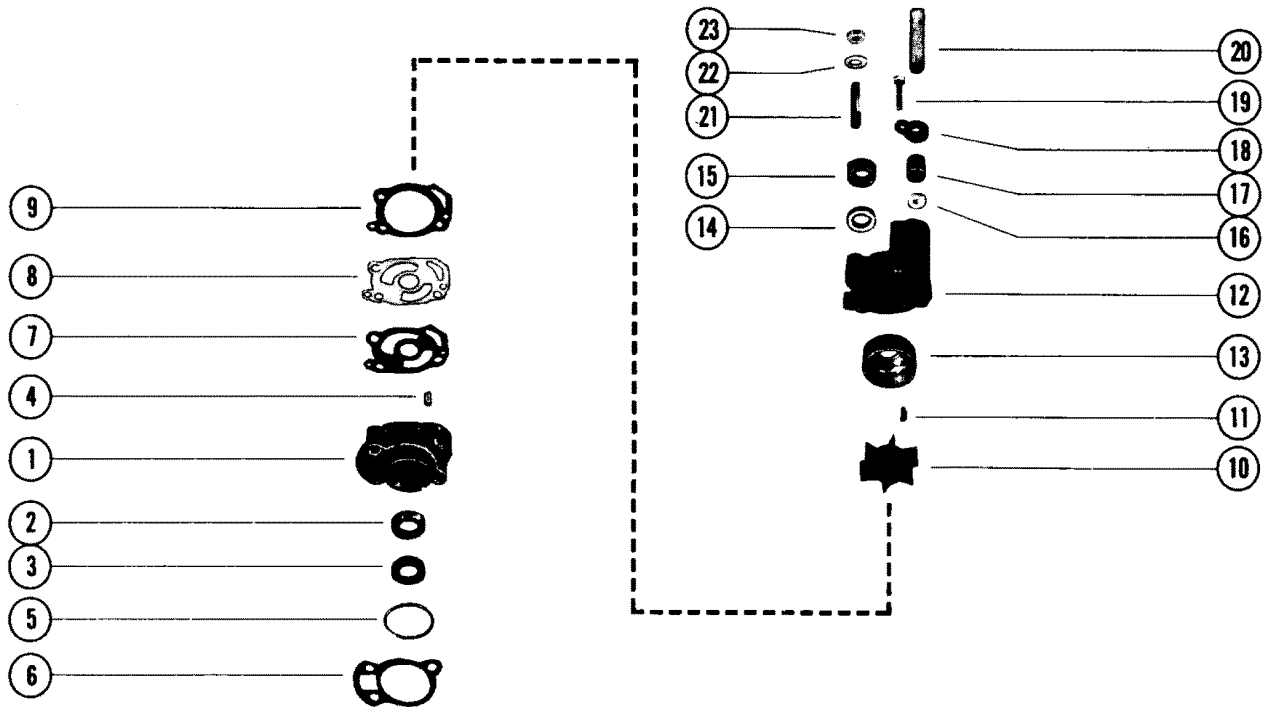
HYDRAULIC PUMP ASSEMBLY



HYDRAULIC PUMP ASSEMBLY

REF. NO.	PART NO.	SYM.	QTY.	DESCRIPTION
-	45060A7		1,,	HYDRAULIC PUMP ASSEMBLY, COMPLETE
-	64461A4		,1,	HYDRAULIC PUMP ASSEMBLY, COMPLETE
-	76395A5		,,1	HYDRAULIC PUMP ASSEMBLY, COMPLETE
1	25-26834		4,4,4	"O" RING, HYDRAULIC PUMP
2	392-2936		1,1,1	VALVE BODY AND GEAR ASSEMBLY
3	392-2618		2,2,2	CAN, VALVE BODY
4	10-20411		8,8,8	SCREW, VALVE BODY TO RESERVOIR
5	392-2937-7		1,1,1	SEAL, RESERVOIR TO VALVE BODY AND GEAR
6	392-29399		1,1,1	RESERVOIR ASSEMBLY
7	10-38257		1,1,1	SCREW, VENT - HYDRAULIC PUMP
8	10-28634		1,1,1	SCREW, FILLER - HYDRAULIC PUMP
9	12-20260		1,1,1	WASHER, SEALING - FILLER SCREW
10	392-2623		AR,AR,AR	WASHER, THRUST - ARMATURE
11	392-2943		1,1,1	ARMATURE, FIELD AND FRAME
12	392-2942		1,1,1	FIELD AND FRAME ASSEMBLY
13	392-2944		1,1,1	BALL, COMMUTATOR END PLATE
14	392-2940		1,1,1	PLATE ASSEMBLY, COMMUTATOR END
15	392-2941		1,1,1	BRUSH SET, COMMUTATOR END PLATE
16	392-2529		1,1,1	SPRING SET, BRUSH TENSION
17	392-2938		1,1,1	BOLT SET, THRU - PLATE AND FRAME TO RESERVOIR
18	13-26996		2,2,2	LOCKWASHER, THRU BOLT

MERC 200 HEAVY DUTY WATER PUMP KIT

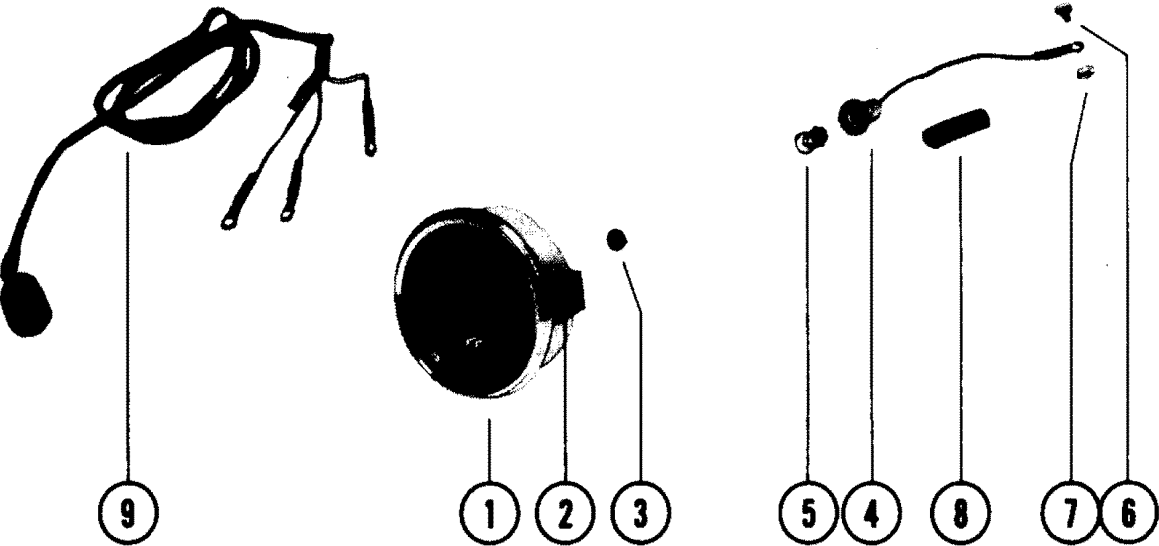


MERC 200 HEAVY DUTY WATER PUMP KIT

REF. NO.	PART NO.	SYM.	QTY.	DESCRIPTION
-	46-48749A3		1,	HEAVY DUTY WATER PUMP KIT SERIAL 02432536-03537530
-	46-48749A5		,1	HEAVY DUTY WATER PUMP KIT SERIAL 03537531-09999999
1	46-48763A1		1,	WATER PUMP BASE ASSEMBLY
	46-48744A1		,1	WATER PUMP BASE ASSEMBLY
2	26-20070		1,1	OIL SEAL, WATER PUMP BASE
3	26-33467		1,1	OIL SEAL, WATER PUMP BASE (SPRING LOADED)
4	17-35973		2,2	PIN, DOWEL - WATER PUMP BASE TO WATER PUMP BODY
5	25-33466		1,1	"O" RING, WATER PUMP BASE
6	27-39626		1,1	GASKET, WATER PUMP BASE TO GEAR HOUSING
7	27-39625		1,1	GASKET, FACE PLATE (LOWER)
8	45779		1,1	PLATE, FACE - BODY
9	27-45780		,1	GASKET, FACE PLATE
10	47-39487		1,	IMPELLER, WATER PUMP
	47-56780		,1	IMPELLER, WATER PUMP
11	28-28784		1,	KEY, IMPELLER DRIVE
	28-56661		,1	KEY, IMPELLER DRIVE
12	46-48749A4		1,1	WATER PUMP BODY ASSEMBLY
13	54694		1,1	INSERT, WATER PUMP
14	26-20070		1,1	OIL SEAL, WATER PUMP
15	12-20684		1,1	RING, RUBBER - CENTRIFUGAL SLINGER (DRIVE SHAFT)
16	12-36555		1,1	WASHER, NYLON - WATER PUMP BODY
17	26-25329		1,1	SEAL, WATER PUMP BODY
18	45010		1,1	RETAINER, WATER PUMP BODY SEAL
19	10-45561		1,	SCREW, SEAL RETAINER TO WATER PUMP BODY (1 1/8")
	10-56396		,1	SCREW, SEAL RETAINER TO WATER PUMP BODY
20	23-45170		1,1	SLEEVE, GUIDE - WATER INLET TUBE
21	16-49679		3,	STUD, WATER PUMP TO GEAR HOUSING (3 1/8")
22	12-29110		3,	WASHER, WATER PUMP STUDS
23	11-45592		3,3	NUT, WATER PUMP STUDS

SEE PAGE MERC 200 HEAVY DUTY WATER PUMP KIT FOR MERC 200; SERIAL # 2432535 AND BELOW

TACHOMETER ASSEMBLY




TACHOMETER ASSEMBLY

REF. NO.	PART NO.	SYM.	QTY.	DESCRIPTION
1	79-73370A3	●■	1,	TACHOMETER ASSEMBLY - SEE NOTE #1
	79-73370A2		,1	TACHOMETER ASSEMBLY - SEE NOTE #2
2	70730		1,1	BRACKET, MOUNTING
3	11-45076		4,4	NUT, BRACKET TO TACHOMETER STUDS
4	88-73265		1,1	SOCKET, LIGHT BULB
5	88-67920		1,1	LIGHT BULB (#53R)
6	10-24231		1,1	SREW, SOCKET LEAD (1/4")
7	11-27164		1,1	NUT, SOCKET LEAD SCREW
8	23-32914		1,1	SLEEVE, SOCKET LEAD SCREW
9	46239		,1	HARNESS, TACHOMETER TO REMOTE CONTROL
	52129A1		0	HARNESS, TACHOMETER TO REMOTE CONTROL(EARLY MODELS)

● = NOTE #1: [A-79-73370A3] TACHOMETER ASSEMBLY MUST BE USED WITH THE FOLLOWING ENGINE SERIAL N

■ = MERC 950 "SS" SERIAL #1968693-2101742; MERC 1100 "SS" SERIAL # 1970668-2103722

TACHOMETER MODULE ASSEMBLY, COMPLETE

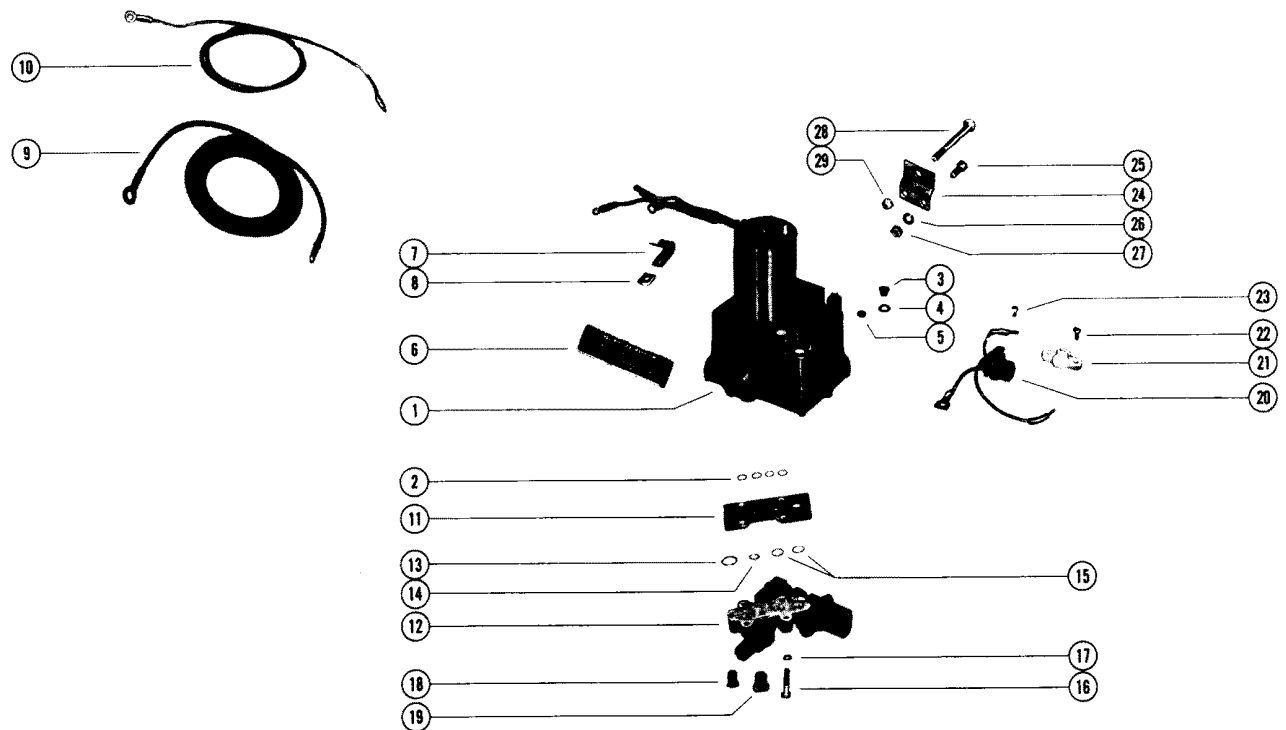
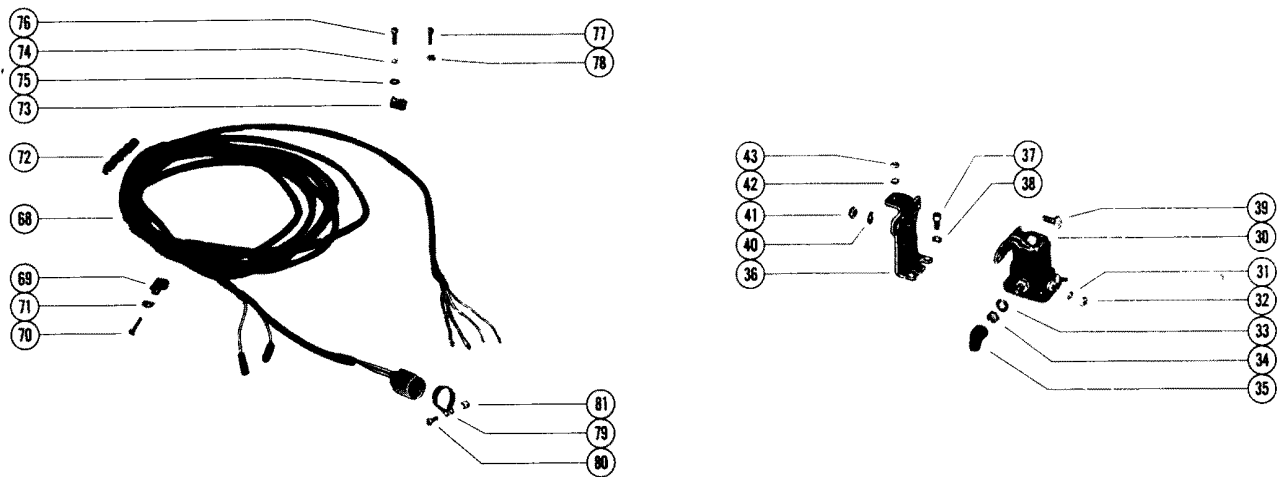
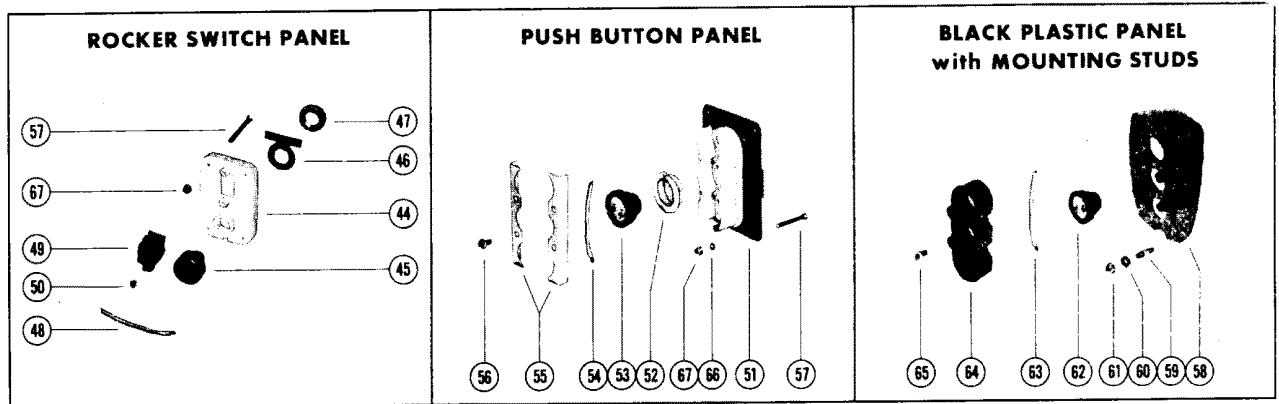


TACHOMETER MODULE ASSEMBLY, COMPLETE

REF. NO.	PART NO.	SYM.	QTY.	DESCRIPTION
1	52552A3		1,,	TACHOMETER MODULE ASSEMBLY, COMPLETE(SEE NOTE)
	332-4307A3		,1,	TACHOMETER MODULE ASSEMBLY, COMPLETE (MERC 400 - 2 CYLINDER)
	332-4811A2		,,1	TACHOMETER MODULE ASSEMBLY, COMPLETE (MERC 402)
2	52567		1,1,1	STRAP, CONNECTING - TACHOMETER MODULE
3	12-20878		1,1,1	WASHER, TACHOMETER MODULE
4	13-26996		2,2,2	LOCKWASHER, TACHOMETER MODULE
5	11-45076		2,2,2	NUT, TACHOMETER MODULE

[A-52552A3] TACHOMETER MODULE ASSEMBLY, COMPLETE, MUST BE USED ON 4 - CYLINDER ENGINES WITH "LIGHTNING ENERGIZER" THUNDERBOLT IGNITION.

OUTBOARD POWER TRIM KIT COMPLETE A

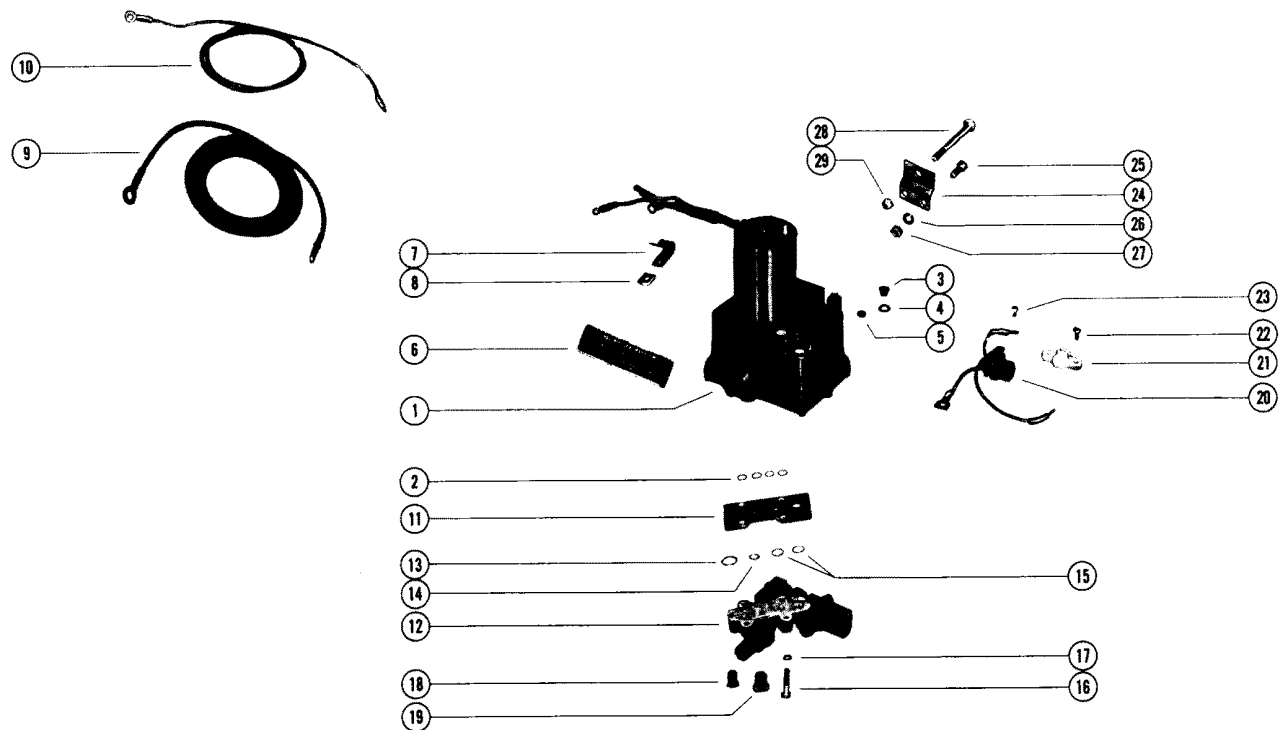
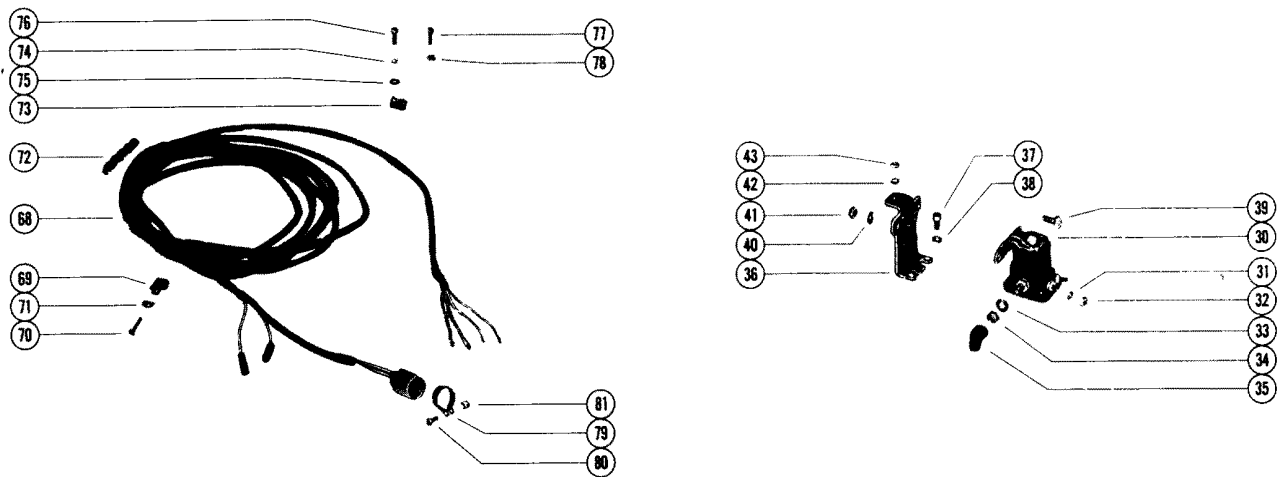
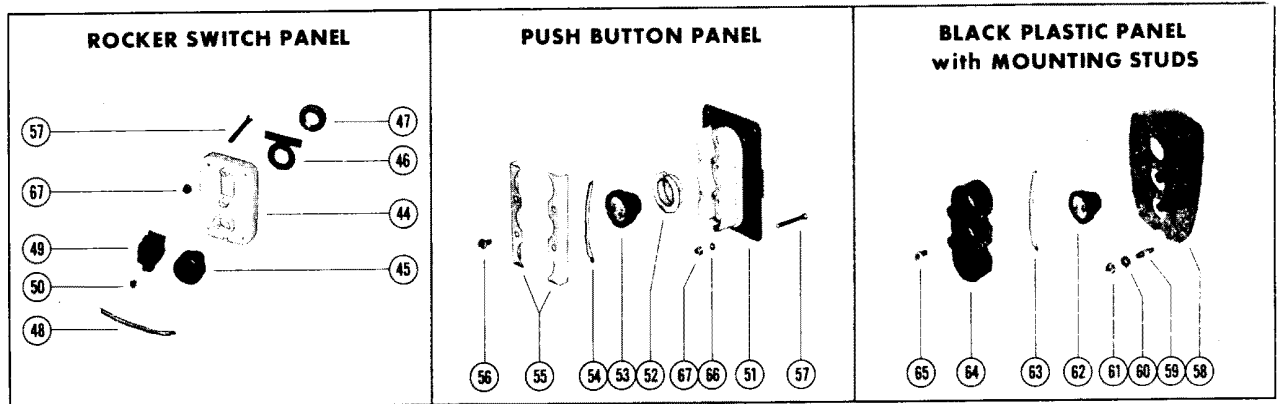


OUTBOARD POWER TRIM KIT COMPLETE A

REF. NO.	PART NO.	SYM.	QTY.	DESCRIPTION
-	45194A8		1,,,	OUTBOARD POWER TRIM ASSEMBLY INCLUDE REF. #1-#133 LISTED ON OUTBOARD POWER TRIM KIT, COMPLETE A AND B
-	45194A10		,1,,	OUTBOARD POWER TRIM ASSEMBLY INCLUDE REF. #1-#133 LISTED ON OUTBOARD POWER TRIM KIT, COMPLETE A AND B
-	45194A11		,,1,	OUTBOARD POWER TRIM ASSEMBLY INCLUDE REF. #1-#133 LISTED ON OUTBOARD POWER TRIM KIT, COMPLETE A AND BINCLUDE REF. #1- #133 LISTED ON OUTBOARD POWER TRIM KIT, COMPLETE A AND B
-	45194A13		,,,1	OUTBOARD POWER TRIM ASSEMBLY INCLUDE REF. #1-#133 LISTED ON OUTBOARD POWER TRIM KIT, COMPLETE A AND B
1	45060A7		1,1,1,1	HYDRAULIC PUMP ASSEMBLY FOR BREAKDOWN, SEE HYDRAULIC PUMP ASSEMBLY
2	25-26834		4,4,4,4	"O" RING, HYDRAULIC PUMP TO MANIFOLD PLATE
3	10-28634		1,1,1,1	SCREW, FILLER - HYDRAULIC PUMP
4	12-20260		1,1,1,1	WASHER, SEALING - HYDRAULIC PUMP FILLER SCREW
5	10-38257		1,1,1,1	SCREW, VENT - HYDRAULIC PUMP
6	37-45329		1,1,1,1	DECAL, INSTRUCTION - HYDRAULIC PUMP
7	54-37282		1,1,1,1	CLAMP, HYDRAULIC PUMP HARNESS
8	37281		1,1,1,1	"D" WASHER, HYDRAULIC PUMP HARNESS CLAMP
9	32979		1,1,1,1	BATTERY LEAD (POSITIVE)
10	32988		1,1,1,1	BATTERY LEAD (NEGATIVE)
11	45336		1,1,1,1	PLATE, MANIFOLD
12	45197A2		1,1,1,1	CONTROL VALVE ASSEMBLY
	25-26834		4,4,4,4	"O" RING, HYDRAULIC PUMP TO MANIFOLD PLATE (SEE REFERENCE)
13	25-45254		1,1,1,1	"O" RING, CONTROL VDVE TO MANIFOLD PLATE (3/4" O. D.)
14	25-26834		1,1,1,1	"O" RING, CONTROL VALVE TO MANIFOLD PLATE (1/2" O. D.)
15	25-45253		2,2,2,2	"O" RING, CONTROL VDVE TO MANIFOLD PLATE (5/8" O. D.)
16	10-22421		4,4,4,4	SCREW CONTROL VALVE AND MANIFOLD PLATE TO HYDRAULIC PUMP (1 1/4")
17	13-26992		4,4,4,4	LOCKWASHER, CONTROL VDVE AND MANIFOLD PLATE SCREW
18	22-38609		2,2,2,2	PLUG, CONTROL VALVE (3/8-24")
19	22-46008		2,2,2,2	PLUG, CONTROL VALVE (1/2-20")
20	45325		1,1,1,1	CONNECTOR AND HARNESS
21	45559		1,,1,1	TERMINAL BLOCK, HYDRAULIC PUMP
	45559		,1,,	TERMINAL BLOCK, HYDRAULIC PUMP
22	10-28192		2,2,2,2	SCREW, TERMIND BLOCK TO HYDRAULIC PUMP (1/2")
23	10-30663		2,2,2,2	SCREW, HARNESS LEADS TO TERMIND BLOCK (3/8")
24	45377		2,2,2,2	BRACKET, MOUNTING - HYDRAULIC PUMP TO BOAT
25	10-24234		4,4,4,4	SCREW, MOUNTING BRACKET TO HYDRAULIC PUMP (1")

CONTINUED ON NEXT PAGE ➡

OUTBOARD POWER TRIM KIT COMPLETE A

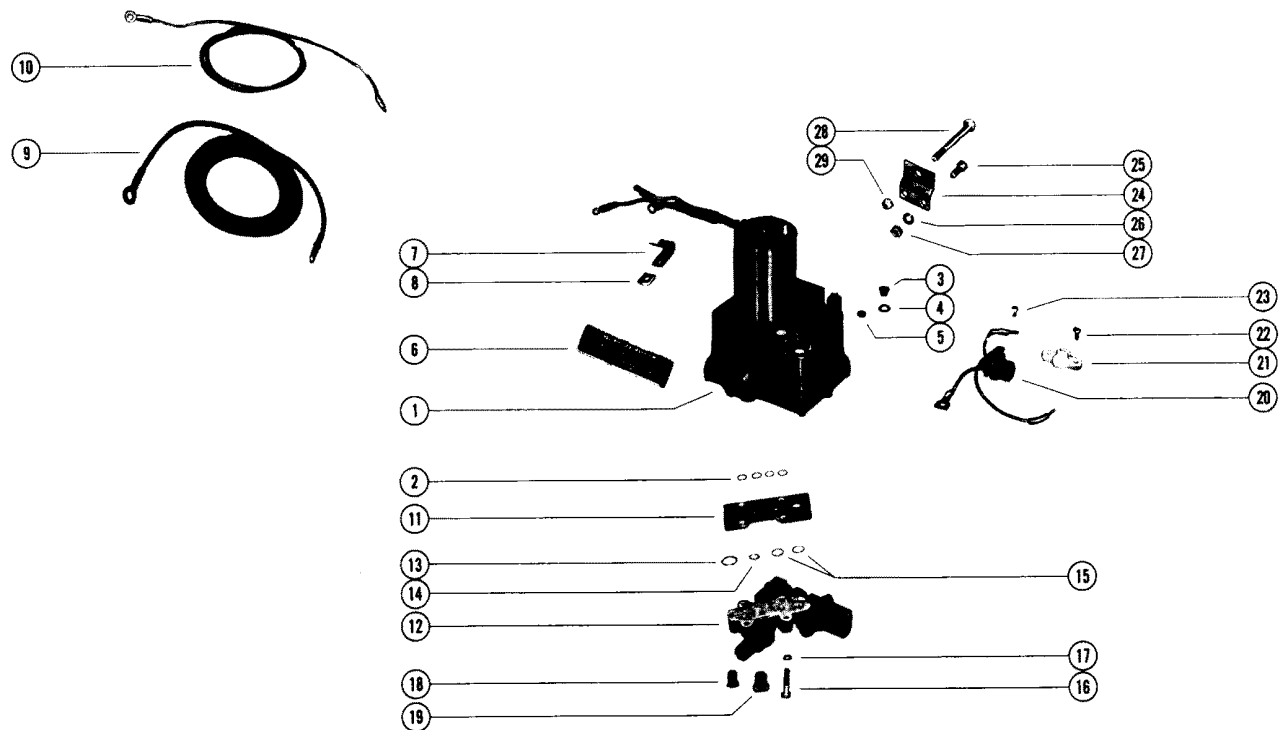
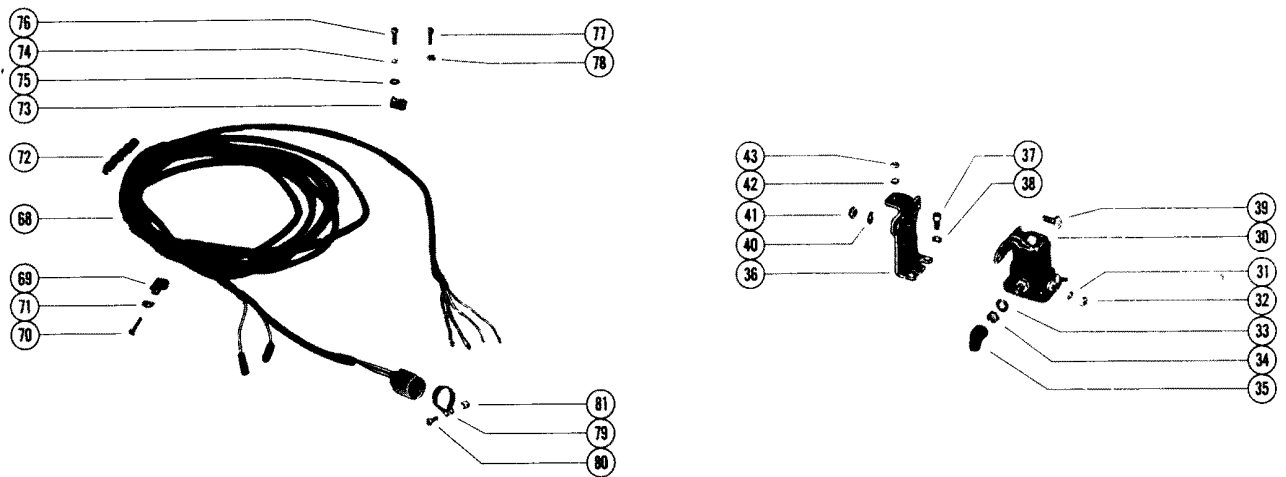
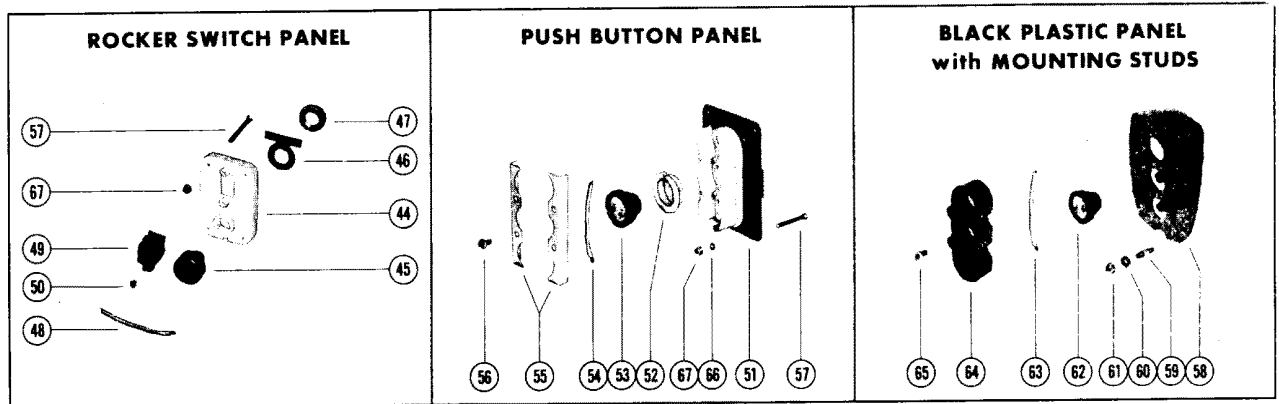


OUTBOARD POWER TRIM KIT COMPLETE A

REF. NO.	PART NO.	SYM.	QTY.	DESCRIPTION
26	13-39107		4,4,4,4	LOCKWASHER, MOUNTING BRACKET SCREW
27	11-21908		4,4,4,4	NUT, MOUNTING BRACKET SCREW
28	10-28009		2,2,2,2	BOLT, HYDRAULIC PUMP TO BOAT (3 1/4")
29	11-35304		2,2,2,2	NUT, HYDRAULIC PUMP BOLT
30	25661		1,1,1,1	STARTER SOLENOID
31	13-26996		2,2,2,2	LOCKWASHER, STARTER SOLENOID TERMINAL (#10)
32	11-20645		2,2,2,2	NUT, STARTER SOLENOID TERMINAL (#10)
33	13-26993		2,2,2,2	LOCKWASHER, STARTER SOLENOID TERMINAL (5/16")
34	11-20083		2,2,2,2	NUT, STARTER SOLENOID TERMINAL (5/16")
35	46265		2,2,2,2	BOOT, RUBBER - STARTER SOLENOID TERMINAL
36	45321		1,1,1,1	BRACKET, MOUNTING - STARTER SOLENOID
37	10-21140		2,2,2,2	SCREW, MOUNTING BRACKET TO HYDRAULIC PUMP (1/2")
38	13-26992		2,2,2,2	LOCKWASHER, MOUNTING BRACKET SCREW
39	10-34290		2,2,2,2	SCREW, STARTER SOLENOID TO MOUNTING BRACKET (5/8")
40	13-26992		2,2,2,2	LOCKWASHER, STARTER SOLENOID SCREW
41	11-21825		2,2,2,2	NUT, STARTER SOLENOID SCREW
42	13-27660		1,1,1,1	LOCKWASHER, HYDRAULIC PUMP THRU BOLT
43	11-20645		1,1,1,1	NUT, MOUNTING BRACKET TO HYDRAULIC PUMP THRU BOLT
-	45341A3		1,,,	CONTROL PANEL ASSEMBLY,COMPLETE
-	48413A2		,1,,	CONTROL PANEL ASSEMBLY,COMPLETE GREEN, WHITE AND YELLOW PUSH BUTTONS
-	48413A5		,,1,	CONTROL PANEL ASSEMBLY,COMPLETE RED/GREEN, WHITE AND RED PUSH BUTTONS
-	55642A3		,,1,	CONTROL PANEL ASSEMBLY,COMPLETE
44	38705		1,,,	PANEL, CONTROL
45	52337		1,,,	SWITCH, IGNITION (WITH KEY #30431) WHEN ORDERING REPLACEMENT KEYS ALSO LIST NUMBER STAMPED ON KEY
46	38-45339		1,,,	INSERT, IGNITION SWITCH - CONTROL PANEL)
47	32861		1,,,	BEZEL, IGNITION SWITCH TO CONTROL PANEL
48	45340		1,,,	JUMPER WIRE, IGNITION SWITCH TO ROCKER SWITCH (RED - 4")
49	45002		1,,,	SWITCH, ROCKER - CONTROL PANEL
50	10-38792		2,,,	SCREW, ROCKER SWITCH TO CONTROL PANEL (5/16")
51	48413		,1,1,	PANEL, CONTROL
52	48055		,1,,	PUSH BUTTON, CONTROL PANEL OUT - GREEN
	48056		,1,,	PUSH BUTTON, CONTROL PANEL DOWN/IN - WHITE
	48057		,1,,	PUSH BUTTON, CONTROL PANEL UP-YELLOW
	53108		,,1,	PUSH BUTTON, CONTROL PANEL UP/OUT-RED/GREEN
	53109		,,1,	PUSH BUTTON, CONTROL PANEL IN-WHITE
	53110		,,1,	PUSH BUTTON, CONTROL PANE UP-RED
53	29759		,3,3,	SWITCH, PUSH BUTTON
54	48078		,1,1,	JUMPER WIRE, PUSH BUTTON SWITCH

CONTINUED ON NEXT PAGE ➡

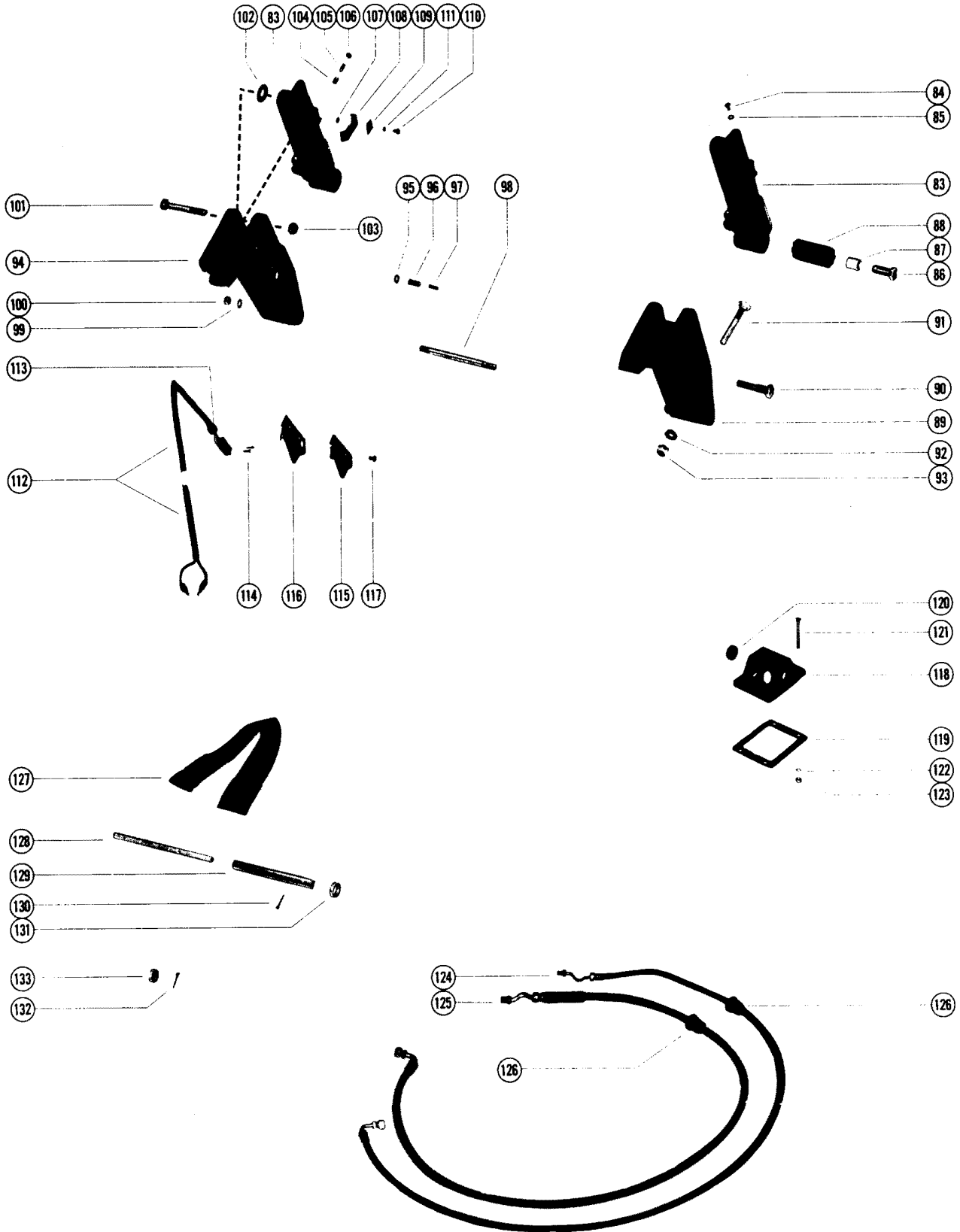
OUTBOARD POWER TRIM KIT COMPLETE A



OUTBOARD POWER TRIM KIT COMPLETE A

REF. NO.	PART NO.	SYM.	QTY.	DESCRIPTION
54	5S107		,,1,1	JUMPER WIRE, PUSH BUTTON SWITCH (PURPLE - 3")
55	48438		,2,2,	RETAINER, SWITCH TO CONTROL PANEL
-	53517		,,2,	ANCHOR STRIP
56	10-32024		,4,4,	SCREW, SWITCH RETAINER TO CONTROL PANEL
57	10-32866		4,4,4,	SCREW, CONTROL PANEL TO BOAT (2")
58	55642A1		,,,1	PANEL, CONTROL
59	16-55422		,,,4	STUD, CONTROL PANEL TO BOAT (2")
60	12-24676		,,,4	WASHER, CONTROL PANEL STUD
61	11-27164		,,,4	NUT, CONTROL PANEL STUD
62	55738A1		,,,3	SWITCH, PUSH BUTTON - CONTROL PANEL
63	48078		,,,1	JUMPER WIRE, PUSH BUTTON SWITCH (RED - 3-1/4")
64	55641		,,,1	RETAINER, PUSH BUTTON SWITCH
65	10-30663		,,,4	SCREW, SWITCH RETAINER TO CONTROL PANEL (1/2")
66	12-24676		,4,4,	WASHER, CONTROL PANEL SCREW
67	11-20190		4,4,4,	NUT, CONTROL PANEL SCREW
68	45341-20		1,1,1,1	HARNESS, CONTROL PANEL (20 FEET)
69	54-22875		3,,,	CLAMP, HARNESS TO BOAT
	54-22875		,5,,	CLAMP, HARNESS TO BOAT
70	10-35401		5,5,,	SCREW, HARNESS CLAMP TO BOAT (1")
71	22789		3,,,	"D" WASHER, HARNESS CLAMP ATTACHING SCREW
	22789		,5,,	"D" WASHER, HARNESS CLAMP ATTACHING SCREW
72	33865		,1,1,1	BINDER, NYLON - CONTROL PANEL HARNESS
73	54-22875		3,3,3,	CLAMP, HARNESS ATTACHING
	54-23567		,3,3,	CLAMP, HARNESS ATTACHING
74	22789		3,3,3,	"D" WASHER, HARNESS CLAMP SCREW
75	12-20878		3,3,3,	WASHER, HARNESS CLAMP SCREW
76	10-33615		3,3,3,	SCREW, WOOD - HARNESS CLAMP TO BOAT (1")
77	10-20644		3,3,3,	SCREW, HARNESS CLAMP TO BOAT (1")
78	11-20645		3,3,3,	NUT, HARNESS CLAMP SCREW
79	54-46770		1,1,1,1	CLAMP, HARNESS FASTENING
80	10-29227		1,1,1,1	SCREW, HARNESS FASTENING CLAMP (1/2")
81	11-34388		1,1,1,1	NUT, HARNESS FASTENING SCREW

OUTBOARD POWER TRIM KIT COMPLETE B

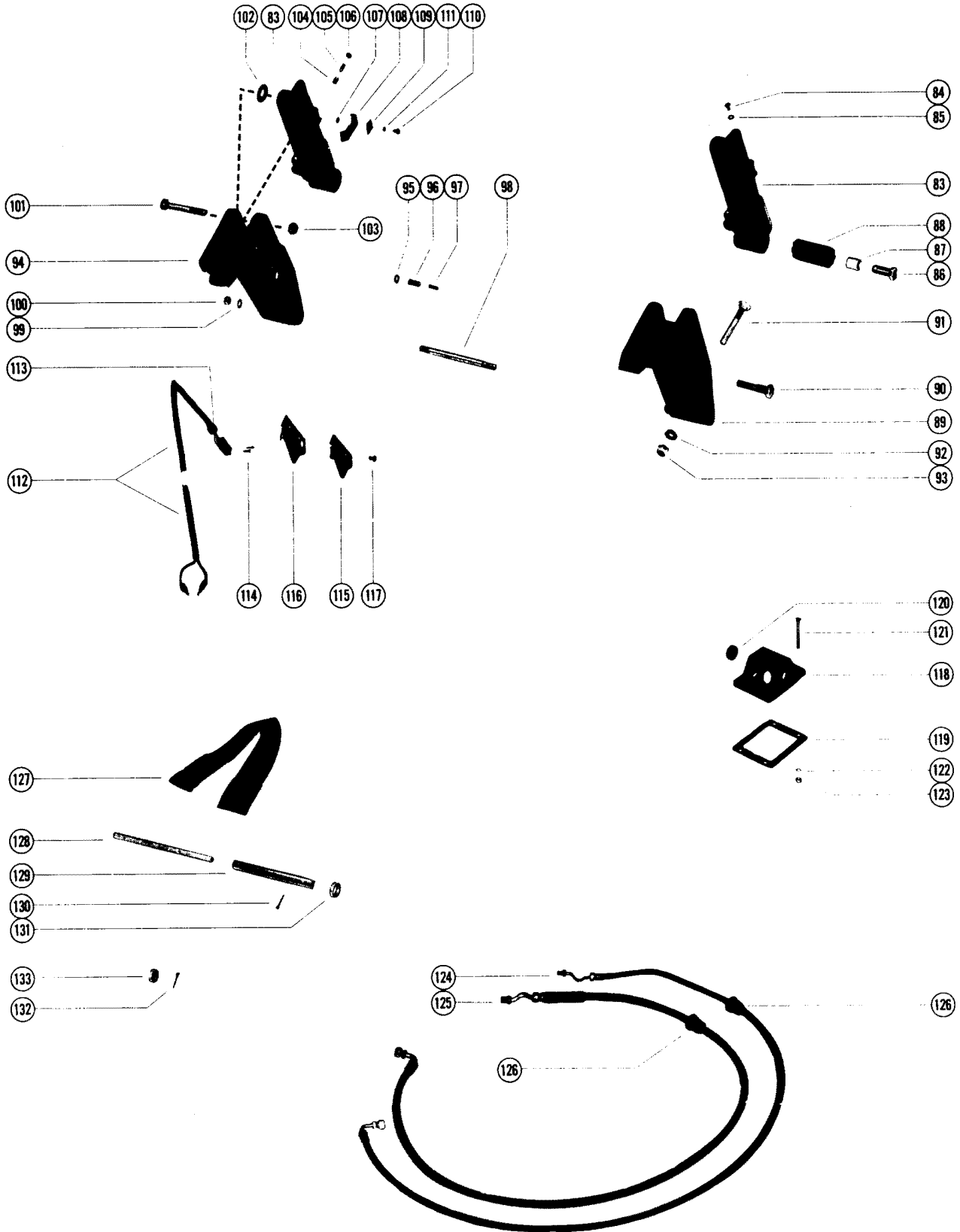


OUTBOARD POWER TRIM KIT COMPLETE B

REF. NO.	PART NO.	SYM.	QTY.	DESCRIPTION
-	45194A8		1,,,	OUTBOARD POWER TRIM ASSEMBLY INCLUDES REF.# 1 - #133 AS LISTED ON OUTBOARD POWERS TRIM KIT, COMPLETE A AND B
-	45194A10		,1,,	OUTBOARD POWER TRIM ASSEMBLY INCLUDES REF.# 1 - #133 AS LISTED ON OUTBOARD POWERS TRIM KIT, COMPLETE A AND B
-	45194A11		,,1,	OUTBOARD POWER TRIM ASSEMBLY INCLUDES REF.# 1 - #133 AS LISTED ON OUTBOARD POWERS TRIM KIT, COMPLETE A AND B
-	45194A13		,,,1	OUTBOARD POWER TRIM ASSEMBLY INCLUDES REF.# 1 - #133 AS LISTED ON OUTBOARD POWERS TRIM KIT, COMPLETE A AND B
83	45194A9		2,2,2,2	SHOCK CYLINDER ASSEMBLY .
84	10-45265		4,4,4,4	SCREW, BLEED - SHOCK CYLINDER
85	25-45016		4,4,4,4	"O" RING, SHOCK CYLINDER BLEED SCREW
86	10-45264		2,2,2,2	SCREW, SHOCK CYLINDER TO LOWER SHOCK PIN (1 9/16")
87	23-45280		2,2,2,2	SPACER, SHOCK CYLINDER - LOWER
88	23-45281		2,2,2,2	BUSHING, RUBBER - SHOCK CYLINDER
89	45195		1,1,1,1	BRACKET, MOUNTING - SHOCK CYLINDER (PORT)
90	10-45263		2,2,2,2	SCREW, MOUNTING BRACKET TO UPPER SHOCK PIN (2 1/4")
91	10-28009		4,4,4,4	BOLT, MOUNTING BRACKET TO BOAT TRANSOM (3 1/4")
92	12-28008		4,4,4,4	WASHER, MOUNTING BRACKET BOLT
93	11-35304		4,4,4,4	NUT, MOUNTING BRACKET BOLT
94	45196A2		1,1,1,1	BRACKET ASSEMBLY, MOUNTING - SHOCK CYLINDER (STARBOARD)
95	26-24590		1,1,1,1	OIL SEAL, STARBOARD MOUNTING BRACKET
96	45286		1,1,1,1	PLUNGER, LIMIT SWITCH ACTUATING
97	24-45272		1,1,1,1	SPRING, TENSION - LIMIT SWITCH PLUNGER
98	16-45282		1,1,1,1	STUD, MOUNTING BRACKET AND CLAMP BRACKET
99	13-26993		2,2,2,2	LOCKWASHER, MOUNTING BRACKET TO CLAMP BRACKET STUD
100	11-20083		2,2,2,2	NUT, MOUNTING BRACKET TO CLAMP BRACKET STUD
101	10-45328		2,2,2,2	SCREW, SHOCK CYLINDER TO MOUNTING BRACKET (3 9/16")
102	12-37807		1,1,1,1	WASHER, SHOCK CYLINDER SCREW (STARBOARD ONLY)
103	11-20696		2,2,2,2	NUT, SHOCK CYLINDER SCREW
104	24-24390		1,1,1,1	SPRING, TENSION - ADJUSTING STUD
105	16-21085		1,1,1,1	STUD, ADJUSTING - CUT-OUT LIMIT SWITCH
106	11-29488		1,1,1,1	NUT, JAM - LIMIT SWITCH ADJUSTING STUD
107	12-24882		AR,,,	WASHER, RETAINING PLATE AND CAM SCREW
108	45508		1,1,1,1	CAM, LIMIT SWITCH ADJUSTING STUD
109	45509		1,1,1,1	PLATE, RETAINING - LIMIT SWITCH CAM
110	10-31903		1,1,1,1	SCREW, RETAINING PLATE AND CAM TO SHOCK CYLINDER
111	13-26996		1,1,1,1	LOCKWASHER, RETAINING PLATE AND CAM SCREW

CONTINUED ON NEXT PAGE ➡

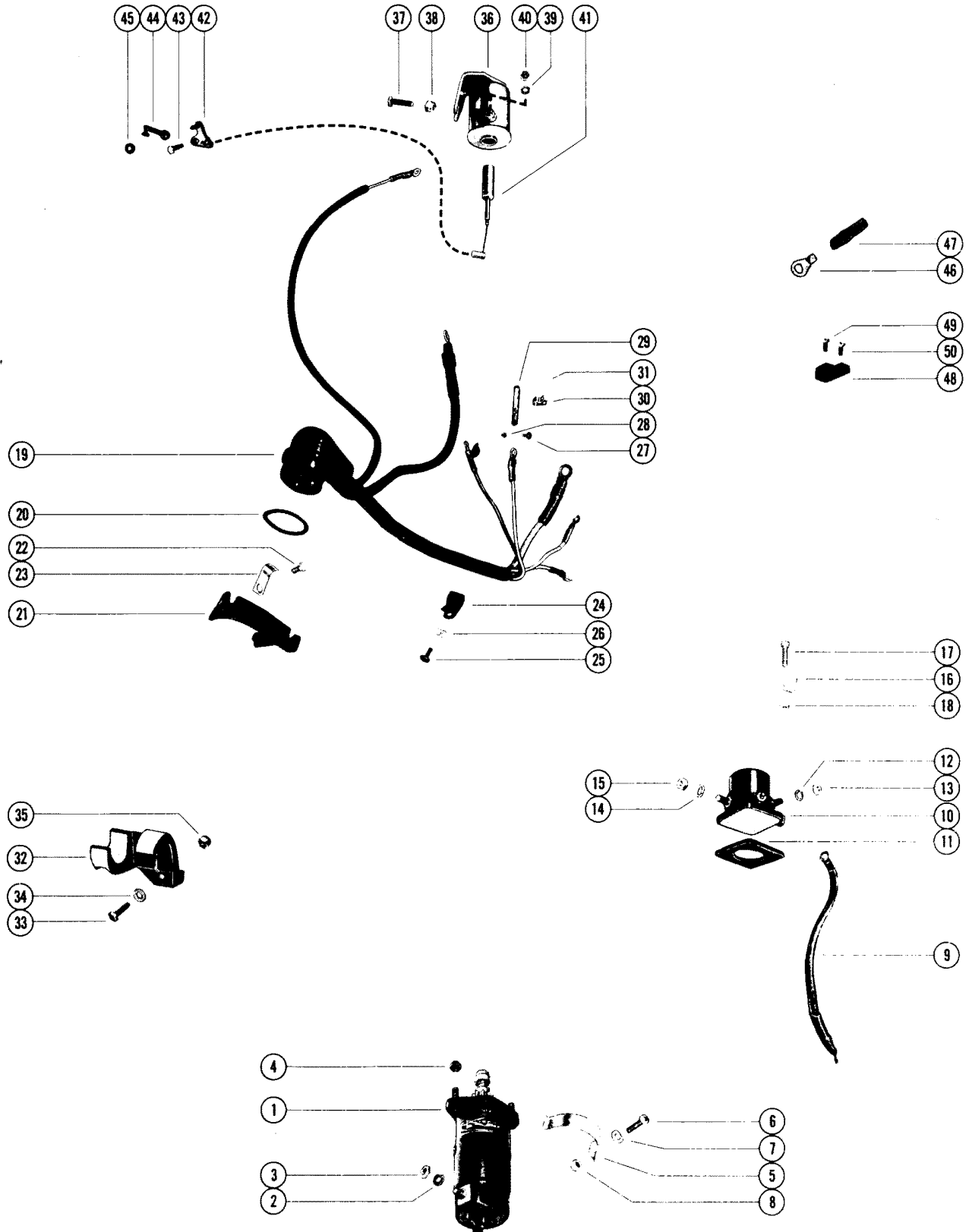
OUTBOARD POWER TRIM KIT COMPLETE B



OUTBOARD POWER TRIM KIT COMPLETE B

REF. NO.	PART NO.	SYM.	QTY.	DESCRIPTION
112	45326A2		1,1,1,1	SWITCH ASSEMBLY, CUT-OUT LIMIT
113	23-45354		1,1,1,1	BUSHING, RUBBER - CUT-OUT LIMIT SWITCH
114	10-47255		2,2,2,2	SCREW, CUT-OUT LIMIT SWITCH TO MOUNTING BRACKET (9/16")
115	45287		1,1,1,1	COVER, LIMIT SWITCH
116	27-45275		1,1,1,1	GASKET, LIMIT SWITCH COVER
117	10-24942		5,5,5,5	SCREW, LIMIT SWITCH COVER TO MOUNTING BRACKET (7/16")
118	45289		1,1,1,1	COVER, INLET- TRANSOM
119	27-45274		1,1,1,1	GASKET, INLET COVER
120	25-45507		1,1,1,1	GROMMET, RUBBER - INLET COVER
121	10-32866		4,4,4,4	SCREW, INLET COVER TO BOAT (2")
122	12-20878		4,4,4,4	WASHER, INLET COVER SCREW
123	11-29488		4,4,4,4	NUT, INLET COVER SCREW
124	32-45327		2,2,2,2	HOSE, TRIM - CYLINDER TO CONTROL VALVE (5) - 13/32" O. D.
125	32-45959		2,2,2,2	HOSE, LIFT - CYLINDER TO CONTROL VALVE (5) - 17/32" O. D.
126	23-35977		4,4,4,4	GROMMET, RUBBER - LIFT HOSE AND TRIM HOSE
127	45491		1,1,1,1	TILT STOP
128	20208		1,1,1,1	SHAFT, REVERSE LOCK PIVOT
129	45492		1,1,1,1	TUBE, MOUNTING - TILT STOP
130	18-20209		1,1,1,1	COTTER PIN, MOUNTING TUBE TO PIVOT SHAFT
131	12-24482		1,1,1,1	WASHER, TILT STOP MOUNTING TUBE
132	18-20209		1,1,1,1	COTTER PIN, TILT PIN RETAINING .
133	12-39304		1,1,1,1	WASHER,TILT PIN

ELECTRIC STARTER KIT (MERC 200 - SERIAL #2296267 AND UP)

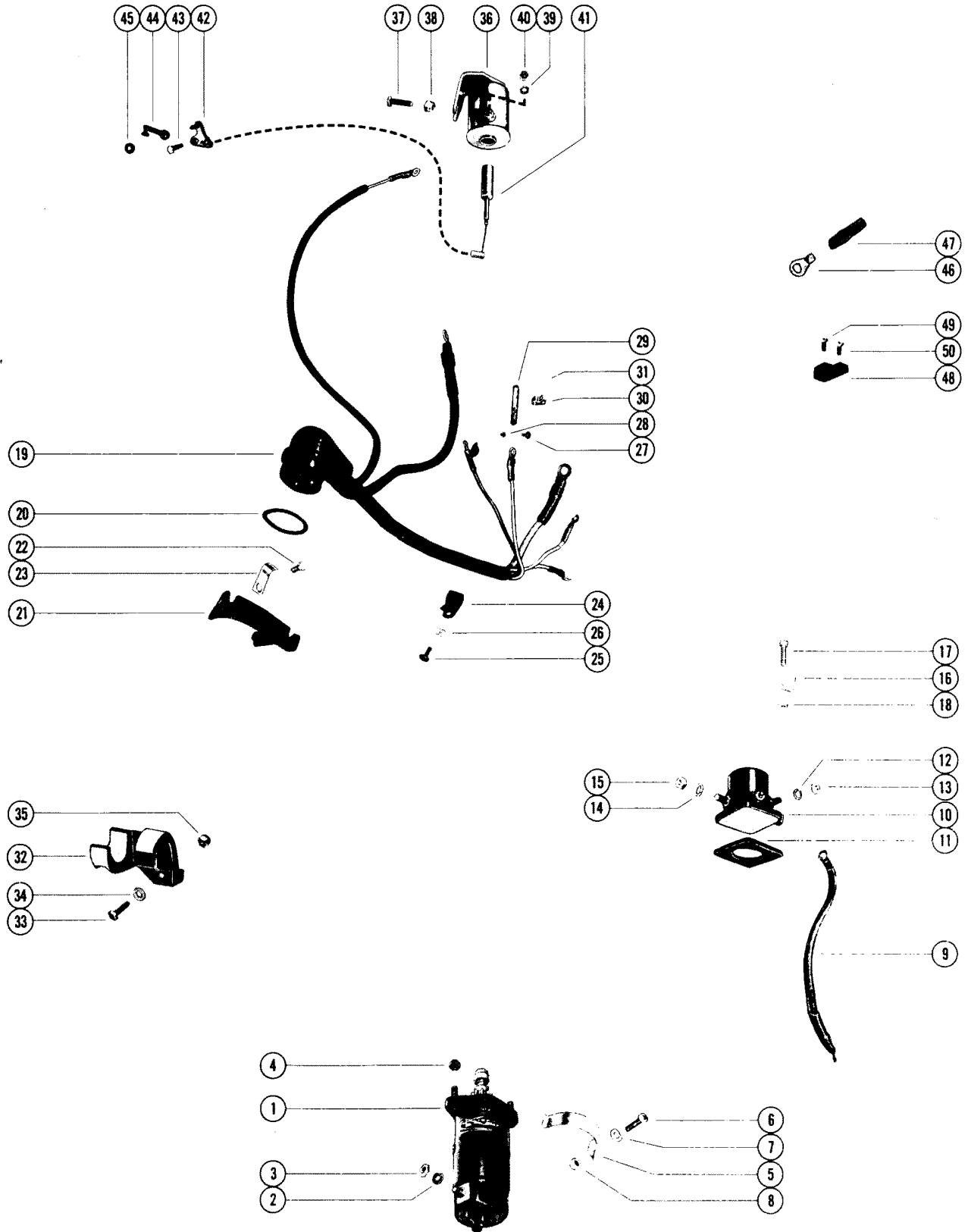


ELECTRIC STARTER KIT (MERC 200 - SERIAL #2296267 AND UP)

REF. NO.	PART NO.	SYM.	QTY.	DESCRIPTION
-	50-47216A1		1,,	ELECTRIC STARTER MOTOR KIT SERIAL #2296267 THRU SERIAL #2827676
-	50-47216A2		,1,	ELECTRIC STARTER MOTOR KIT SERIAL #2827677 THRU SERIAL #3537530
-	50-47216A3		,,1	ELECTRIC STARTER MOTOR KIT SERIAL #3537531 AND UP
1	50-47216		1,1,1	STARTER MOTOR SEE MERC 200 HEAVY DUTY WATER PUMP KIT FOR BREAKDOWN OF STARTER MOTOR
2	13-26992		1,1,1	LOCKWASHER, STARTER MOTOR TERMINAL
3	11-20088		1,1,1	NUT, STARTER MOTOR TERMINAL (1/4 - 28)
4	11-20361		2,2,2	NUT, STARTER MOTOR STUDS (1 /4 - 28)
5	54-47993		1,1,1	CLAMP, STARTER MOTOR FASTENING
6	10-22483		1,1,1	SCREW, STARTER MOTOR CLAMP TO CYLINDER BLOCK (1 1/8")
7	12-46897		1,1,1	WASHER, STARTER MOTOR CLAMP SCREW
8	11-20361		1,1,1	NUT, STARTER MOTOR CLAMP SCREW (1/4 - 28)
9	25596		1,,	CABLE, JUMPER - STARTER MOTOR TO STARTER SOLENOID
	54651		,1,	CABLE, JUMPER - STARTER MOTOR TO STARTER SOLENOID
	84-65063		,,1	CABLE, JUMPER - STARTER MOTOR TO STARTER SOLENOID
10	47886		1,1,1	SOLENOID, STARTER
11	27-47829		1,1,1	GASKET, STARTER SOLENOID
12	13-26996		2,2,	LOCKWASHER, STARTER SOLENOID TERMINAL (#10)
	13-26996		,,1	LOCKWASHER, STARTER SOLENOID TERMINAL (#10)
13	11-20645		2,2,2	NUT, STARTER SOLENOID TERMINAL (10-32)
14	13-20202		2,2,2	LOCKWASHER, STARTER SOLENOID TERMINAL (5/16")
15	11-20083		2,2,2	NUT, STARTER SOLENOID TERMINAL (5/16 - 24)
16	54-47830		2,2,2	CLAMP, NYLON - STARTER SOLENOID FASTENING
17	10-45862		2,2,2	SCREW, STARTER SOLENOID CLAMP TO CRANKCASE (7/8")
18	11-46438		2,2,2	NUT, STARTER SOLENOID CLAMP SCREW
19	47929		1,,	WIRING HARNESS, INTERNAL
	57022		,1,	WIRING HARNESS, INTERNAL
	84-64997		,,1	WIRING HARNESS, INTERNAL
20	24-28975		1,1,1	SPRING, GARTER - INTERNAL WIRING HARNESS
21	54-47831		1,,	CLAMP, INTERNAL WIRING HARNESS TO BOTTOM COWL
	54-52876		,1,1	CLAMP, INTERNAL WIRING HARNESS TO BOTTOM COWL
22	10-20189		2,2,2	SCREW, LEAD WIRE AND HARNESS CLAMP TO BOTTOM COWL (3/4")
	10-61802		,,2	SCREW, LEAD WIRE AND HARNESS CLAMP TO BOTTOM COWL (7/8")
23	54-33361		2,2,2	CLAMP, LEAD WIRE FASTENING TO HARNESS CLAMP
24	54-23567		1,1,1	CLAMP, WIRING HARNESS TO CRANKCASE RANGE
25	10-40663		1,1,	SCREW, WIRING HARNESS CLAMP FASTENING (3/8")
	10-31206		,,1	SCREW, WIRING HARNESS CLAMP FASTENING (7/16")

CONTINUED ON NEXT PAGE ➡

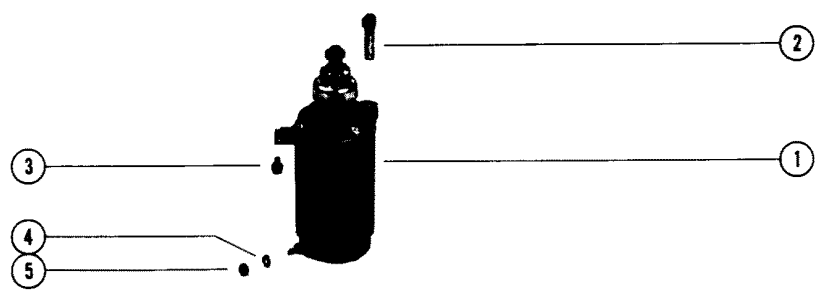
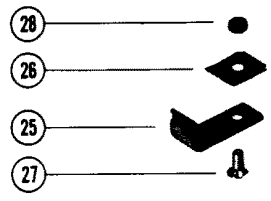
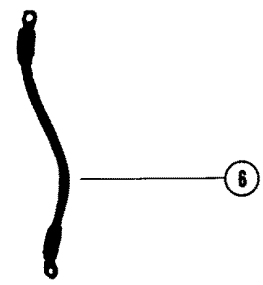
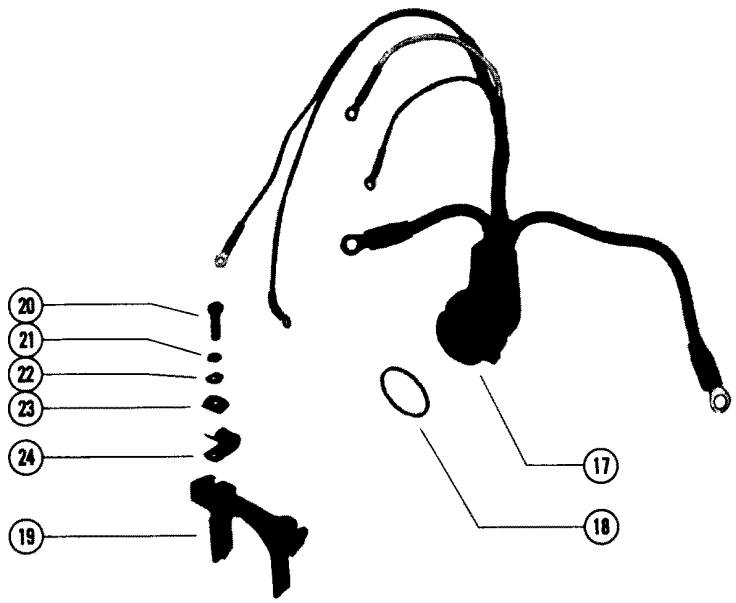

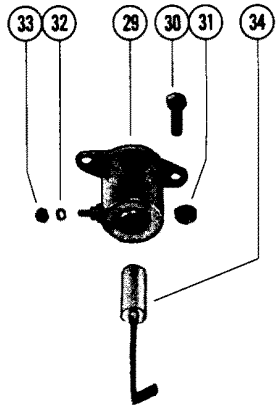
ELECTRIC STARTER KIT (MERC 200 - SERIAL #2296267 AND UP)



ELECTRIC STARTER KIT (MERC 200 - SERIAL #2296267 AND UP)

REF. NO.	PART NO.	SYM.	QTY.	DESCRIPTION
26	22789		1,1,1	"D" WASHER, WIRING HARNESS CLAMP
27	10-36046		,,1	SCREW, LEAD ATTACHING
28	11-62590		,,1	NUT, LEAD ATTACHING SCREW
29	85-64080-1		,,1	INSULATOR, LEAD COVERING
30	54-22875		,,1	CLIP, LEAD ATTACHING
31	22789		,,1	"D" WASHER, LEAD ATTACHING CLIP
32	47951		1,1,1	BRACKET, SUPPORT - EXTERNAL WIRING HARNESS
33	10-36137		1,1,1	SCREW, WIRING HARNESS SUPPORT TO BOTTOM COWL (1")
34	12-24664		1,1,1	WASHER, WIRING HARNESS SUPPORT SCREW
35	11-46887		1,1,1	NUT, WIRING HARNESS SUPPORT SCREW
36	47928		1,,	CHOKE SOLENOID
	54292A4		,1,1	CHOKE SOLENOID
37	10-22956		1,1,1	SCREW, CHOKE SOLENOID TO FRONT COWL SUPPORT BRACKET (7/8")
38	11-46887		1,1,1	NUT, CHOKE SOLENOID SCREW
39	13-26996		1,1,1	LOCKWASHER, CHOKE SOLENOID TERMINAL
40	11-20645		1,1,1	NUT, CHOKE SOLENOID TERMINAL
41	48315A5		1,,	PLUNGER ASSEMBLY, CHOKE SOLENOID
	56074A1		,1,	PLUNGER ASSEMBLY, CHOKE SOLENOID
	56074A4		,,1	PLUNGER ASSEMBLY, CHOKE SOLENOID
42	65108		,,1	LEVER, CHOKE
43	10-65109		,,1	SCREW, CHOKE LEVER TO CARBURETOR
44	65107		,,1	LINK, CHOKE
45	11-65110		,,1	NUT, LINK TO CHOKE LEVER
46	22924		,1,	TERMINAL, #10 RING
47	23-37961		,1,	SLEEVE, TERMINAL
48	45915		,1,	TERMINAL BLOCK
49	10-31206		,2,	SCREW, TERMINAL BLOCK TO EXHAUST MANIFOLD COVER (7/16")
50	10-38792		,1,	SCREW, TERMINAL TO BLOCK (5/16")

ELECTRIC STARTER KIT (MERC 400 - 2 CYLINDER)

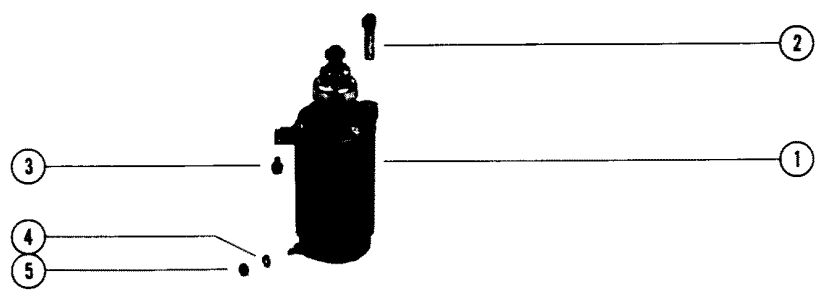
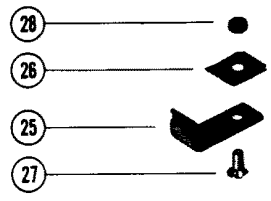
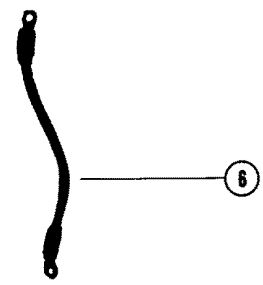
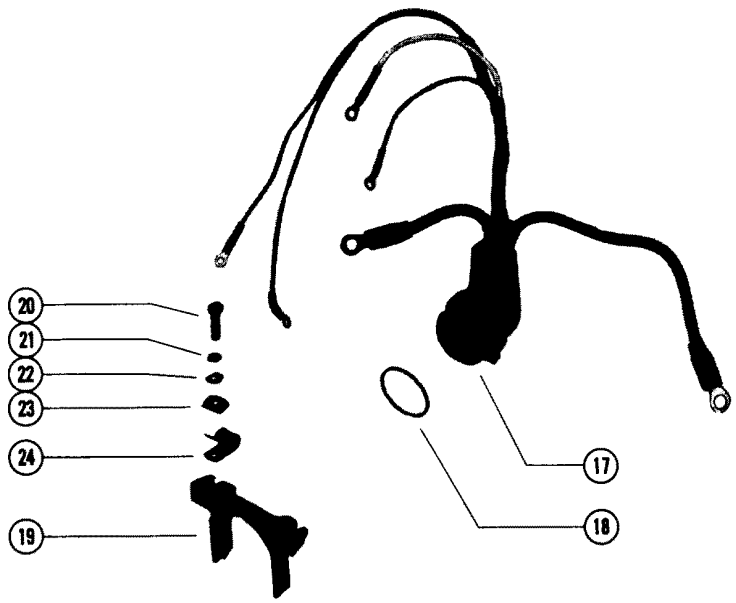

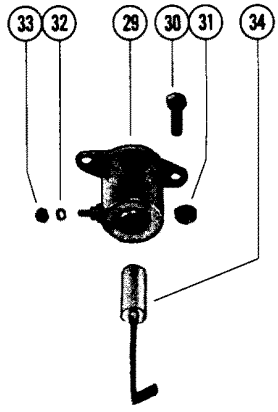


ELECTRIC STARTER KIT (MERC 400 - 2 CYLINDER)

REF. NO.	PART NO.	SYM.	QTY.	DESCRIPTION
-	50-55601A1		1	ELECTRIC STARTER MOTOR KIT
1	50-55601		1	STARTER MOTOR (SEE TACHOMETER ASSEMBLY FOR BREAKDOWN OF STARTER MOTOR)
2	10-35213		2	SCREW, MOUNTING FLANGE TO STARTER MOTOR
3	10-29197		1	SCREW, BLACK JUMPER LEAD TO STARTER GROUND (5/8")
4	13-26992		1	LOCKWASHER, YELLOW JUMPER LEAD TO STARTER TERMINAL
5	11-20890		1	NUT, STARTER TERMINAL (1/4- 20)
6	56466		1	CABLE, JUMPER - STARTER MOTOR TO STARTER SOLENOID
7	25661		1	SOLENOID, STARTER
8	13-26996		2	LOCKWASHER, STARTER SOLENOID TERMINAL (#10)
9	11-20645		2	NUT, STARTER SOLENOID TERMINAL (10-32)
10	46265		1	BOOT, LARGE YELLOW LEAD
11	13-26993		2	LOCKWASHER, STARTER SOLENOID TERMINAL (5/16")
12	11-20083		2	NUT, STARTER SOLENOID TERMINAL (5/ 16- 24)
13	38938		2	BOOT, SMALL YELLOW AND BLACK LEADS
14	10-21625		2	SCREW, STARTER SOLENOID TO COWL SUPPORT BRACKET (3/4")
15	13-26992		2	LOCKWASHER, STARTER SOLENOID SUPPORT SCREW (1/4")
16	12-29245		2	WASHER, STARTER SOLENOID SUPPORT SCREW (1/4")
17	56370		1	WIRING HARNESS, INTERNAL
18	24-28975		1	SPRING, GARTER
19	54-52876		1	CLAMP, INTERNAL WIRING HARNESS TO BOTTOM COWL
20	10-45862		2	SCREW, LEAD WIRE AND HARNESS CLAMP TO BOTTOM COWL
21	13-26996		2	LOCKWASHER, LEAD WIRE AND HARNESS CLAMP TO BOTTOM COWL
22	12-20128		2	WASHER, LEAD WIRE AND HARNESS CLAMP TO BOTTOM COWL
23	22789		1	"D" WASHER, WIRING HARNESS LEADS CLAMP
24	54-26550		1	CLAMP, LEAD WIRES TO COWL HARNESS CLAMP
25	34228		1	SUPPORT, EXTERNAL HARNESS
26	52907		1	INSULATOR, WIRING HARNESS SUPPORT TO BOTTOM COWL
27	10-31163		1	SCREW, WIRING HARNESS SUPPORT TO BOTTOM COWL (5/8")
28	11-46887		1	NUT, WIRING HARNESS SUPPORT SCREW
29	54293A5		1	SOLENOID, CHOKE

CONTINUED ON NEXT PAGE ➡

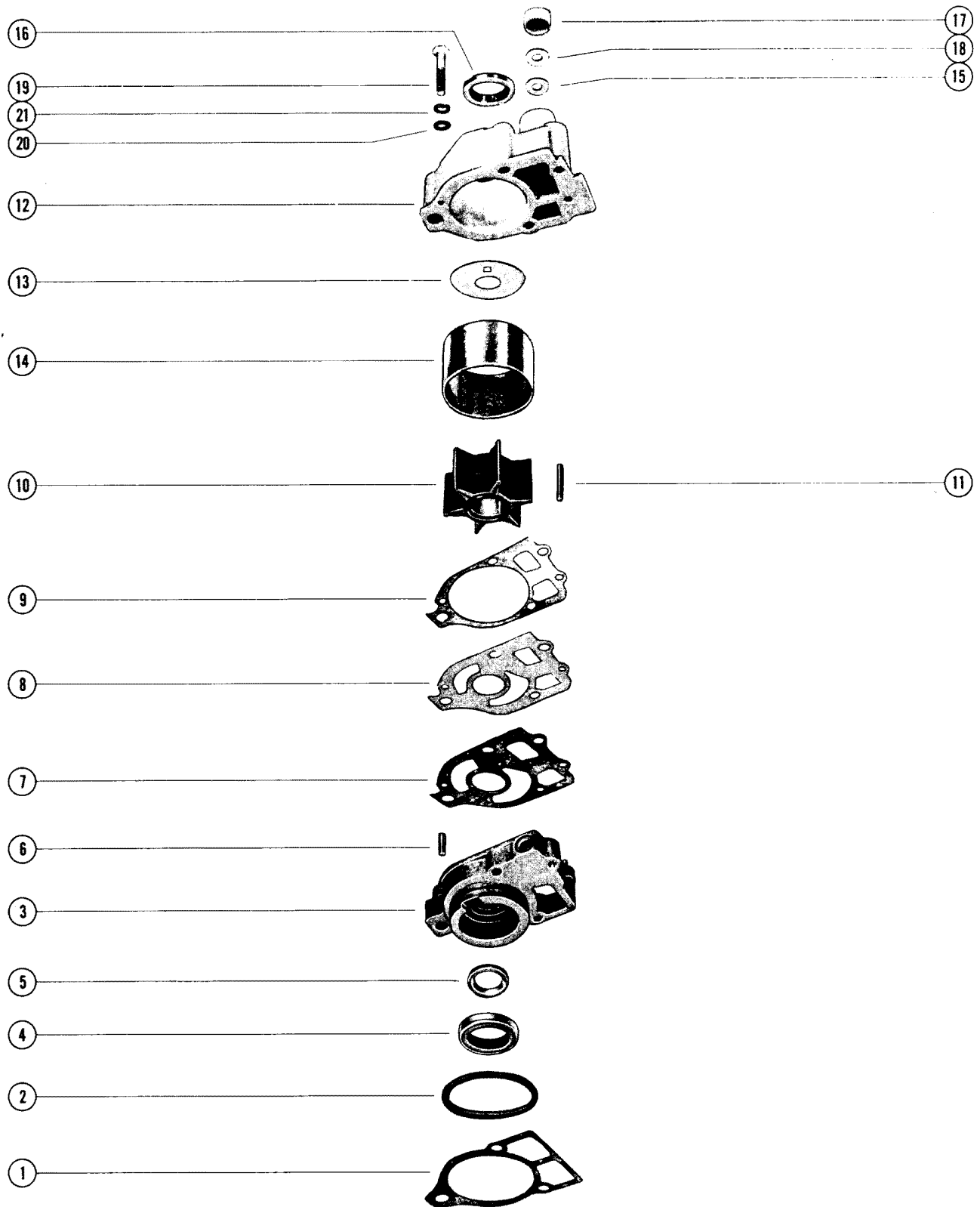
ELECTRIC STARTER KIT (MERC 400 - 2 CYLINDER)



ELECTRIC STARTER KIT (MERC 400 - 2 CYLINDER)

REF. NO.	PART NO.	SYM.	QTY.	DESCRIPTION
30	10-26065		2	SCREW, COWL SUPPORT BRACKET TO CHOKE SOLENOID (1")
31	11-46793		2	NUT, CHOKE SOLENOID SCREW (5/16-24)
32	13-26996		1	LOCKWASHER, GRAY LEAD TO CHOKE SOLENOID (#10)
33	11-20645		1	NUT, CHOKE SOLENOID TERMINAL (10- 32)
34	56074A2		1	PLUNGER ASSEMBLY,CHOKE SOLENOID

HEAVY DUTY WATER PUMP KIT



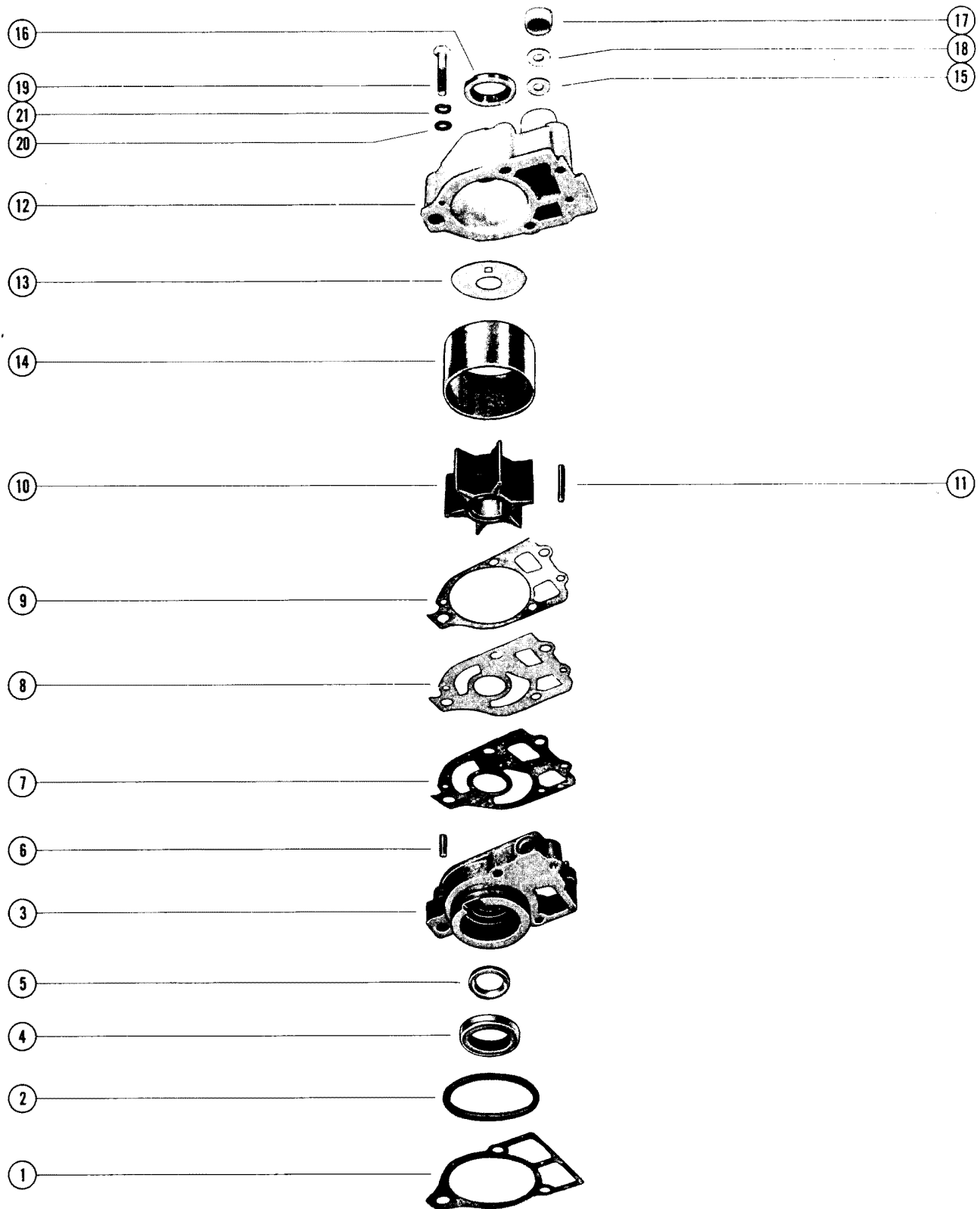
HEAVY DUTY WATER PUMP KIT

REF. NO.	PART NO.	SYM.	QTY.	DESCRIPTION
-	46-36087A2		1,,,,	HEAVY DUTY WATER PUMP KIT (SEE NOTE)
-	46-38505A2		,1,,,	HEAVY DUTY WATER PUMP KIT (SEE NOTE)
-	46-37313A2		,,1,,	HEAVY DUTY WATER PUMP KIT MERC 350 AND 500
-	46-37433A4		,,,1,	HEAVY DUTY WATER PUMP KIT SUPERSEDED BY C-46-48743A3
-	46-48743A3		,,,1	HEAVY DUTY WATER PUMP KIT (PLASTIC) MERC 650, 950, 1000, 1100 AND 1250
1	27-32438	†	1,,,,1	GASKET, WATER PUMP BASE TO GEAR HOUSING
	27-32771		,,1,,	GASKET, WATER PUMP BASE TO GEAR HOUSING
2	25-30224		1,,,,1	"O" RING, WATER PUMP BASE
	25-26855		,,1,,	"O" RING, WATER PUMP BASE
3	46-38931A1		1,,,,	WATER PUMP BASE ASSEMBLY
	46-48758A1		,,,1	WATER PUMP BASE ASSEMBLY (PLASTIC)
4	26-31489		1,,,,1	OIL SEAL, WATER PUMP BASE - LOWER
5	26-31507		1,,,,1	OIL SEAL, WATER PUMP BASE - UPPER
6	17-35973		2,2,2,2,2	PIN, DOWEL - WATER PUMP BASE TO WATER PUMP BODY
7	27-32433	†	1,1,,1,1	GASKET, LOWER - WATER PUMP BASE TO FACE PLATE
	27-32769		,,1,,	GASKET, LOWER - WATER PUMP BASE TO FACE PLATE
8	35961		1,1,,,	PLATE, FACE - WATER PUMP BASE TO WATER PUMP BODY
	37319		,,1,,	PLATE, FACE - WATER PUMP BASE TO WATER PUMP BODY
	45048	†	,,,1	PLATE, FACE - WATER PUMP BASE TO WATER PUMP BODY
9	27-35975		1,1,,,	GASKET, UPPER - FACE PLATE TO WATER PUMP BODY
	27-37321		,,1,,	GASKET, UPPER - FACE PLATE TO WATER PUMP BODY
	27-45049		,,,1,	GASKET, UPPER - FACE PLATE TO WATER PUMP BODY
	27-32434	†	,,,1	GASKET, UPPER - FACE PLATE TO WATER PUMP BODY
10	47-30221	†	1,1,,1,1	IMPELLER, WATER PUMP
	47-20268		,,1,,	IMPELLER, WATER PUMP
11	28-56654	†	1,1,,1,1	KEY, IMPELLER DRIVE
	17-23733		,,1,,	PIN, IMPELLER DRIVE
12	46-35962A1		1,,,,	WATER PUMP BODY ASSEMBLY
	46-38505A1		,1,,,	WATER PUMP BODY ASSEMBLY
	46-37313A1		,,1,,	WATER PUMP BODY ASSEMBLY
	46-37433A3		,,,1,	WATER PUMP BODY ASSEMBLY
	46-48743A2	†	,,,1	WATER PUMP BODY ASSEMBLY(PLASTIC)
13	35960		1,1,,,	PLATE, BACK - WATER PUMP BODY
13	37315		,,1,,	PLATE, BACK - WATER PUMP BODY
	45046		,,,1,	PLATE, BACK - WATER PUMP BODY
14	35959		1,1,,,	INSERT, WATER PUMP BODY
	37317		,,1,,	INSERT, WATER PUMP BODY
	23-45047		,,,1,	SLEEVE, WATER PUMP BODY

† = NOTE: THIS KIT CAN BE USED ON THE FOLLOWING ENGINES:

CONTINUED ON NEXT PAGE ➡

HEAVY DUTY WATER PUMP KIT



HEAVY DUTY WATER PUMP KIT

REF. NO.	PART NO.	SYM.	QTY.	DESCRIPTION
14	53168	†	,,,1	INSERT, WATER PUMP BODY
15	12-36446		1,1,,1,1	WASHER, WATER PUMP BODY
16	26-31507	†	1,1,,1,1	OIL & SEAL, WATER PUMP BODY
	26-32121		,,1,,	OIL SEAL, WATER PUMP BODY
17	26-36557		1,1,,1,1	SEAL, RUBBER - WATER INLET TUBE
	26-38452		,,1,,	SEAL, RUBBER - WATER INLET TUBE
	26-38970	†	,,,1	SEAL, RUBBER - WATER INLET TUBE
18	12-38453		,,1,,	WASHER, NYLON - WATER INLET TUBE
19	10-53155		,,,1	SCREW, WATER PUMP HOUSING TO BASE
20	12-38753		,,,3	WASHER, WATER PUMP HOUSING STUDS
21	13-26992		,,,1	LOCKWASHER, WATER PUMP HOUSING TO BASE SCREW
-	92-36088-1	†	1,1,1,1,1	LOCTITE (.2CC TUBE)

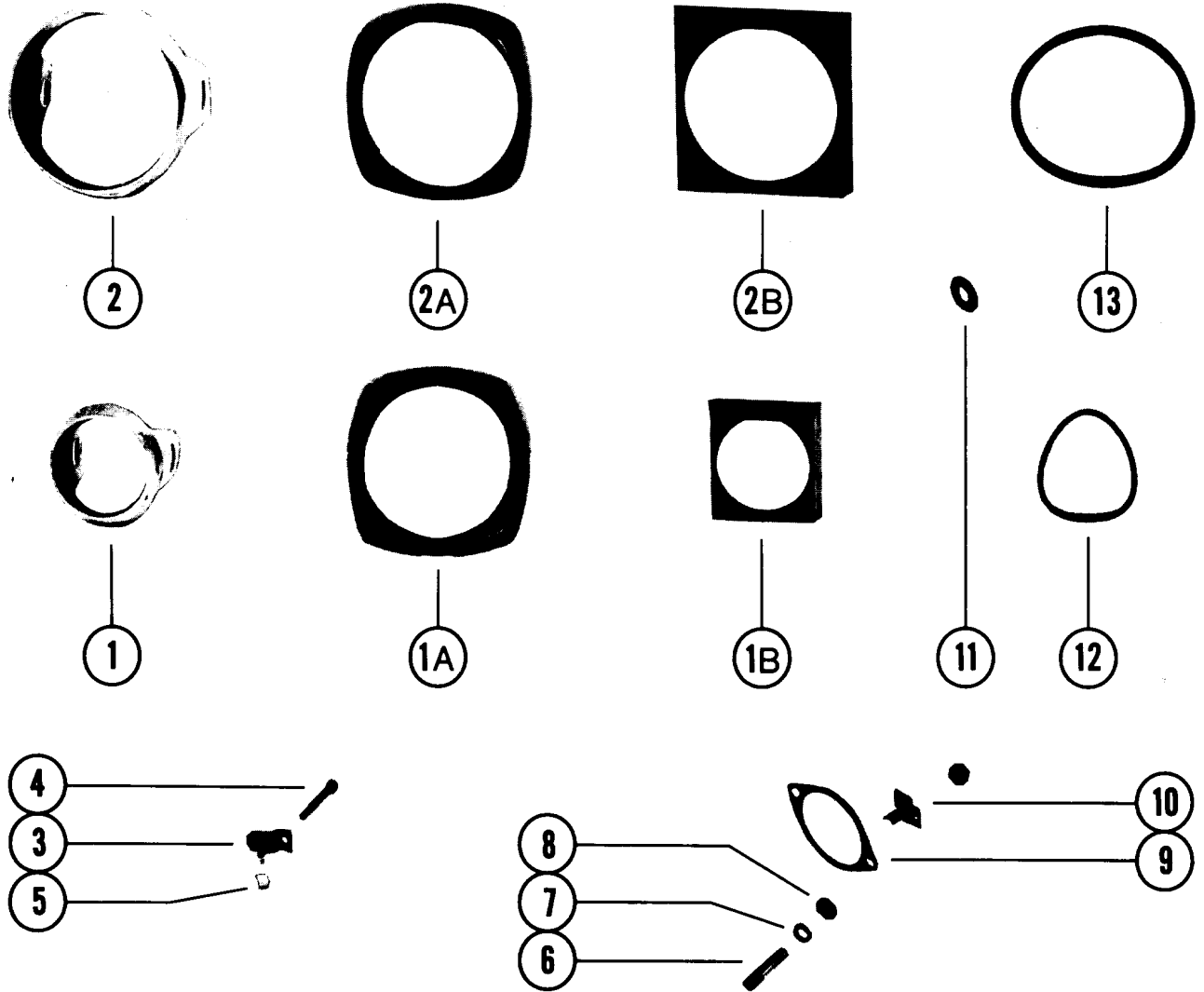
NOTE: [C-46-36084A2] HEAVY DUTY WATER PUMP KIT HAS TO BE USED ON ALL MERC 650, 850 AND 1000 ENGINES WITH A SINGLE SEAL IN THE WATER PUMP BASE.

[C-46-38505A2] HEAVY DUTY WATER PUMP KIT MUST BE USED WITH ALL MERC 650, 850, 900 AND 1000 ENGINES WITH A BOUBLE SEAL IN THE WATER PUMP BASE AND ON OLDER UNITS WITH WATER PICK-UP IN GEAR CASE STRUT.

[C-46-48743A5] HEAVY DUTY WATER PUMP KIT, USED ON MERC 650, 800, 1150 AND 1350 (1970-1971), INCLUDES ALL PARTS NOTED PARTS

† = NOTE: THIS KIT CAN BE USED ON THE FOLLOWING ENGINES:

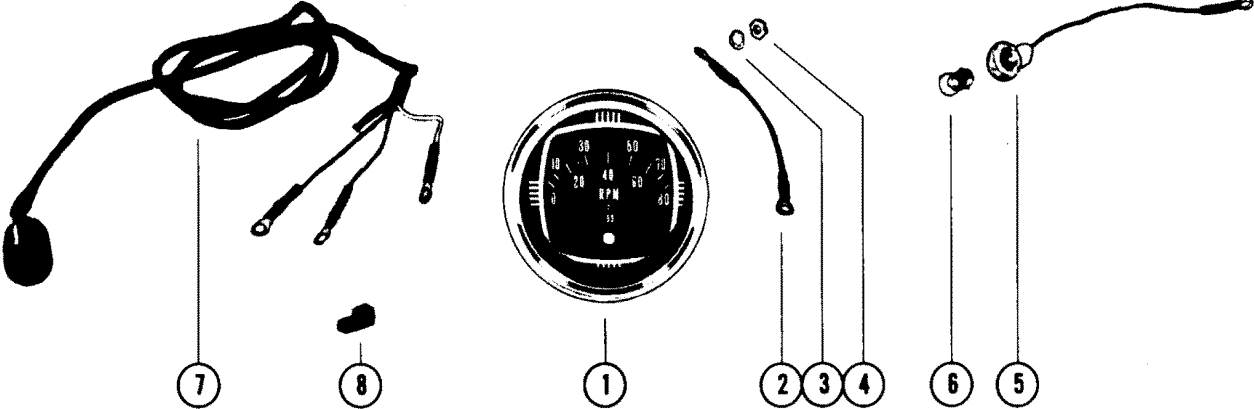
SUNSHADE KITS



SUNSHADE KITS

REF. NO.	PART NO.	SYM.	QTY.	DESCRIPTION
1	53322A1		1,,,,	SUNSHADE KIT (ROUND - SMALL GAUGES)
2	53321A1		,1,,,	SUNSHADE KIT (ROUND - LARGE GAUGES)
1A	55315A1		,,1,,	SUNSHADE KIT (SQUARED - SMALL GAUGES)
2A	55193A1		,,,1,,	SUNSHADE KIT (SQUARED - LARGE GAUGES)
1B	70244A1		,,,1,	SUNSHADE KIT (SQUARE - SMALL GAUGES)
2B	70243A1		,,,1	SUNSHADE KIT (SQUARE - LARGE GAUGES)
3	54-53323A1		2,2,,,	CLIP ASS'Y, MOUNTING
4	10-54467		2,2,,,	SCREW, MOUNTING CLIP
5	53490		2,2,,,	SHOE, MOUNTING CLIP SCREW
6	16-55422		,,2,2,2,	STUD, SUNSHADE ATTACHING (2 ")
	16-55422		,,,4	STUD, SUNSHADE ATTACHING (2 ")
7	13-22238		,,4,4,,	LOCKWASHER, SUNSHADE STUD
8	11-20645		,,4,4,,4	NUT, SUNSHADE STUD
	11-20645		,,,2,	NUT, SUNSHADE STUD
9	55340		,,1,,	RETAINER, GAUGE TO DASHBOARD
	55423		,,1,,1	RETAINER, GAUGE TO DASHBOARD
10	54-55341		,,2,2,,	CLIP, SUNSHADE STUD
11	12-24676		,,,2,	WASHER, SUNSHADE STUD
	12-24676		,,,4	WASHER, SUNSHADE STUD
12	23-76711		,,,1,	SPACER, GAUGE ATTACHING (2 1/32" DIA.)
13	23-76710		,,,1	SPACER, GAUGE ATTACHING (3 3/4" DIA.)

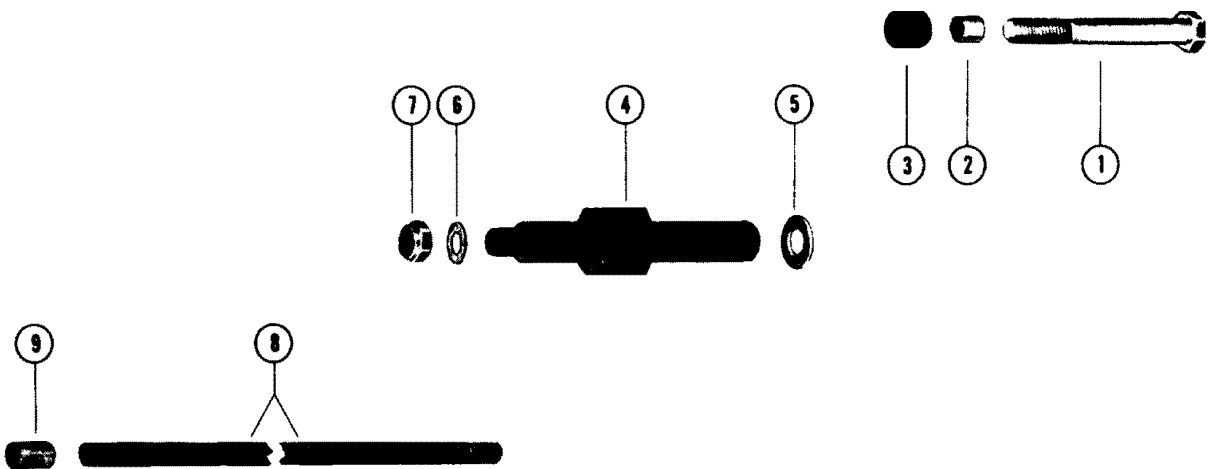
TACHOMETER ASSEMBLY (HEAVY DUTY)



TACHOMETER ASSEMBLY (HEAVY DUTY)

REF. NO.	PART NO.	SYM.	QTY.	DESCRIPTION
1	59777A1		1	TACHOMETER ASSEMBLY, COMPLETE (HEAVY DUTY)
2	46054		1	CABLE, JUMPER LEAD
3	12-20878		2	WASHER, TACHOMETER TERMINALS
4	11-45076		6	NUT, CLAMP AND LEAD FASTENING TERMINALS
5	49917A3		1	SOCKET AND CABLE ASSEMBLY(NOT AS SHOWN)
6	32879		1	LIGHT BULB, TACHOMETER SOCKET
7	46239		1	HARNESS, TACHOMETER TO REMOTE CONTROL
8	45915		1	TERMINAL BLOCK, SWITCH BOX


ADAPTOR ASSEMBLY (POWER TRIM)



ADAPTOR ASSEMBLY (POWER TRIM)

REF. NO.	PART NO.	SYM.	QTY.	DESCRIPTION
-	62538A2		1	ADAPTOR ASSEMBLY, POWER TRIM
1	10-62882		2	SCREW, POWER TRIM BRACKET TO SHOCK MOUNTING PIN (3 1/4")
2	23-62885		2	SPACER, MOUNTING BRACKET SCREW (1/2" I.D.)
	23-89952		2	SPACER, MOUNTING BRACKET SCREW (1/3" I.D.)
3	23-62884		2	SPACER, MOUNTING BRACKET SCREW (3/4" I. D.)
4	17-62887		2	PIN, TRIM CYLINDERS TO SWIVEL BRACKET
5	12-63099		2	WASHER, TRIM CYLINDER PIN (3/4" I.D.)
6	12-54012		2	WASHER, TRIM CYLINDER PIN (1/2" I.D.)
7	11-35778		2	NUT, TRIM CYLINDER PIN
8	16-62888		1	STUD, POWER TRIM BRACKET TO CLAMP BRACKET (18 7/8")
9	23-62886		2	SPACER, POWER TRIM BRACKET STUD (11/32" I.D.)


HYDRAULIC PUMP MOUNTING KIT A



HYDRAULIC PUMP MOUNTING KIT A

REF. NO.	PART NO.	SYM.	QTY.	DESCRIPTION
1	58397A3		1	BRACKET ASSTY, MOUNTING - HYDRAULIC PUMP(FLOOR MOUNTING)
2	58491		2	BUMPER, RUBBER - PUMP MOUNTING BRACKET
3	10-59784		6	SCREW, PUMP MOUNTING BRACKET ATTACHING (1")
4	12-29245		6	WASHER, PUMP MOUNTING BRACKET
5	10-20362		4	SCREW, HYDRAULIC PUMP TO MOUNTING BRACKET (1 1/2")
6	13-39107		4	LOCKWASHER, HYDRAULIC PUMP SCREW
7	23-36534		4	SPACER, HYDRAULIC PUMP SCREW
8	11-21908		4	NUT, HYDRAULIC PUMP SCREW


HYDRAULIC PUMP MOUNTING KIT B



HYDRAULIC PUMP MOUNTING KIT B

REF. NO.	PART NO.	SYM.	QTY.	DESCRIPTION
1	88553A1		1	BRACKET ASSTY, MOUNTING - HYDRAULIC PUMP(FLOOR MOUNTING)
2	58491		2	BUMPER, RUBBER - PUMP MOUNTING BRACKET
3	10-59784		4	SCREW, PUMP MOUNTING BRACKET ATTACHING (1")
4	12-29245		4	WASHER, PUMP MOUNTING BRACKET

PROPELLER SHAFT ASSEMBLY

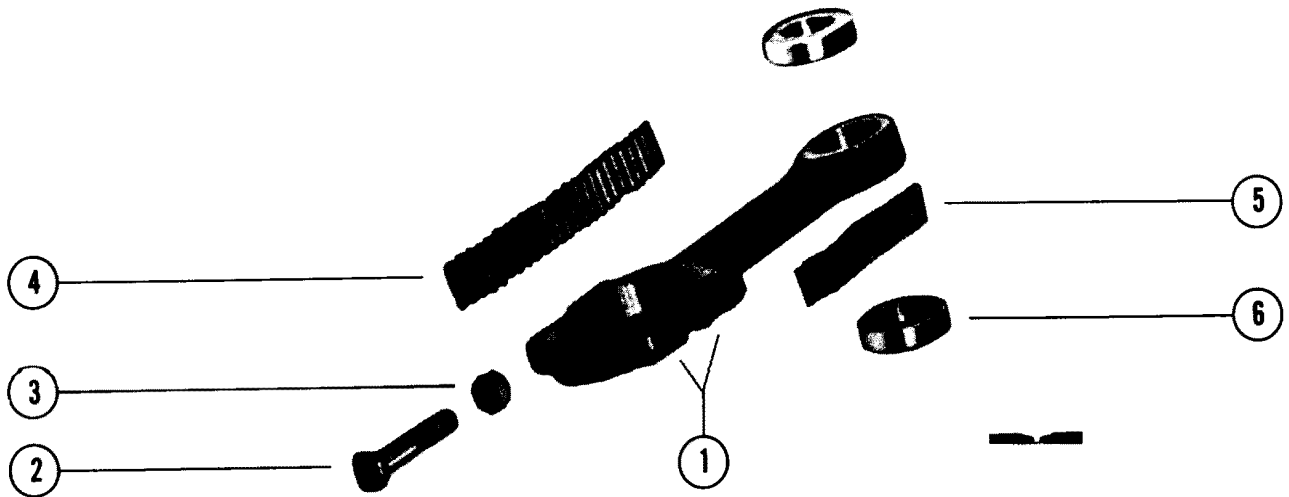


PROPELLER SHAFT ASSEMBLY

REF. NO.	PART NO.	SYM.	QTY.	DESCRIPTION
1	44-46966A1	▲	1	PROPELLER SHAFT ASSEMBLY
2	46961A1		1	THRUST HUB ASSEMBLY
3	12-29590		1	WASHER, CUPPED - THRUST HUB

▲ = USE WITH ALL 6 CYLINDER GEAR SHIFT MODELS AND MERC 650 WHICH USE HI-PERFORMANCE PROPELLER

CONNECTING ROD ASSEMBLY




CONNECTING ROD ASSEMBLY

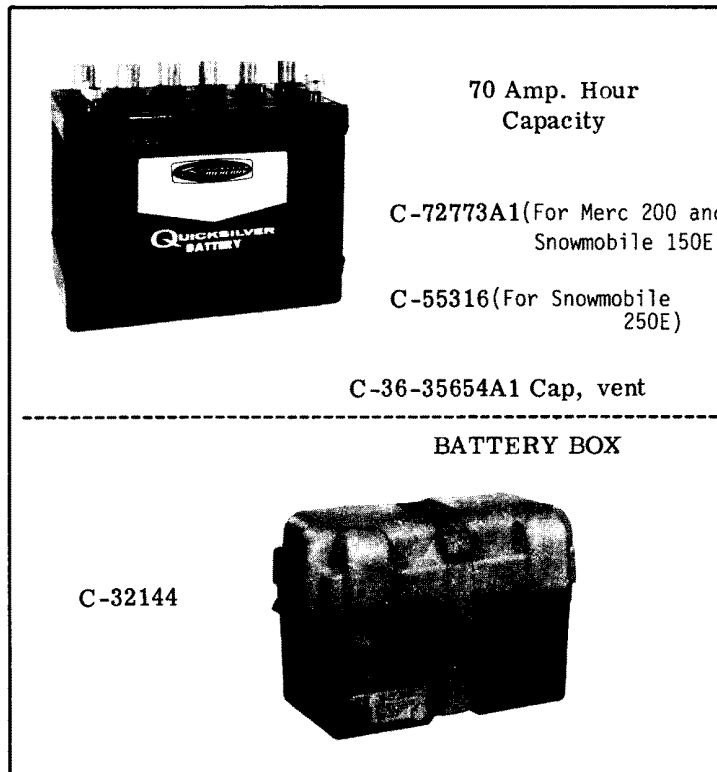
REF. NO.	PART NO.	SYM.	QTY.	DESCRIPTION
1	600-3292A1	◇	1	CONNECTING ROD ASSEMBLY
2	10-48031		2	SCREW, CONNE CTING ROD
3	11-20061		2	NUT, CONNE CTING
4	29-20046		25	NEEDLE BEARING, CRANKPIN
5	29-20063		22	NEEDLE BEARING, PISTON PIN
6	12-20064		2	WASHER, NEEDLE

◇ = USE WITH ALL ENGINES WHICH OPERATE AT A HIGH R.P.M., WHICH USE THE 6007-7 SERIES CONNECTING


FLUSHING ATTACHMENTS/BATTERY/EMBLEMS



QUICKSILVER BATTERY



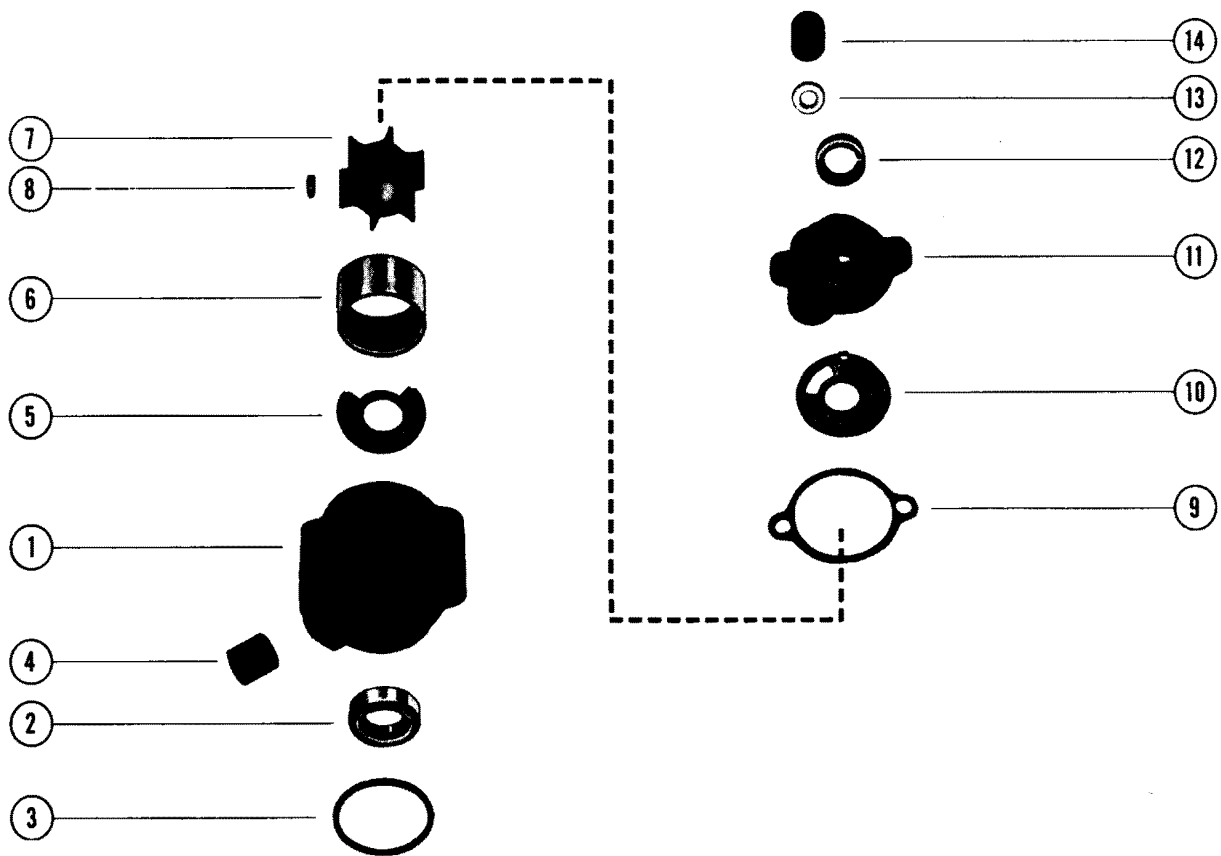
EMBLEMS



FLUSHING ATTACHMENTS/BATTERY/EMBLEMS

REF. NO.	PART NO.	SYM.	QTY.	DESCRIPTION
-	24789A1		-	FLUSHING ATTACHMENT ALUMINUM WATER PUMP
-	4755A1		-	FLUSHING ATTACHMENT PLASTIC WATER PUMP
-	73971A1		-	FLUSHING ATTACHMENT
-	72773A1		-	BATTERY FOR MERC 200 AND SNOWMOBILE 150E
-	55316		-	BATTERY FOR SNOWMOBILE 250E
-	36-35654A1		-	CAP VENT
-	32144		-	BATTERY BOX
-	93-62438		-	EMBLEM (CLOTH SMALL)
-	93-62439		-	EMBLEM (CLOTH LARGE)

MERC 200 HEAVY DUTY WATER PUMP KIT

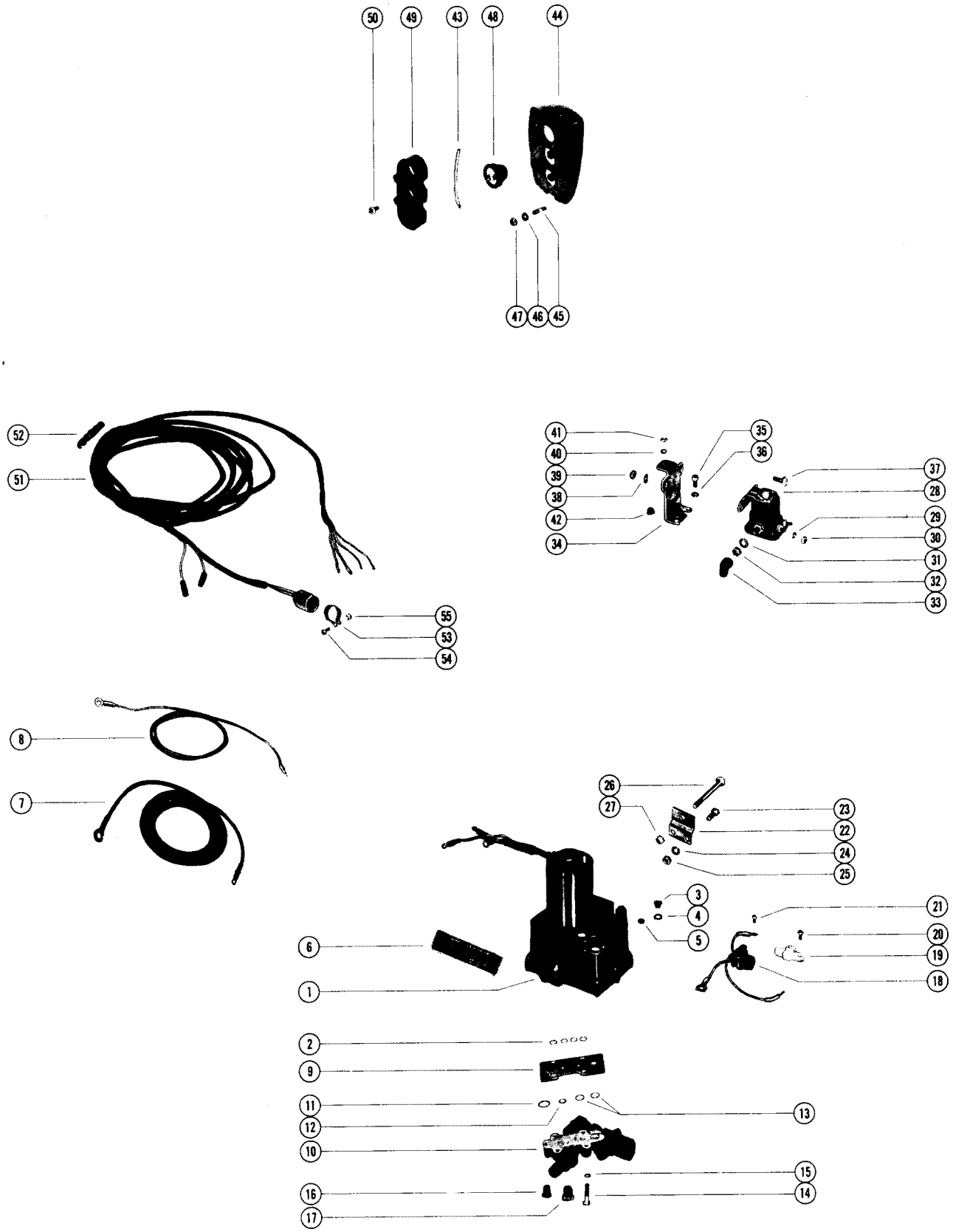


MERC 200 HEAVY DUTY WATER PUMP KIT

REF. NO.	PART NO.	SYM.	QTY.	DESCRIPTION
-	46-38971A2		1,	HEAVY DUTY WATER PUMP KIT SERIAL 01558310-01972826
-	46-45344A1		,1	HEAVY DUTY WATER PUMP KIT SERIAL 01972827-02432535
1	46-38971A1		1,	WATER PUMP BODY ASSEMBLY
	46-39294A3		,1	WATER PUMP BODY ASSEMBLY
2	26-33467		1,	OIL SEAL, WATER PUMP BODY
	26-20070		,1	OIL SEAL, WATER PUMP BODY
3	25-33466		1,	"O" RING, WATER PUMP BODY
4	26-33613		1,	SEAL, RUBBER - WATER INLET TUBE
5	38969		1,	PLATE, BACK - WATER PUMP BODY
	45777		,1	PLATE, BACK - WATER PUMP BODY
6	32-38967		1,	SLEEVE, WATER PUMP BODY
	23-45778		,1	SLEEVE, WATER PUMP BODY
7	47-26554		,1	IMPELLER, WATER PUMP
	47-39487		,1	IMPELLER, WATER PUMP
8	28-28784		1,1	KEY, IMPELLER DRIVE
9	27-33427		1,	GASKET, WATER PUMP TO COVER
	27-39625		,1	GASKET, PLATE TO BASE
10	38968		1,	PLATE, FACE - WATER PUMP
	45779		,1	PLATE, FACE - WATER PUMP
-	27-45780		0	GASKET, PLATE TO BODY
11	38972A1		1,	WATER PUMP COVER ASSEMBLY
12	26-20070		1,	OIL SEAL, WATER PUMP COVER
13	12-36555		1,	WASHER, NYLON - WATER OUTLET TUBE
14	26-33613		1,1	SEAL, WATER OUTLET TUBE
13	12-36555		,1	WASHER, NYLON - WATER OUTLET TUBE
14	26-25329		,1	SEAL, WATER OUTLET TUBE
-	33513		,1	RETAINER, WATER TUBE SEAL
-	10-28635		,1	SCREW, WATER TUBE SEAL RETAINER
-	92-36088-1		1,1	LOCTITE (.2CC TUBE)

SEE MERC 200 HEAVY DUTY WATER PUMP KIT (SERIAL # 2432536 AND UP)

OUTBOARD POWER TRIM KIT, COMPLETE A



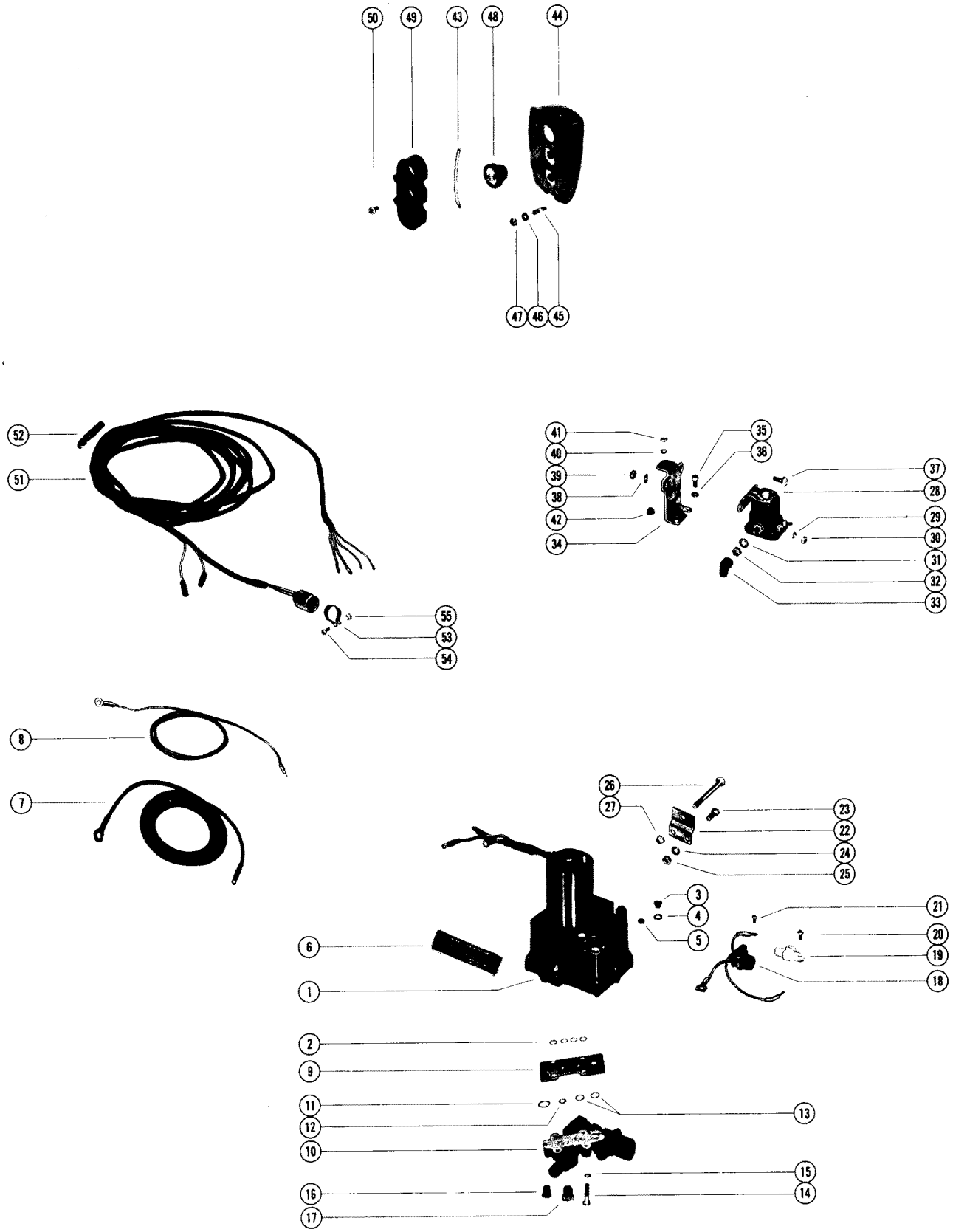
OUTBOARD POWER TRIM KIT, COMPLETE A

REF. NO.	PART NO.	SYM.	QTY.	DESCRIPTION
-	45194A247	■	1,	OUTBOARD POWER TRIM ASSEMBLY
-	45194A25	■	,1	OUTBOARD POWER TRIM ASSEMBLY
1	45060A7		1,	HYDRAULIC PUMP ASSEMBLY SEE HYDRAULIC PUMP ASSEMBLY FOR BREAKDOWN
	64461A4		,1	HYDRAULIC PUMP ASSEMBLY SEE HYDRAULIC PUMP ASSEMBLY FOR BREAKDOWN
2	25-21720		4,4	"O" RING, HYDRAULIC PUN IP TO MANIFOLD PLATE
3	10-28634		1,1	SCREW, FILLER - HYDRAULIC PUMP
4	12-20260		1,1	WASHER, SEALING - HYDRAULIC PUMP FILLER SCREW
5	10-38257		1,1	SCREW, VENT - HYDRAULIC PUMP
6	37-55901		1,1	DECAL, INSTRUCTION - HYDRAULIC PUMP
7	32979		1,1	BATTERY LEAD (POSITIVE)
8	32988		1,1	BATTERY LEAD (NEGATIVE)
9	45336		1,1	PLATE, MANIFOLD
10	45197A2		1,1	CONTROL VALVE ASSEMBLY
-	25-21720		4,4	"O" RING, HYDRAULIC PUMP TO MANIFOLD PLATE (SEE REFERENCE #2)
11	25-45254		1,1	"O" RING, CONTROL VALVE TO MANIFOLD PLATE (3/4" O. D.)
12	25-21720		1,1	"O" RING, CONTROL VALVE TO MANIFOLD PLATE (1/2" O.D.)
13	25-45253		2,2	"O" RING, CONTROL VALVE TO MANIFOLD PLATE (5/8" O. D.)
14	10-56500		4,4	SCREW, CONTROL VALVE AND MANIFOLD PLATE TO HYDRAULIC PUMP (1 1/4")
15	13-26992		4,4	LOCKWASHER, CONTROL VALVE AND MANIFOLD PLATE SCREW
16	22-38609		2,2	PLUG, CONTROL VALVE (3/8-24")
17	22-46008		2,2	PLUG, CONTROL VALVE (1/2-20")
18	45325		1,1	CONNECTOR AND HARNESS
19	45559		1,1	TERMINAL BLOCK, HYDRAULIC PUMP
20	10-35519		2,2	SCREW, TERMINAL BLOCK TO HYDRAULIC PUMP (1/2")
21	10-62568		2,2	SCREW, HARNESS LEADS TO TERMINAL BLOCK (3/8")
22	45377		2,2	BRACKET, MOUNTING - HYDRAULIC PUMP TO BOAT
23	10-24234		4,4	SCREW, MOUNTING BRACKET TO HYDRAULIC PUMP (1")
24	13-39107		4,4	LOCKWASHER, MOUNTING BRACKET SCREW
25	11-21908		4,4	NUT, MOUNTING BRACKET SCREW
26	10-28009		2,2	BOLT, HYDRAULIC PUMP TO BOAT (3 1/4")
27	11-35304		2,2	NUT, HYDRAULIC PUMP BOLT
28	25661		1,1	STARTER SOLENOID
29	13-26996		2,2	LOCKWASHER, STARTER SOLENOID TERMINAL (#10)
30	11-68219		2,2	NUT, STARTER SOLENOID TERMINAL (#10)
31	13-26993		2,2	LOCKWASHER, STARTER SOLENOID TERMINAL (5/16")
32	11-68292		2,2	NUT, STARTER SOLENOID TERMINAL (5/16")

■ = INCLUDES REFERENCE #1 THRU #105 LISTED OUTBOARD POWER TRIM KIT, COMPLETE A AND B

CONTINUED ON NEXT PAGE ➡

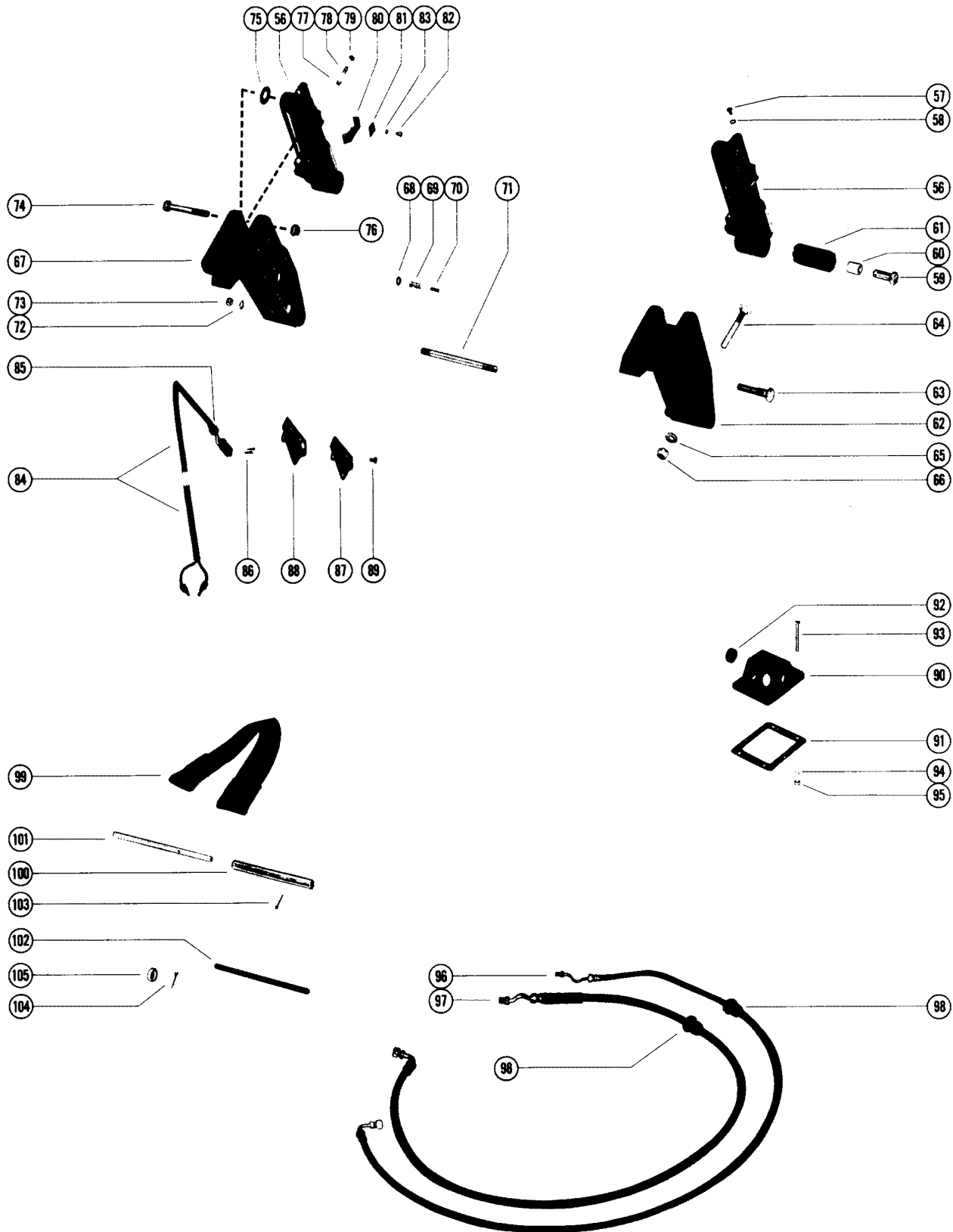
OUTBOARD POWER TRIM KIT, COMPLETE A



OUTBOARD POWER TRIM KIT, COMPLETE A

REF. NO.	PART NO.	SYM.	QTY.	DESCRIPTION
33	46265		2,2	BOOT, RUBBER - STARTER SOLENOID TERMINAL
34	45321		1,1	BRACKET, MOUNTING - STARTER SOLENOID
35	10-21140		2,2	SCREW, MOUNTING BRACKET TO HYDRAULIC PUMP (1/2")
36	13-26992		2,2	LOCKWASHER, MOUNTING BRACKET SCREW
37	10-34290		2,2	SCREW, STARTER SOLENOID TO MOUNTING BRACKET (5/8")
38	13-26992		2,2	LOCKWASHER, STARTER SOLENOID SCREW
39	11-21825		2,2	NUT, STARTER SOLENOID SCREW
40	13-27660		1,1	LOCKWASHER, HYDRAULIC PUMP THRU BOLT
41	11-68219		1,1	NUT, MOUNTING BRACKET TO HYDRAULIC PUMP THRU BOLT
42	49342		1,1	BUMPER, RUBBER - SOLENOID BRACKET
-	55642A7		1,1	CONTROL PANEL ASSEMBLY, COMPLETE
43	53107		1,1	JUMPER WIRE, PUSH BUTTON SWITCH (PURPLE - 3")
	48078		1,1	JUMPER WIRE, PUSH BUTTON SWITCH (RED - 3 1/4")
44	55642A1		1,1	CONTROL PANEL ASSEMBLY
45	16-55422		4,4	STUD, CONTROL PANEL TO BOAT (2")
46	12-24676		4,4	WASHER, CONTROL PANEL STUD
47	11-27164		4,4	NUT, CONTROL PANEL STUD
48	55738A1		3,3	SWITCH, PUSH BUTTON - CONTROL PANEL
49	55641		1,1	RETAINER, PUSH BUTTON SWITCH
50	10-62568		4,4	SREW, SWITCH RETAINER TO CONTROL PANEL (1/2")
51	45341-20		1,1	HARNESS, CONTROL PANEL (20 FEET)
52	33865		1,1	BINDER, NYLON - CONTROL PANEL HARNESS
53	54-46770		1,1	CLAMP, HARNESS FASTENING
54	10-29227		1,1	SREW, HARNESS FASTENING CLAMP (1/2 ")
55	11-34388		1,1	NUT, HARNESS FASTENING SCREW

OUTBOARD POWER TRIM KIT, COMPLETE B



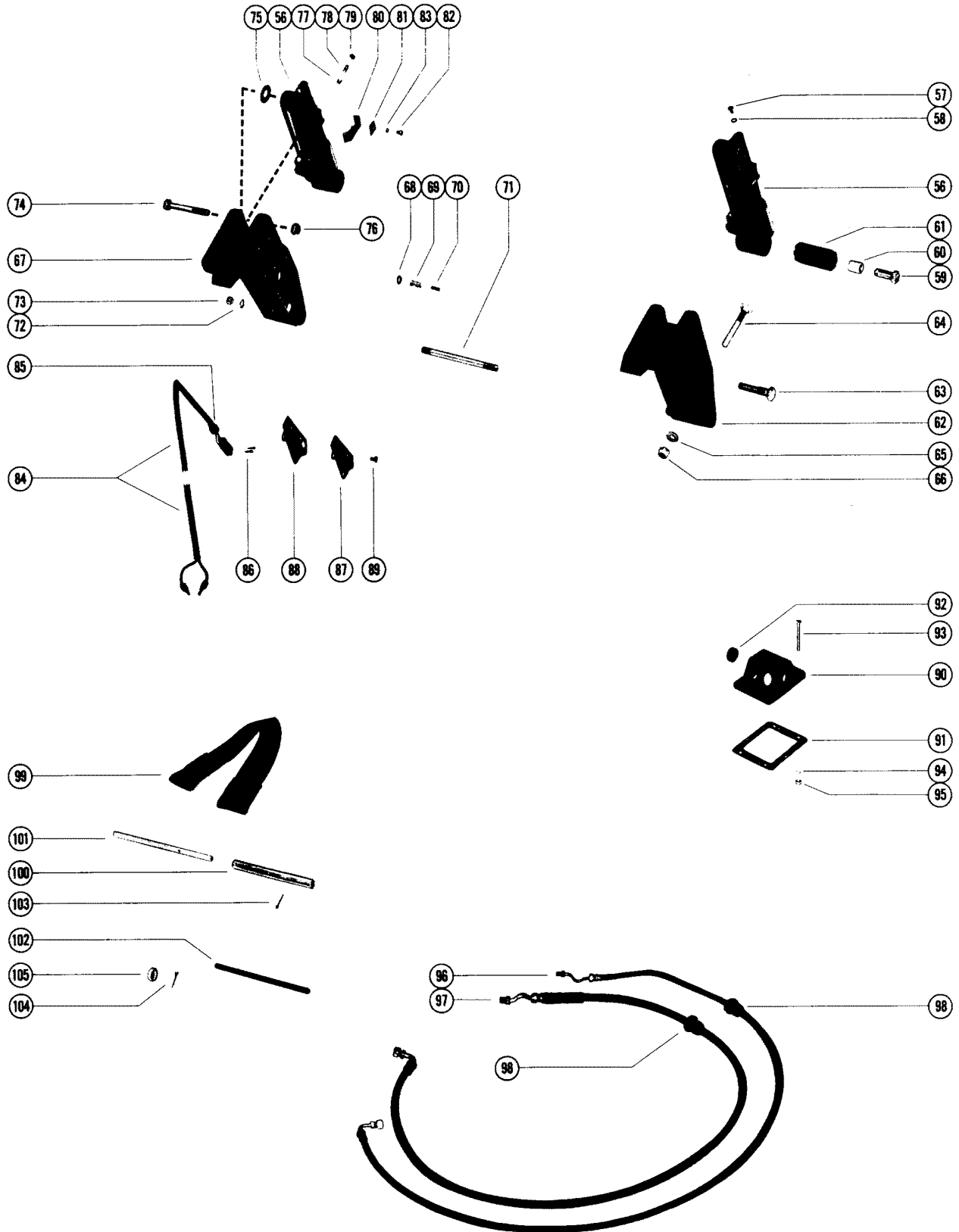
OUTBOARD POWER TRIM KIT, COMPLETE B

REF. NO.	PART NO.	SYM.	QTY.	DESCRIPTION
-	45194A24	■	1,	OUTBOARD POWER TRIM ASSEMBLY
-	45194A25	■	,1	OUTBOARD POWER TRIM ASSEMBLY
56	45194A18		2,2	SHOCK CYLINDER ASSEMBLY SEE POWER TRIM CYLINDER REPAIR KIT FOR BREAKDOWN
57	10-45265		4,4	SCREW, BLEED - SHOCK CYLINDER
58	25-45016		4,4	"O" RING, SHOCK CYLINDER BLEED SCREW
59	10-45264		2,2	SCREW, SHOCK CYLINDER TO LOWER SHOCK PIN (1 9/16")
60	23-45280		2,2	SPACER, SHOCK CYLINDER - LOWER
61	23-45281		2,2	BUSHING, RUBBER - SHOCK CYLINDER
62	66084		1,1	BRACKET, MOUNTING - SHOCK CYLINDER (PORT)
63	10-45263		2,2	SCREW, MOUNTING BRACKET TO UPPER SHOCK PIN (2 1/4")
64	10-28009		4,4	BOLT, MOUNTING BRACKET TO BOAT TRANSOM (3 1/4")
65	12-28008		4,4	WASHER, MOUNTING BRACKET BOLT
66	11-35304		4,4	NUT, MOUNTING BRACKET BOLT
67	45196A2		1,1	BRACKET ASSEMBLY, MOUNTING - SHOCK CYLINDER (STARBOARD)
68	26-70608		1,1	OIL SEAL, STARBOARD MOUNTING BRACKET
69	45286		1,1	PLUNGER, LIMIT SWITCH ACTUATING
70	24-45272		1,1	SPRING, TENSION - LIMIT SWITCH PLUNGER
71	16-45282		1,1	STUD, MOUNTING BRACKET AND CLAMP BRACKET
72	13-26993		2,2	LOCKWASHER, MOUNTING BRACKET TO CLAMP BRACKET STUD
73	11-20083		2,2	NUT, MOUNTING BRACKET TO CLAMP BRACKET STUD
74	10-45328		2,2	SCREW, SHOCK CYLINDER TO MOUNTING BRACKET (3 9/16")
75	12-37807		1,1	WASHER, SHOCK CYLINDER SCREW (STARBOARD ONLY)
76	11-20696		2,2	NUT, SHOCK CYLINDER SCREW
77	24-24390		1,1	SPRING, TENSION - ADJUSTING STUD
78	16-21085		1,1	STUD, ADJUSTING - CUT-OUT LIMIT SWITCH
79	11-45812		1,1	NUT, JAM - LIMIT SWITCH ADJUSTING STUD
80	45508		1,1	CAM, LIMIT SWITCH ADJUSTING STUD
81	45509		1,1	PLATE, RETAINING - LIMIT SWITCH CAM
82	10-68513		1,1	SCREW, RETAINING PLATE AND CAM TO SHOCK CYLINDER
83	13-26996		1,1	LOCKWASHER, RETAINING PLATE AND CAM SCREW
84	45326A2		1,1	SWITCH ASSEMBLY, CUT -OUT LIMIT
85	23-45354		1,1	BUSHING, RUBBER - CUT -OUT LIMIT SWITCH
86	10-47255		2,2	SCREW, CUT-OUT LIMIT SWITCH TO MOUNTING BRACKET (9/16")
87	45287		1,1	COVER, LIMIT SWITCH
88	27-45275		1,1	GASKET, LIMIT SWITCH COVER
89	10-24942		5,5	SCREW, LIMIT SWITCH COVER TO MOUNTING BRACKET (7/16")

■ = INCLUDES REFERENCE #1 THRU #105 LISTED OUTBOARD POWER TRIM KIT, COMPLETE A AND B

CONTINUED ON NEXT PAGE ➡

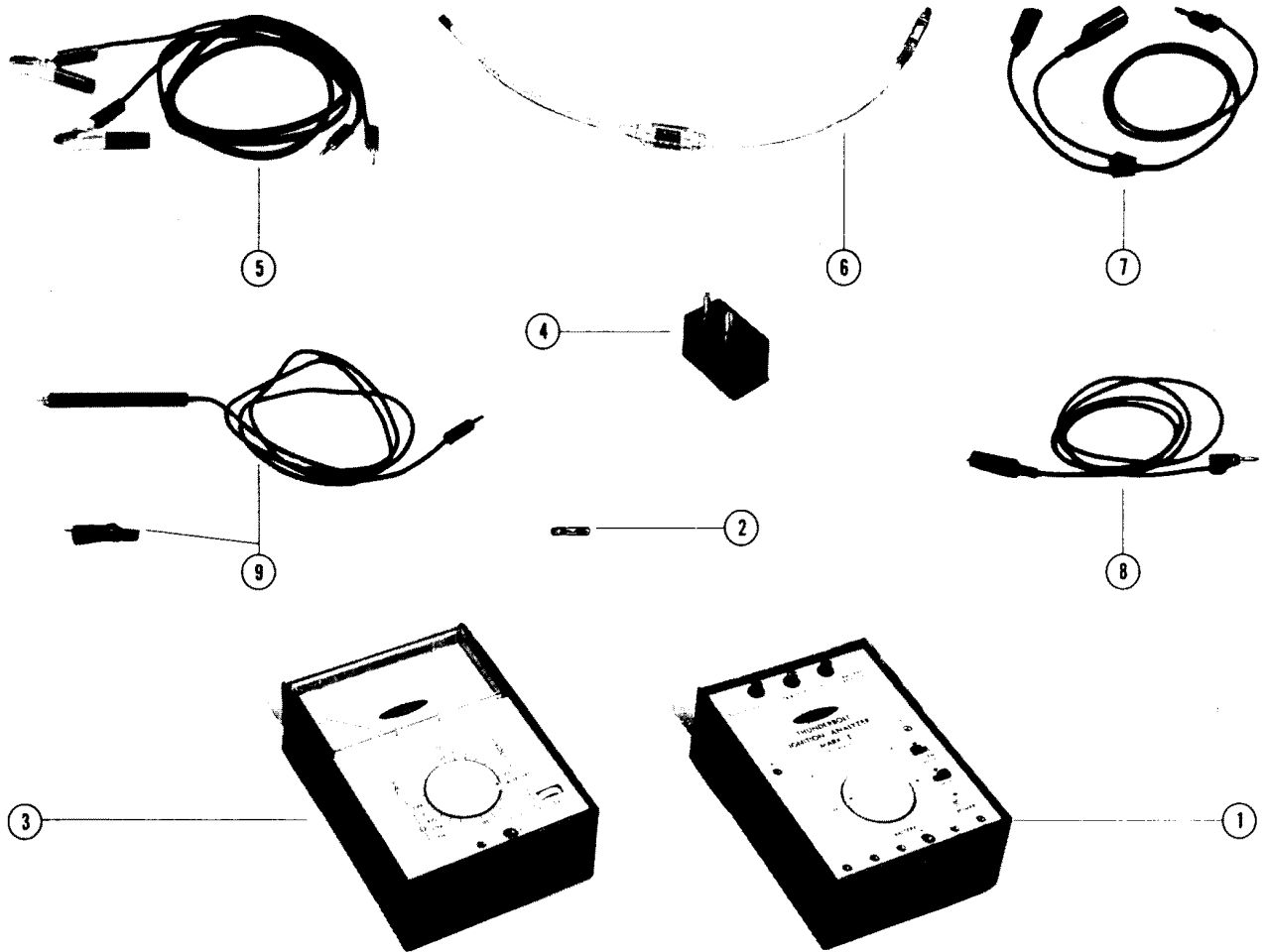
OUTBOARD POWER TRIM KIT, COMPLETE B



OUTBOARD POWER TRIM KIT, COMPLETE B

REF. NO.	PART NO.	SYM.	QTY.	DESCRIPTION
90	45289		1,1	COVER, INLET - TRANSOM
91	27-45274		1,1	GASKET, INLET COVER
92	25-45507		1,1	GROMMET, RUBBER - INLET COVER
93	10-32866		4,4	SCREW, INLET COVER TO BOAT (2")
94	12-20878		4,4	WASHER, INLET COVER SCREW
95	11-29488		4,4	NUT, INLET COVER SCREW
96	32-45327		2,2	HOSE, TRIM - CYLINDER TO CONTROL VALVE (5) - 13/32" O.D.
97	32-45959		2,2	HOSE, TRIM - CYLINDER TO CONTROL VALVE (5") - 17/32" O.D.
98	23-35977		4,4	GROMMET, RUBBER - LIFT HOSE AND TRIM HOSE
99	73519A1		1,1	TILT STOP
100	69259		1,1	TUBE, MOUNTING - TILT STOP
101	69258		1,1	PIN, MOUNTING TUBE
102	63473		1,1	TUBE, CUSHION
103	18-36391		1,1	COTTER PIN, MOUNTING TUBE PIN
104	18-45882		1,1	COTTER PIN, TILT PIN RETAINING
105	12-39304		1,1	WASHER, TILT PIN

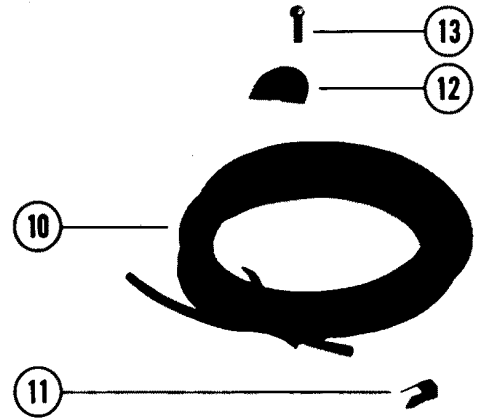
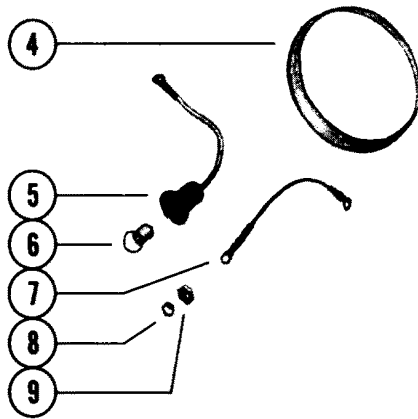

MARK I IGNITION ANALYZER




MARK I IGNITION ANALYZER

REF. NO.	PART NO.	SYM.	QTY.	DESCRIPTION
-	91-62563A1		1	IGNITION ANALYZER ASSEMBLY
1	91-64645A1		1	TESTER ASSEMBLY(C-65064 KNOB)
2	88-65000		1	FUSE, TESTER
3	91-62562		1	MULTI-METER
2	88-64999		1	FUSE, MULTI-METER
4	64492A1		1	ADAPTOR AS SEMBLY
5	84-64608A1		1	BATTERY CABLE ASSEMBLY
6	91-63998A1		1	SPARK CHAMBER
7	84-64318		1	BENCH TEST LEAD
8	84-64316		1	TEST LEAD, RED
	84-64317-1		1	TEST LEAD, YELLOW
	84-64317-2		1	TEST LEAD, GREEN
	84-64317-3		1	TEST LEAD, BLACK
	84-64317-4		1	TEST LEAD, WHITE
9	84-65066		1	TEST LEAD SET, RED AND BLACK WITH ALLIGATOR CLIP

SPEEDOMETER KIT




ROUND FACE




1

SQUARE FACE



2

BLACK BEZEL

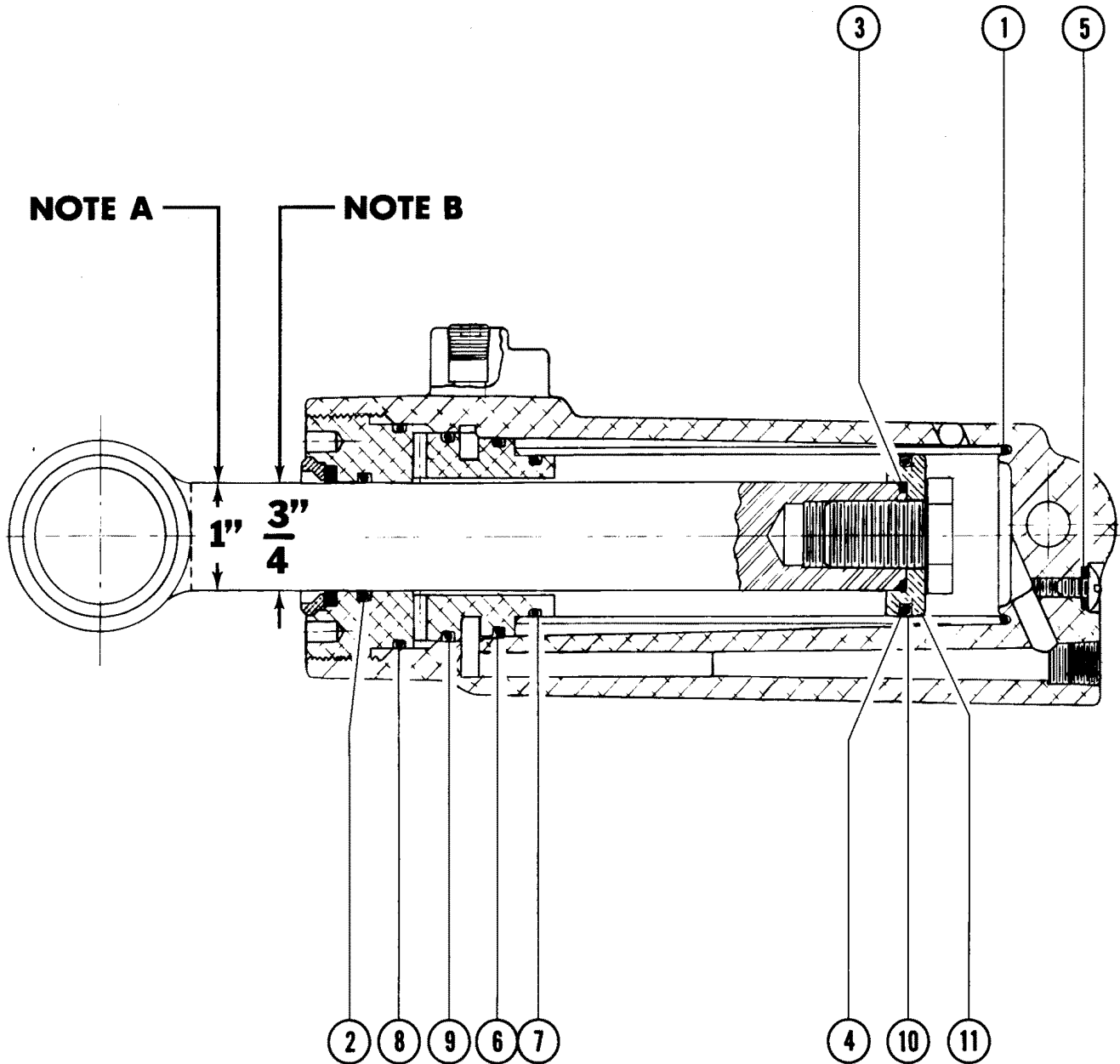


3

SPEEDOMETER KIT

REF. NO.	PART NO.	SYM.	QTY.	DESCRIPTION
-	54337A1		1,,	SPEEDOMETER KIT (ROUND FACE)
-	55756A1		,1,	SPEEDOMETER KIT (SQUARE FACE)
-	79-75731A1		,,1	SPEEDOMETER KIT (BLACK BEZEL)
1	54337		1,,	GAUGE, SPEEDOMETER (ROUND FACE)
2	55756		,1,	GAUGE, SPEEDOMETER (SQUARE FACE)
3	79-75731		,,1	GAUGE, SPEEDOMETER (BLACK BEZEL)
4	55331		1,1,1	RING, ADAPTOR - SPEEDOMETER (FOR SUNSHADE)
5	49917A4		1,1,1	SOCKET ASSEMBLY, SPEEDOMETER
6	32878		1,1,	LIGHT BULB, SPEEDOMETER (GE #53 CLEAR)
	88-77613		,,1	LIGHT BULB, SPEEDOMETER (GE #1895R)
7	84-61600A6		1,1,1	JUMPER WIRE, GROUND (BLACK - 6 1/2")
8	13-26996		2,2,	LOCK WASHER, SPEEDOMETER TERMINAL
9	11-20645		2,2,	NUT, SPEEDOMETER TERMINAL
	11-45076		,,3	NUT, SPEEDOMETER TERMINAL
10	32-54950-25		1,1,1	TUBING, SPEEDOMETER (25)
11	54-26550		6,6,6	CLAMP, SPEEDOMETER TUBING ATTACHING
12	76446		1,,1	RETAINER, SPEEDOMETER TUBING
	76446		,L,	RETAINER, SPEEDOMETER TUBING
13	10-54744		2,2,2	SCREW, RETAINER TO BOAT
14	54300A1		1,1,1	PILOT TUBE ASSEMBLY
15	54365		1,1,1	SUPPORT, PILOT TUBE
16	10-22793		2,2,2	SCREW, PILOT TUBE SUPPORT ATTACHING
17	17-54418		1,1,1	PIN, ROLL - PILOT TUBE SUPPORT
18	24-54367		1,1,1	SPRING, PILOT TUBE TO SUPPORT

POWER TRIM CYLINDER REPAIR KITS (OUTBOARD)



POWER TRIM CYLINDER REPAIR KITS (OUTBOARD)

REF. NO.	PART NO.	SYM.	QTY.	DESCRIPTION
-	48664A1	★	1	REPAIR KIT
1	N.S.S.	★★	1	"O" RING (1 1/2" X 1 5/8" X 1/16")
2	N.S.S.	★★	1	"O" RING (1" X 1 3/16" X 3/32")
3	N.S.S.	★★	1	"O" RING (7/8" X 1" X 1/16")
4	N.S.S.	★★	1	"O" RING (1 1/4" X 1 7/16" X 1/16")
5	N.S.S.	★★	2	"O" RING (7/32" X 11/32" X 1/16")
6	N.S.S.	★★	1	"O" RING (1 5/8" X 1 13/16" X 1/8")
7	N.S.S.	★★	1	"O" RING (1 5/16" X 1 1/2" X 1/8")
8	N.S.S.	★★	1	"O" RING (1 7/8" X 2" X 1/8")
9	N.S.S.	★★	1	"O" RING (1 3/4" X 1 5/16" X 1/8")
10	N.S.S.	★★	1	SEAL, SLIPPER - PISTON
11	N.S.S.	★★	1	PISTON, ROD - STANDARD
-	64507A1	→	1	REPAIR KIT
1	N.S.S.	★→	1	"O" RING (1 1/2" X 1 5/8" X 1/16")
2	N.S.S.	★→	1	"O" RING (3/4" X 15/16" X 1/8")
3	N.S.S.	★→	1	"O" RING (5/8" X 3/4" X 1/16")
4	N.S.S.	★→	1	"O" RING (1 1/4" X 1 7/16" X 1/16")
5	N.S.S.	★→	2	"O" RING (7/32" X 11/32" X 1/16")
6	N.S.S.	★→	1	"O" RING (1 5/8" X 1 13/16" X 1/8")
7	N.S.S.	★→	1	"O" RING (1 5/16" X 1 1/2" X 1/8")
8	N.S.S.	★→	1	"O" RING (1 7/8" X 2" X 1/8")
9	N.S.S.	★→	1	"O" RING (1 3/4" X 1 15/16" X 1/8")
10	N.S.S.	★→	1	SEAL, SLIPPER - PISTON
11	N.S.S.	★→	1	PISTON, ROD - HEAVY DUTY

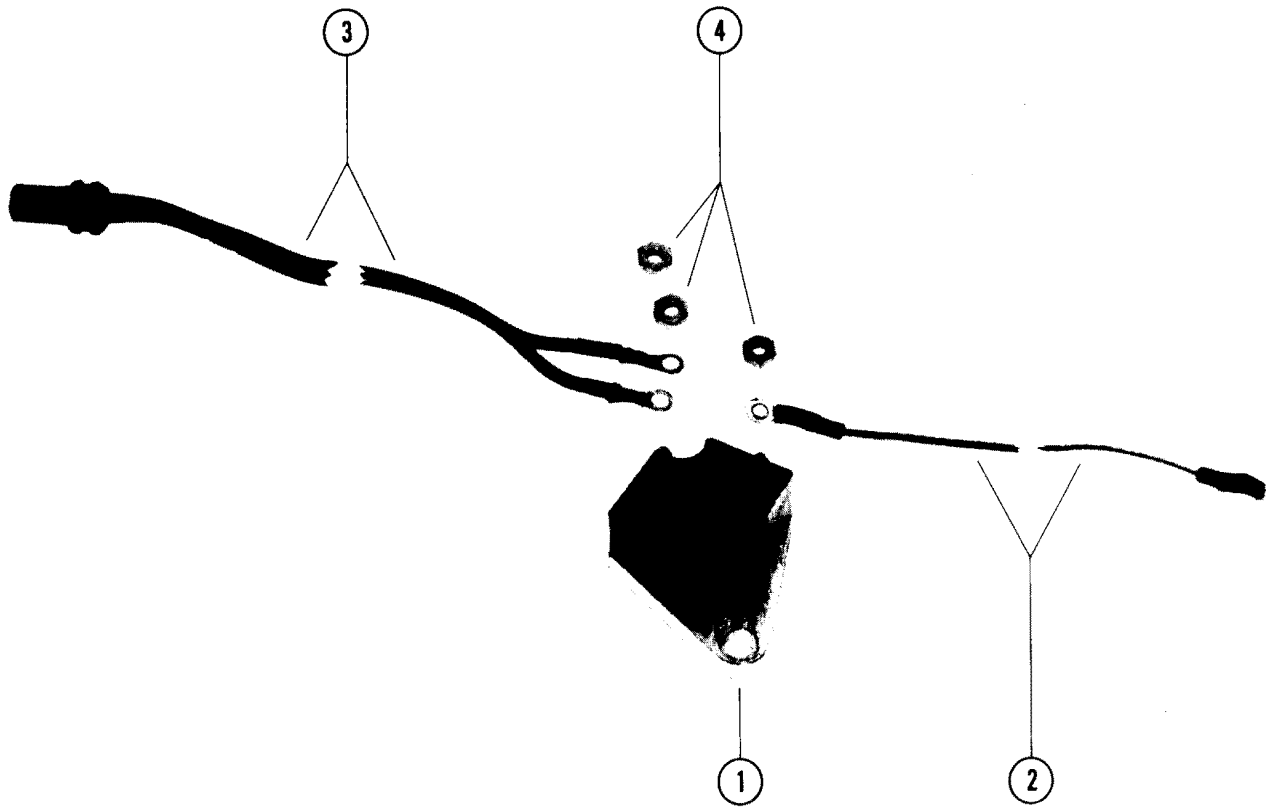
DO NOT SUBSTITUTE "O" RINGS AS THESE ARE OF SPECIAL MANUFACTURED MATERIAL

★ = SEE NOTE "A" IN ILLUSTRATION

★ = PARTS NOT SOLD SEPARATELY

→ = SEE NOTE "B" IN ILLUSTRATION

BATTERY CHARGING KIT

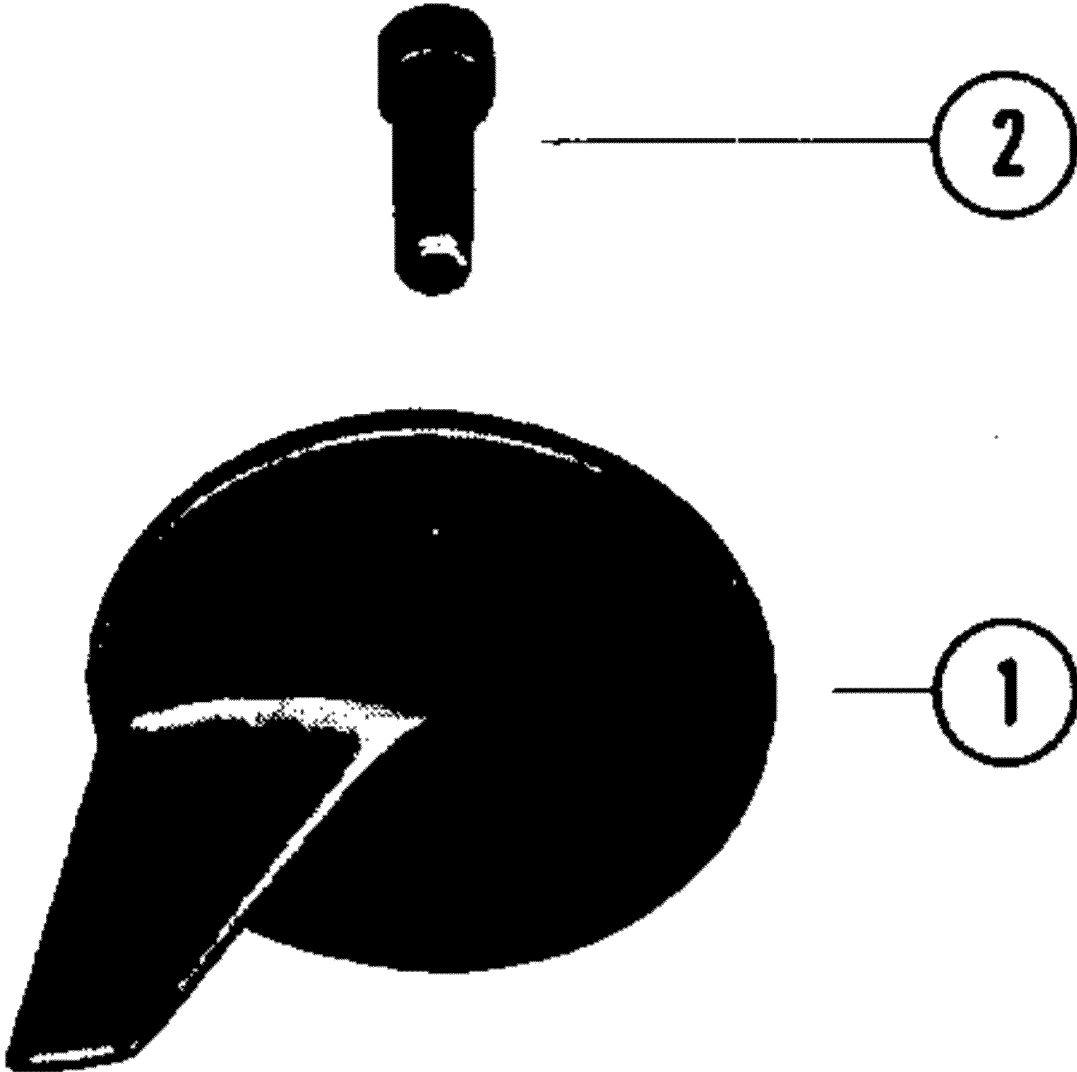


BATTERY CHARGING KIT

REF. NO.	PART NO.	SYM.	QTY.	DESCRIPTION
-	83-70350A2		1	BATTERY CHARGING KIT(SEE NOTE)
1	83-70350A1		1	RECTIFIER ASSEMBLY
2	84-61393A5		1	CABLE ASSEMBLY
3	84-65017A2		1	HARNESS ASSEMBLY
4	11-20645		3	NUT, CABLE AND HARNESS ATTACHING

THIS KIT CAN BE USED WHEN EITHER [A-339-5566A4] OR [A-339-5607A2] LIGHTING KITS ARE INSTALLED. SEE LIGHTING KIT, COMPLETE FOR BREAKDOWN

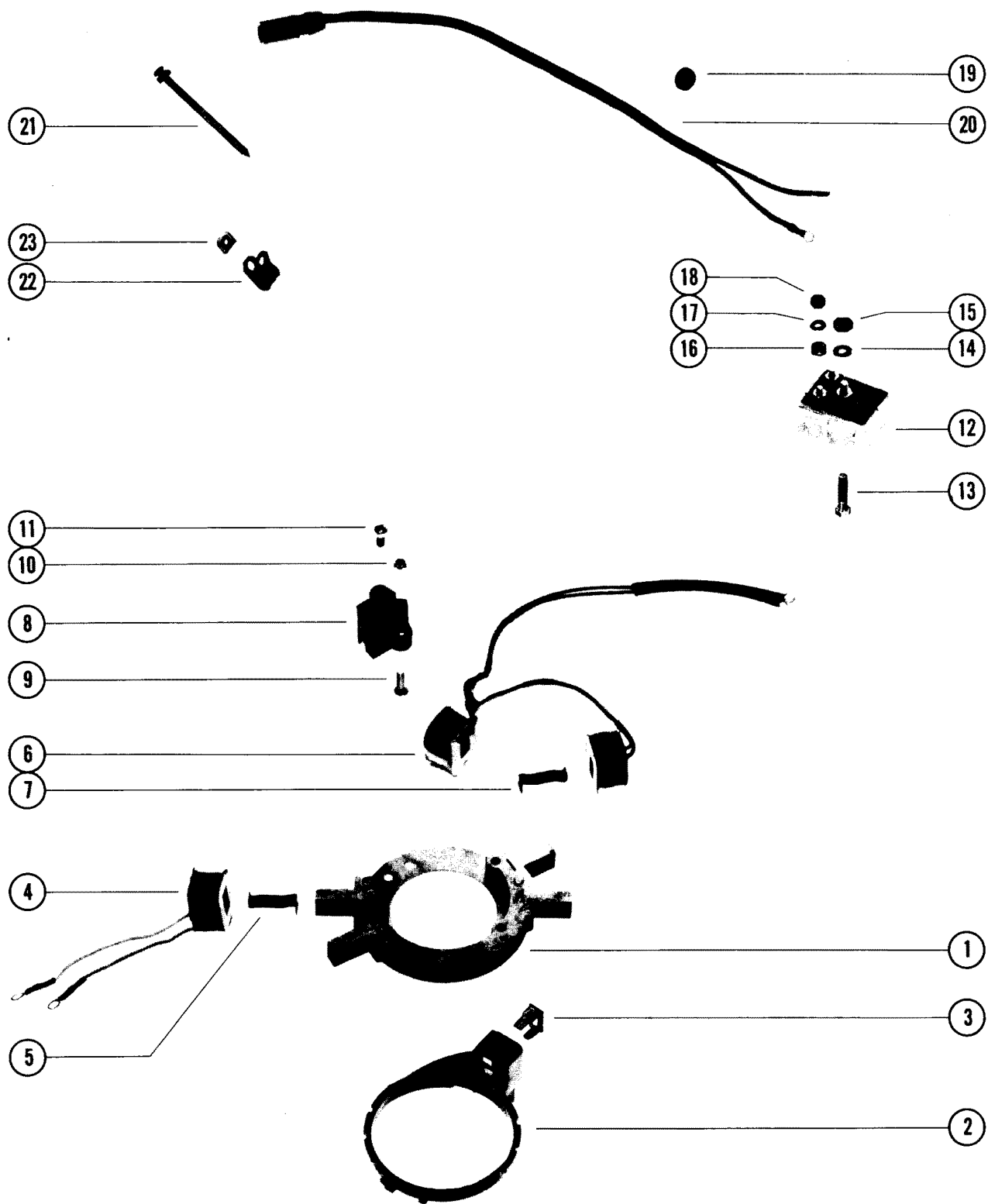
TRIM TAB ASSEMBLY



TRIM TAB ASSEMBLY

REF. NO.	PART NO.	SYM.	QTY.	DESCRIPTION
1	46399A1		1	TRIM TAB ASSEMBLY
2	10-31718		1	SCREW, TRIM TAB TO GEAR HSG.
-	85824A2		1	ANODE KIT
-	11-64015		1	NUT, ATTACHING SCREW
-	10-39669		1	SCREW,ANODE ATTACHING (3/4")

LIGHTING KIT, COMPLETE A



LIGHTING KIT, COMPLETE A

REF. NO.	PART NO.	SYM.	QTY.	DESCRIPTION
-	339-5607A2	† □ > † †	1	LIGHTING KIT, COMPLETE
1	339-5566A1		1	STATOR ASSEMBLY
2	338-5286--1		1	HOUSING, TRIGGER COIL
3	66370		1	RETAINER, TRIGGER COIL
4	339-5589A1		1	COIL ASSEMBLY
	339-5590A1		1	COIL ASSEMBLY
5	54-65927		2	CLIP, COIL RETAINING
	54-59538		2	CLIP, COIL RETAINING
6	339-5607A3		1	COIL ASSEMBLY
7	54-65927		2	CLIP, COIL RETAINING
	54-59538		2	CLIP, COIL RETAINING
8	86-69348		1	TERMINAL BLOCK, STATOR
9	10-69347		1	SCREW, TERMINAL BLOCK TO STATOR (5/8")
10	11-46438		1	NUT, TERMINAL BLOCK SCREW
11	10-22654		1	SCREW, LEADS TO TERMINAL BLOCK (3/8")
12	69859A1		1	REGULATOR ASSEMBLY
13	10-61160		1	SCREW, REGULATOR ATTACHING (1 1/8")
14	13-26996		1	LOCKWASHER, REGULATOR SCREW
15	11-20645		1	NUT, REGULATOR SCREW
16	23-62769		2	SPACER, REGULATOR TERMINALS
17	13-26423		2	LOCKWASHER, REGULATOR TERMINALS
18	11-26419		2	NUT, REGULATOR TERMINALS
19	25-70474		1	GROMMET, BOTTOM COWL
20	84-65017A1		1	HARNESS ASSEMBLY, MALE (1 5/32 ")
	84-65017A3		1	HARNESS ASSEMBLY, FEMALE (2)
21	61990		3	STA-STRAP
22	54-24836		1	CLIP, HARNESS ATTACHING
23	22789		1	"C" WASHER, HARNESS CLIP SCREW

† = NOTE: THIS KIT CAN BE USED ON THE FOLLOWING ENGINES:

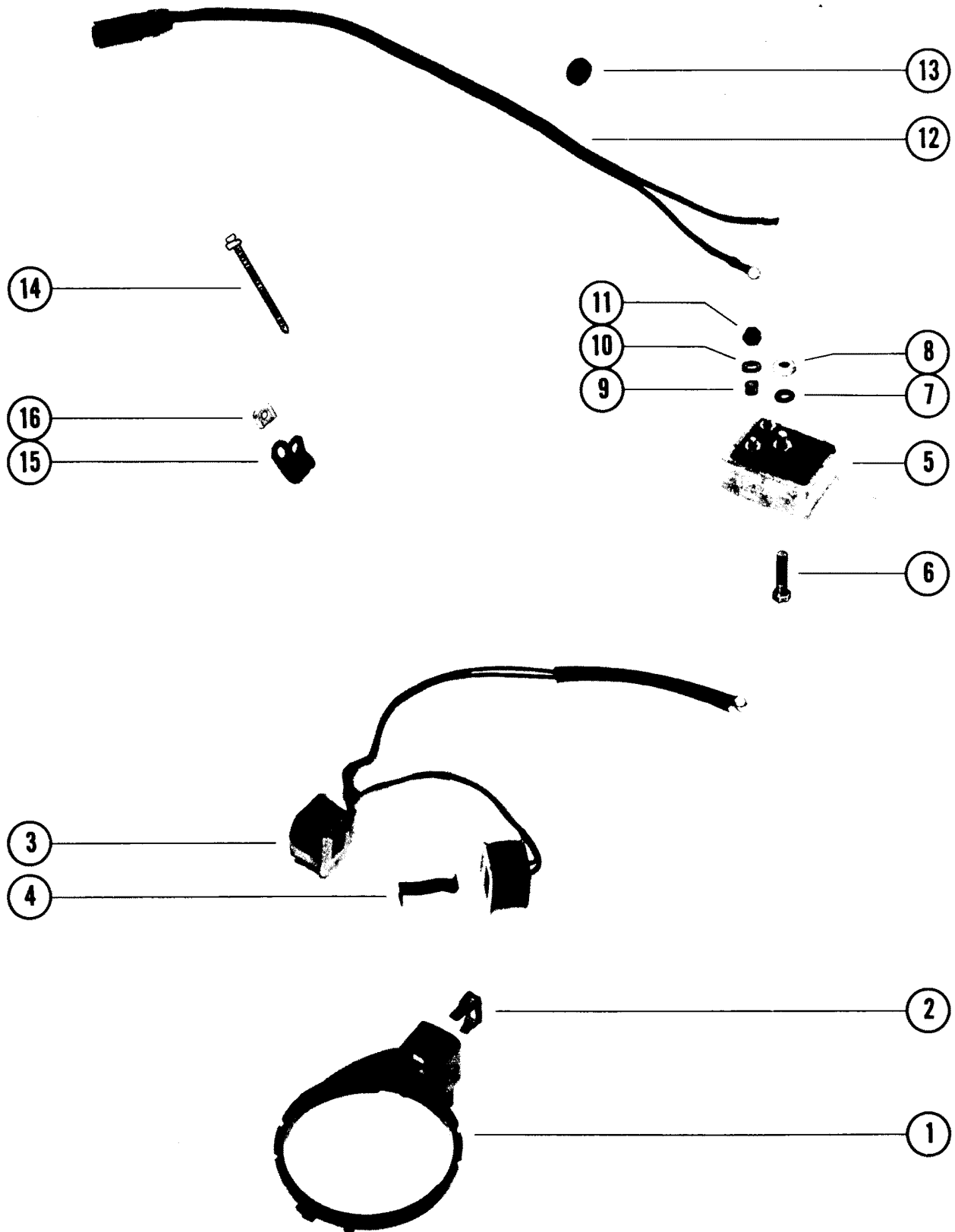
□ = MERC 75 (UNITED STATES: 3801458-4131609; AUSTRALIA: 8015315-8028839)

> = BELGIUM: 9043194-9079488; CANADA: 7028539-7050207)

† = MERC 110 (UNITED STATES: 3795658-4126459; AUSTRALIA: 8015040-8028439)

‡ = BELGIUM: 9041439-9078138; CANADA: 7027323-704910

LIGHTING KIT, COMPLETE B



LIGHTING KIT, COMPLETE B

REF. NO.	PART NO.	SYM.	QTY.	DESCRIPTION
-	339-5607A2	† ○ ♣ ❖ ♥	1	LIGHTING KIT, COMPLETE
1	338-5286--1		1	HOUSING, TRIGGER COIL
2	66370		1	RETAINER, TRIGGER COIL
3	339-5607A3		1	COIL ASSEMBLY
4	54-65927		2	CLIP, COIL RETAINING
	54-59538		2	CLIP, COIL RETAINING
5	69859A1		1	REGULATOR ASSEMBLY
6	10-61160		1	SCREW, REGULATOR ATTACHING (1 1/8")
7	13-26996		1	LOCKWASHER, REGULATOR SCREW
8	11-20645		1	NUT, REGULATOR SCREW
9	23-62769		2	SPACER, REGULATOR TERMINALS
10	13-26423		2	LOCKWASHER, REGULATOR TERMINALS
11	11-26419		2	NUT, REGULATOR TERMINALS
12	84-65017A1		1	HARNESS ASSEMBLY, MALE (1 5/32")
	84-65017A3		1	HARNESS ASSEMBLY, FEMALE (2)
13	25-70474		1	GROMMET, BOTTOM COWL
14	61990		1	STA-STRAP
15	54-24836		1	CLIP, HARNESS ATTACHING
16	22789		1	"C" WASHER, HARNESS CLIP SCREW

† = NOTE: THIS KIT CAN BE USED ON THE FOLLOWING ENGINES:

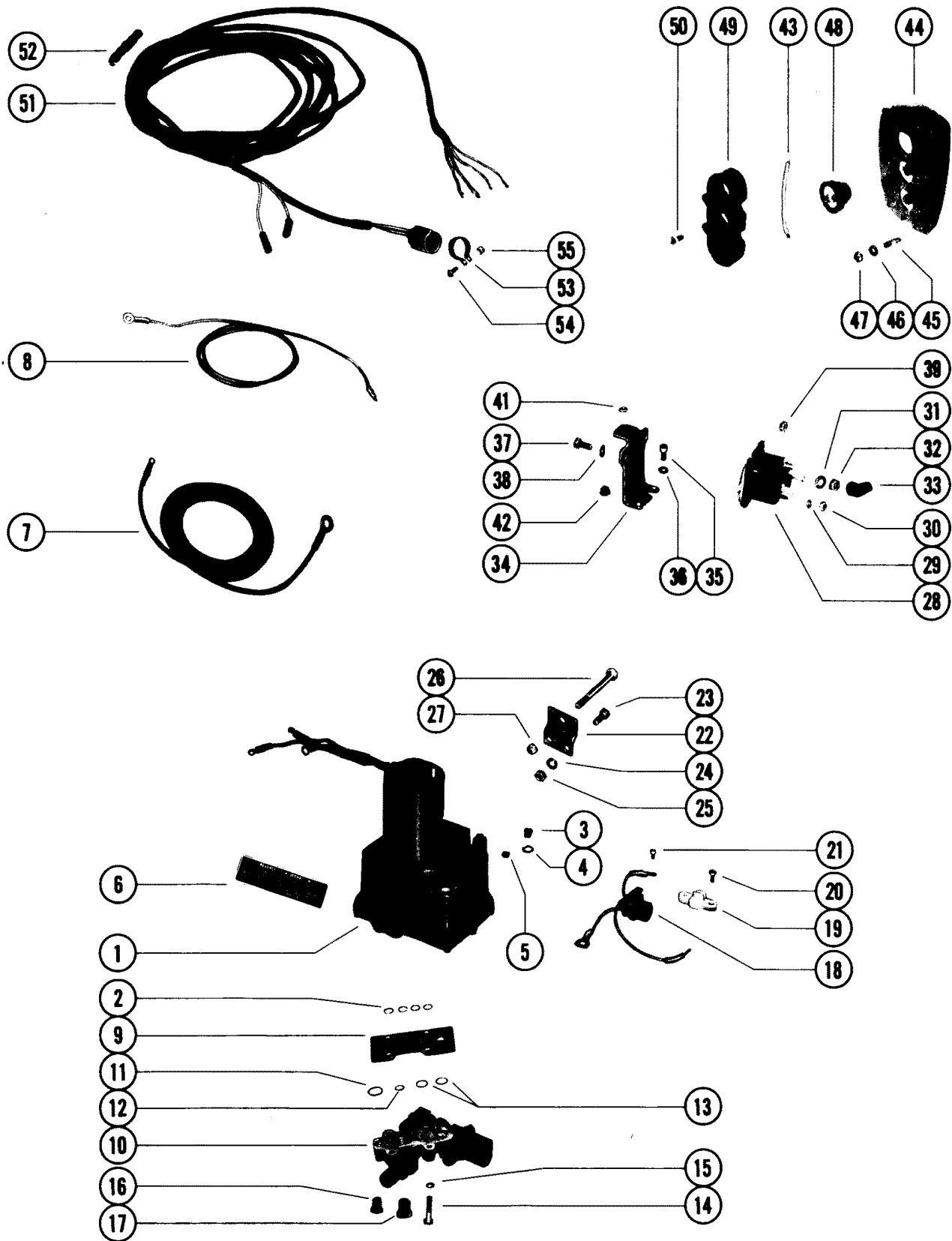
○ = MERC 75: UNITED STATES: 4131610-4401761; AUSTRALIA: 8028440-8041799

♣ = BELGIUM: 9079489-9128614; CANADA: 7050208-7085672

❖ = MERC 110: UNITED STATES: 4126460-4392486; AUSTRALIA: 8028440-8041049

♥ = BELGIUM: 9078139-9126914; CANADA: 7049108-7084472

OUTBOARD POWER TRIM KIT, COMPLETE C



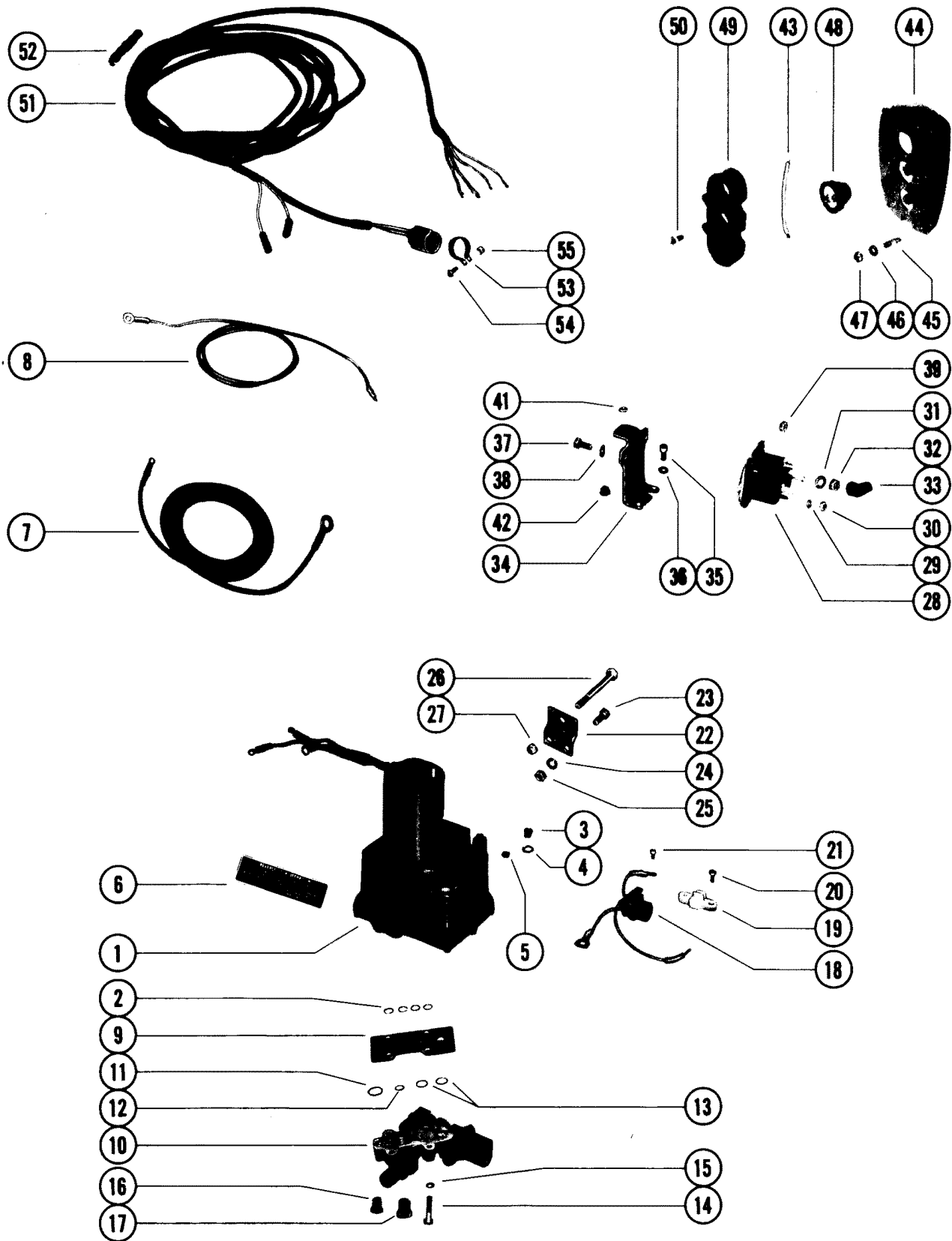
OUTBOARD POWER TRIM KIT, COMPLETE C

REF. NO.	PART NO.	SYM.	QTY.	DESCRIPTION
-	45194A26	+	1	OUTBOARD POWER TRIM ASSEMBLY
1	76395A5		1	HYDRAULIC PUMP ASSEMBLY SEE HYDRAULIC PUMP ASSEMBLY FOR BREAKDOWN
2	25-21720		4	"O" RING, HYDRAULIC PUMP TO MANIFOLD PLATE
3	10-28634		1	SCREW, FILLER - HYDRAULIC PUMP
4	12-20260		1	WASHER, SEALING - HYDRAULIC PUMP FILLER SCREW
5	10-38257		1	SCREW, VENT - HYDRAULIC PUMP
6	37-55901		1	DECAL, INSTRUCTION - HYDRAULIC PUMP
7	32979		1	BATTERY LEAD (POSITIVE)
8	32988		1	BATTERY LEAD (NEGATIVE)
9	45336		1	PLATE, MANIFOLD
10	45197A2		1	CONTROL VALVE ASSEMBLY
-	25-21720		4	"O" RING, HYDRAULIC PUMP TO MANIFOLD PLATE SEE REFERENCE #2
11	25-45254		1	"O" RING, CONTROL VALVE TO MANIFOLD PLATE (3/4" O. D.)
12	25-21720		1	"O" RING, CONTROL VALVE TO MANIFOLD PLATE (1/2" O. D.)
13	25-45253		2	"O" RING, CONTROL VALVE TO MANIFOLD PLATE (5/8" O. D.)
14	10-56500		4	SCREW CONTROL VALVE AND MANIFOLD PLATE TO HYDRAULIC PUMP (1 1/4")
15	13-26992		4	LOCKWASHER, CONTROL VALVE AND MANIFOLD PLATE SCREW
16	22-38609		2	PLUG, CONTROL VALVE (3/8-24")
17	22-46008		2	PLUG, CONTROL VALVE (1/2-20")
18	84-74023		1	CONNECTOR AND HARNESS
19	45559		1	TERMINAL BLOCK, HYDRAULIC PUMP
20	10-35519		2	SCREW, TERMINAL BLOCK TO HYDRAULIC PUMP (1/2")
21	10-62568		2	SCREW, HARNESS LEADS TO TERMINAL BLOCK (3/8")
22	45377		2	BRACKET, MOUNTING - HYDRAULIC PUMP TO BOAT
23	10-24234		4	SCREW, MOUNTING BRACKET TO HYDRAULIC PUMP (1")
24	13-39107		4	LOCKWASHER, MOUNTING BRACKET SCREW
25	11-21908		4	NUT, MOUNTING BRACKET SCREW
26	10-28009		2	BOLT, HYDRAULIC PUMP TO BOAT (3 1/4")
27	11-35304		2	NUT, HYDRAULIC PUMP BOLT
28	89-68258		1	STARTER SOLENOID
29	13-26996		2	LOCKWASHER, STARTER SOLENOID TERMINAL (#10)
30	11-68219		2	NUT, STARTER SOLENOID TERMINAL (#10)
31	13-26993		2	LOCKWASHER, STARTER SOLENOID TERMINAL (5/16")
32	11-68292		2	NUT, STARTER SOLENOID TERMINAL (5/16")
33	46265		2	BOOT, RUBBER - STARTER SOLENOID TERMINAL
34	74407		1	BRACKET, MOUNTING - STARTER SOLENOID
35	10-21140		2	SCREW, MOUNTING BRACKET TO HYDRAULIC PUMP (1/2")

+ = [45194A26] OUTBOARD POWER TRIM ASSEMBLY INCLUDES ALL PARTS LISTED ON PAGES 40 AND 41.

CONTINUED ON NEXT PAGE ➡

OUTBOARD POWER TRIM KIT, COMPLETE C

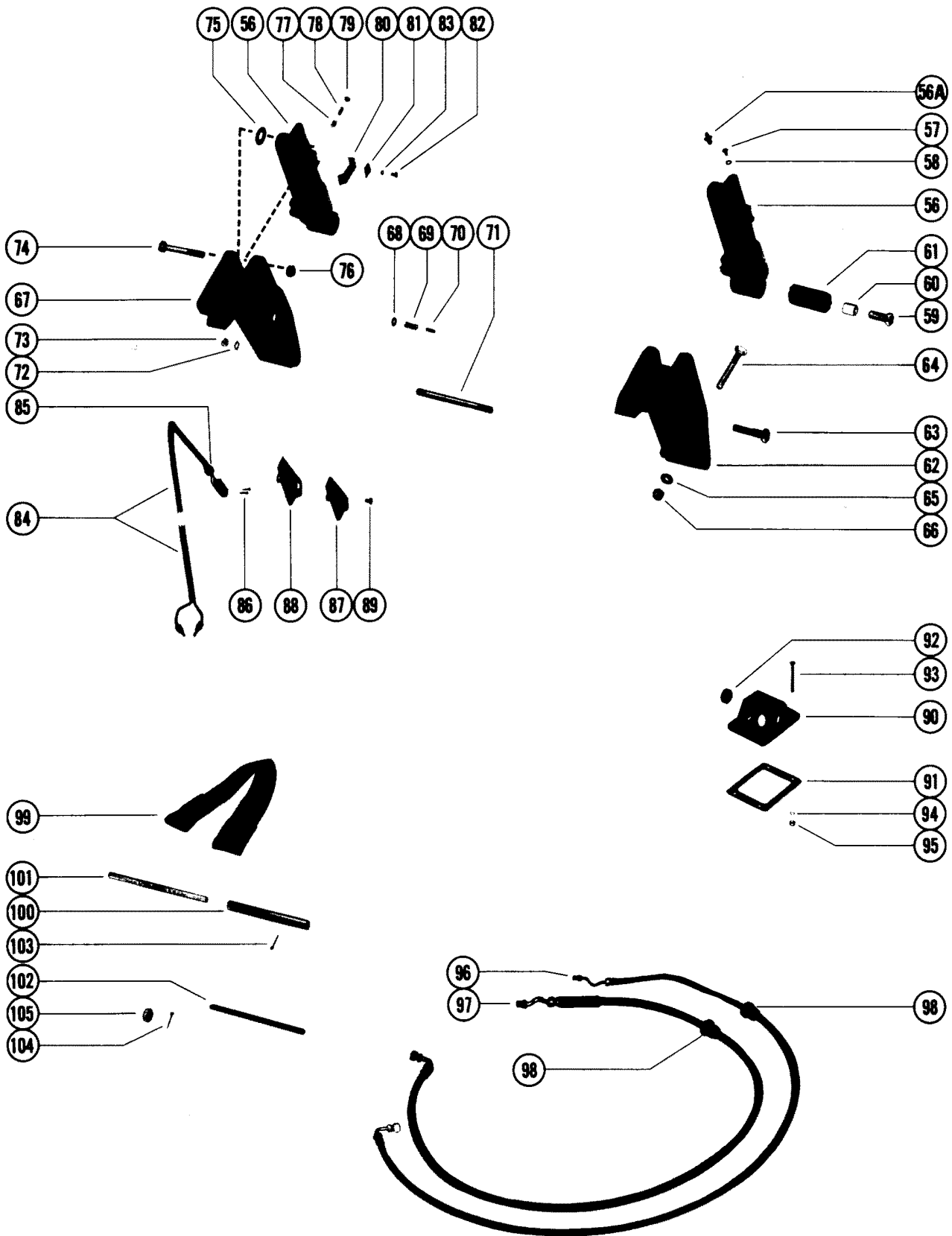


OUTBOARD POWER TRIM KIT, COMPLETE C

REF. NO.	PART NO.	SYM.	QTY.	DESCRIPTION
36	13-26992		2	LOCKWASHER, MOUNTING BRACKET SCREW
37	10-69052		2	SCREW, STARTER SOLENOID TO MOUNTING BRACKET (1/2")
38	13-26992		2	LOCKWASHER, STARTER SOLENOID SCREW
39	11-21825		2	NUT, STARTER SOLENOID SCREW
41	11-24656		1	NUT, MOUNTING BRACKET TO HYDRAULIC PUMP THRU BOLT
42	26901		1	BUMPER, RUBBER - SOLENOID BRACKET
-	55642A7		1	CONTROL PANEL ASSEMBLY, COMPLETE
43	53107		1	JUMPER WIRE, PUSH BUTTON SWITCH (PURPLE - 3")
	48078		1	JUMPER WIRE, PUSH BUTTON SWITCH (RED - 3 1/4")
44	55642A1		1	CONTROL PANEL ASSEMBLY
45	16-55422		4	STUD, CONTROL PANEL TO BOAT (2 ")
46	12-24676		4	WASHER, CONTROL PANEL STUD
47	11-27164		4	NUT, CONTROL PANEL STUD
48	55738A1		3	SWITCH, PUSH BUTTON - CONTROL PANEL
49	55641		1	RETAINER, PUSH BUTTON SWITCH
50	10-62568		4	SCREW, SWITCH RETAINER TO CONTROL PANEL (1/2")
51	45341-20		1	HARNESS, CONTROL PANEL (20 FEET)
52	33865		1	BINDER, NYLON - CONTROL PANEL HARNESS
53	54-46770		1	CLAMP, HARNESS FASTENING
54	10-29227		1	SCREW, HARNESS FASTENING CLAMP (1/2 ")
55	11-34388		1	NUT, HARNESS FASTENING SCREW

[A-45194A26] OUTBOEAR POWER TRIM ASSEMBLY INCLUDES ALL PARTS LISTED ON OUTBOARD POWER TRIM KIT, COMPLETE PAGES

OUTBOARD POWER TRIM KIT, COMPLETE D

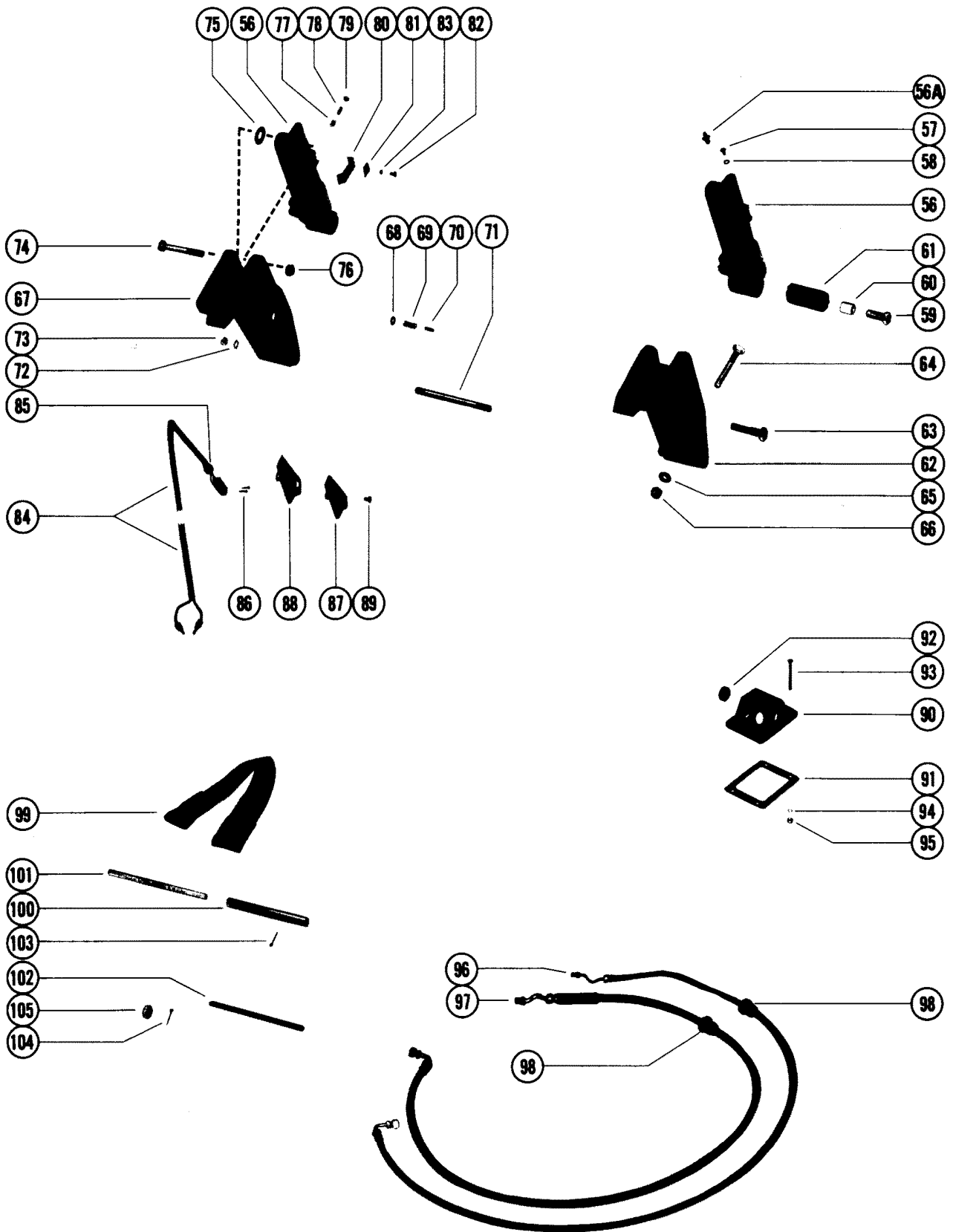


OUTBOARD POWER TRIM KIT, COMPLETE D

REF. NO.	PART NO.	SYM.	QTY.	DESCRIPTION
-	45194A26		1	OUTBOARD POWER TRIM ASSEMBLY(SEE NOTE BELOW)
56	76509A3		2	SHOCK CYLINDER ASSEMBLY(SEE PAGE 33 FOR REPAIR BREAKDOWN)
56A	22-74036		2	GREASE FITTING, SHOCK CYLINDER
57	10-45265		4	SCREW, BLEED - SHOCK CYLINDER
58	25-45016		4	"O" RING, SHOCK CYLINDER BLEED SCREW
59	10-45264		2	SCREW, SHOCK CYLINDER TO LOWER SHOCK PIN (1 9/16")
60	23-45280		2	SPACER, SHOCK CYLINDER - LOWER
61	23-45281		2	BUSHING, RUBBER - SHOCK CYLINDER
62	66084		1	BRACKET, MOUNTING - SHOCK CYLINDER (PORT)
63	10-45263		2	SCREW, MOUNTING BRACKET TO UPPER SHOCK PIN (2 1/4")
64	10-28009		4	BOLT, MOUNTING BRACKET TO BOAT TRANSOM (3 1/4")
65	12-28008		4	WASHER, MOUNTING BRACKET BOLT
66	11-35304		4	NUT, MOUNTING BRACKET BOLT
67	45196A2		1	BRACKET ASSEMBLY, MOUNTING - SHOCK CYLINDER (STARBOARD)
68	26-70608		1	OIL SEAL, STARBOARD MOUNTING BRACKET
69	45286		1	PLUNGER, LIMIT SWITCH ACTUATING
70	24-45272		1	SPRING, TENSION - LIMIT SWITCH PLUNGER
71	16-45282		1	STUD, MOUNTING BRACKET AND CLAMP BRACKET
72	13-26993		2	LOCKWASHER, MOUNTING BRACKET TO CLAMP BRACKET STUD
73	11-20083		2	NUT, MOUNTING BRACKET TO CLAMP BRACKET STUD
74	10-45328		2	SCREW, SHOCK CYLINDER TO MOUNTING BRACKET (3 9/16")
75	12-37807		1	WASHER, SHOCK CYLINDER SCREW (STARBOARD ONLY)
76	11-20696		2	NUT, SHOCK CYLINDER SCREW
77	24-24390		1	SPRING, TENSION - ADJUSTING STUD
78	16-21085		1	STUD, ADJUSTING - CUT-OUT LIMIT SWITCH
79	11-45812		1	NUT, JAM -LIMIT SWITCH ADJUSTING STUD
80	45508		1	CAM, LIMIT SWITCH ADJUSTING STUD
81	45509		1	PLATE, RETAINING - LIMIT SWITCH CAM
82	10-68513		1	SCREW, RETAINING PLATE AND CAM TO SHOCK CYLINDER
83	13-26996		1	LOCKWASHER, RETAINING PLATE AND CAM SCREW
84	45326A2		1	SWITCH ASSEMBLY, CUT-OUT LIMIT
85	23-45354		1	BUSHING, RUBBER - CUT-OUT LIMIT SWITCH
86	10-47255		2	SCREW, CUT-OUT LIMIT SWITCH TO MOUNTING BRACKET (9/16")
87	45287		1	COVER, LIMIT SWITCH
88	27-45275		1	GASKET, LIMIT SWITCH COVER
89	10-24942		5	SCREW, LIMIT SWITCH COVER TO MOUNTING BRACKET (7/16")

CONTINUED ON NEXT PAGE ➡

OUTBOARD POWER TRIM KIT, COMPLETE D

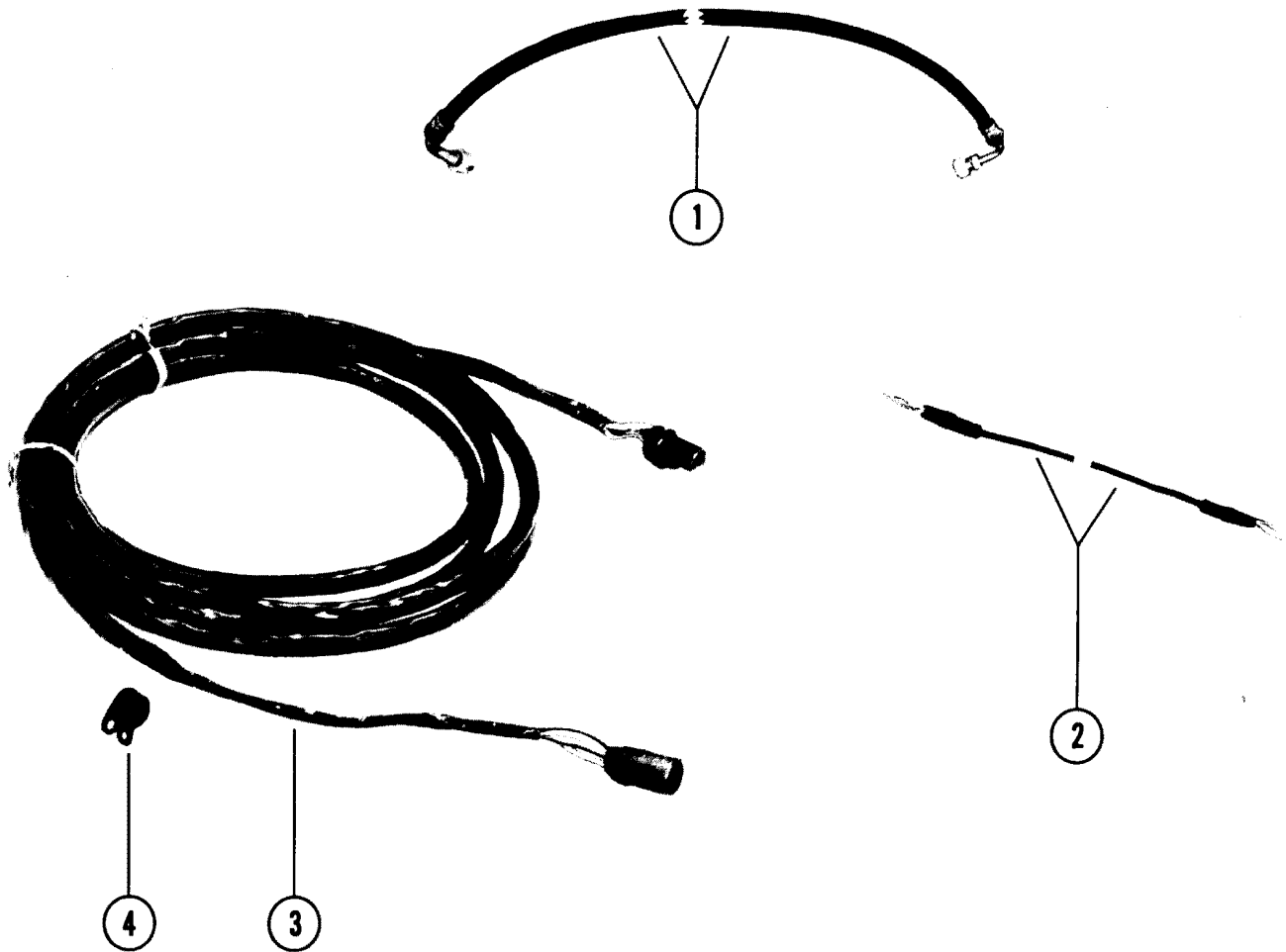


OUTBOARD POWER TRIM KIT, COMPLETE D

REF. NO.	PART NO.	SYM.	QTY.	DESCRIPTION
90	45289		1	COVER, INLET - TRANSOM
91	27-45274		1	GASKET, INLET COVER
92	25-45507		1	GROMMET, RUBBER - INLET COVER
93	10-32866		4	SCREW, INLET COVER TO BOAT (2 ")
94	12-20878		4	WASHER, INLET COVER SCREW
95	11-29488		4	NUT, INLET COVER SCREW
96	32-45327		2	HOSE, TRIM - CYLINDER TO CONTROL VALVE (5) - 12/32" O.D.
97	32-45959		2	HOSE, LIFT - CYLINDER TO CONTROL VALVE (5) - 17/32" O.D.
98	23-35977		4	GROMMET, RUBBER - LIFT HOSE AND TRIM HOSE
99	73519A1		1	TILT STOP
100	69259		1	TUBE, MOUNTING - TILT STOP
101	69258		1	PIN, MOUNTING TUBE
102	63473		1	TUBE, CUSHION
103	18-36391		1	COTTER PIN, MOUNTING TUBE PIN
104	18-45882		1	COTTER PIN, TILT PIN RETAINING
105	12-39304		1	WASHER, TILT PIN

[A-45194A26] OUTBOARD POWER TRIM ASSEMBLY INCLUDES ALL PARTS LISTED ON OUTBOARD POWER TRIM KIT, COMPLETE

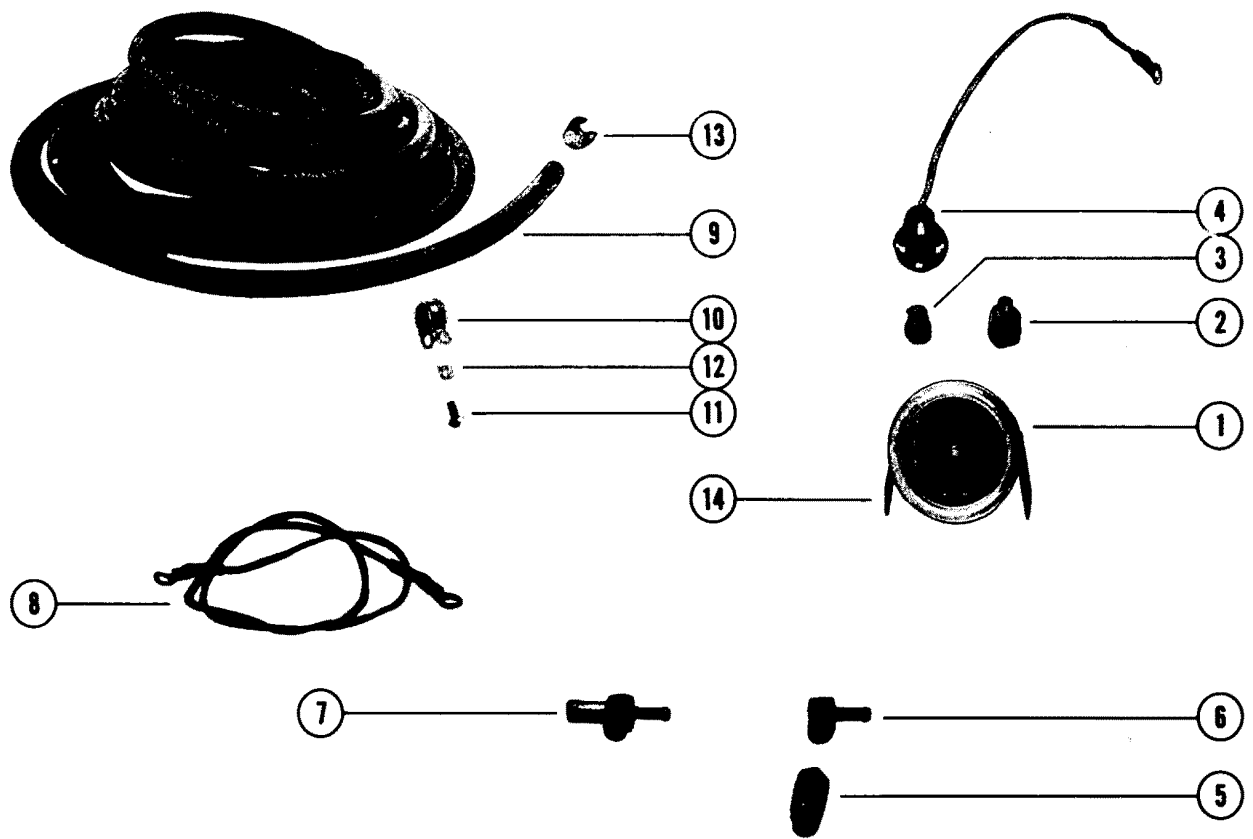
POWER TRIM EXTENSION KIT (MERC 1750)



POWER TRIM EXTENSION KIT (MERC 1750)

REF. NO.	PART NO.	SYM.	QTY.	DESCRIPTION
-	32-75810A1		1,	POWER TRIM EXTENSION KIT
-	32-75289A1		,1	POWER TRIM EXTENSION KIT (12')
1	32-75808		1,	HOSE, EXTENSION (8')
	32-75809		1,	HOSE, EXTENSION (8')
	32-75289		,1	HOSE, EXTENS ION (12')
	32-75288		,1	HOSE, EXTENSION (12')
2	84-77100A1		1,1	CABLE ASSEMBLY, BATTERY (RED)
	84-77101A1		1,1	CABLE ASSEMBLY, BATTERY (BLACK)
3	84-66004A1		1,1	HARNESS ASSEMBLY
	84-68259A2		1,1	HARNESS ASSEMBLY
4	54-75343		2,2	CLAMP, HARNESS ATTACHING

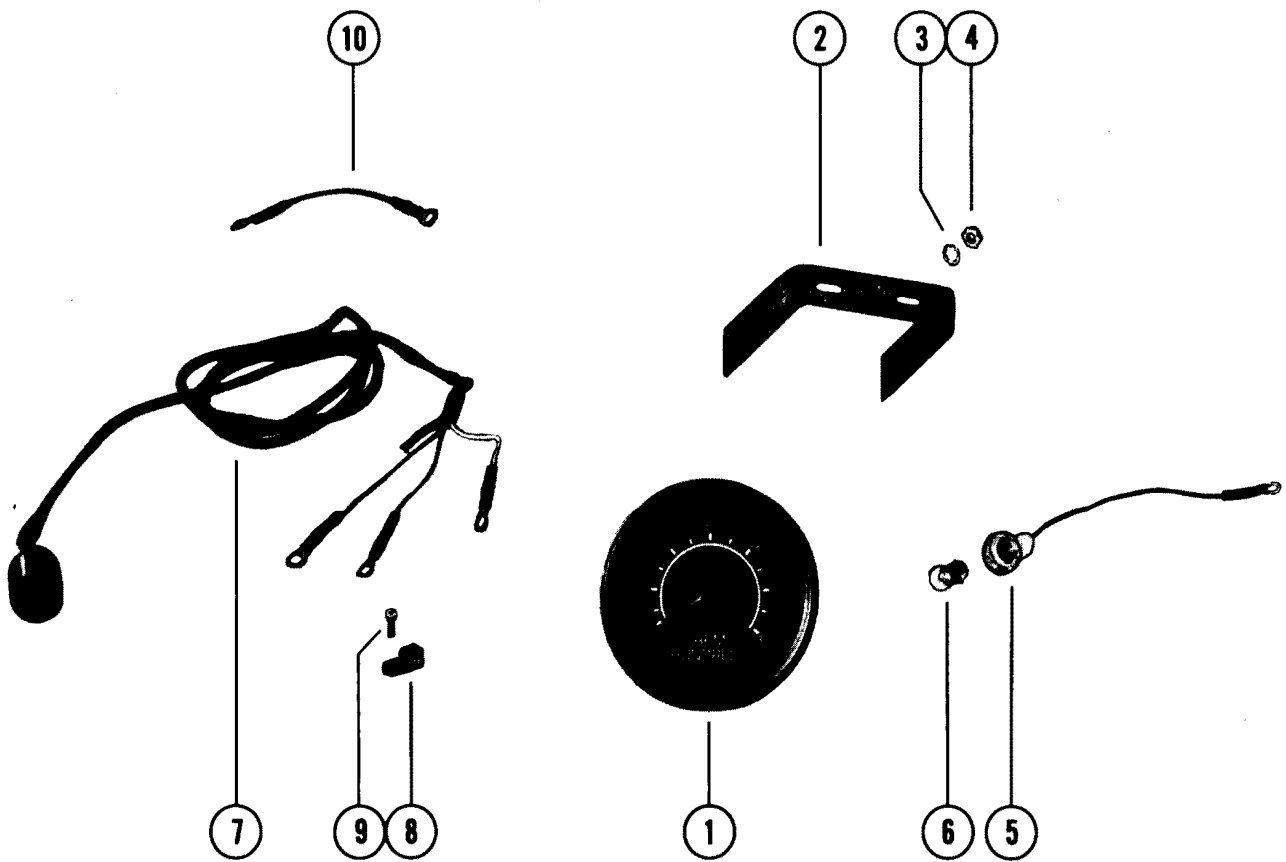
WATER PRESSURE GAUGE ASSEMBLY



WATER PRESSURE GAUGE ASSEMBLY

REF. NO.	PART NO.	SYM.	QTY.	DESCRIPTION
-	65614A1		1,	WATER PRESSURE ASSTY (SQUARE FACE)
-	79-76670A1		,1	WATER PRESSURE ASSTY (BLACK BEZEL)
1	65614		1,	GAUGE, WATER PRESSURE
	79-76670		,1	GAUGE, WATER PRESSURE
2	22-33372		1,1	CONNECTOR, WATER PRESSURE GUAGE (STRAIGHT)
3	88-77613		1,1	LIGHT BULB (#53R)
4	49917A4		1,1	SOCKET ASSEMBLY, LIGHT BULB
5	22-45099		1,1	ADAPTOR, CYLINDER BLOCK
6	22-33373		1,1	ELBOW, ADAPTOR (90 DEGREES)
7	22-53491		1,1	TEE, CYLINDER BLOCK
8	84-61600A6		1,1	CABLE ASSEMBLY (BLACK)
9	32-33374		1,1	TUBING, WATER PRESSURE GAUGE (20)
10	54-22740		5,5	CLAMP, TUBING ATTACHING
11	10-22793		5,5	SCREW, CLAMP
12	22789		5,5	"D" WASHER, CLAMP SCREW
13	54-20387		2,2	CLAMP, HOSE
14	59478		1,	BRACKET, MOUNTING
	76532		,1	BRACKET, MOUNTING

TACHOMETER (HEAVY DUTY ALTERNATOR DRIVEN)



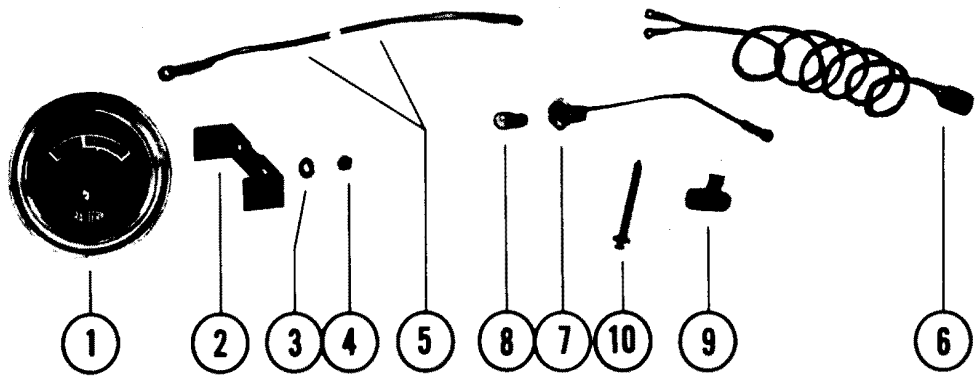
TACHOMETER (HEAVY DUTY ALTERNATOR DRIVEN)

REF. NO.	PART NO.	SYM.	QTY.	DESCRIPTION
1	79-76203A1		1	TACHOMETER ASS Y (6000 RPM) - BLACK BEZEL
	79-85589A1		1	TACHOMETER ASS Y (8000 RPM) - BLACK BEZEL
2	75021		1	BRACKET, TACHOMETER
3	13-26996		2	LOCKWASHER ,TACHOMETER TERMINALS
4	11-45076		6	NUT, TACHOMETER TERMINALS
5	49917A4		0	SOCKET ASSEMBLY, LIGHT BULB
6	88-77613		1	LIGHT BULB (#1895R)
7	46239		1	HARNESS, TACHOMETER TO REMOTE CONTROL(SEE NOTE)
8	45915		1	TERMINAL BLOCK (USED WITH SQUARE FACE TACHOMETER)
9	10-60251		2	SCREW, TERMINAL BLOCK ATTACHING(USED WITH SQUARE FACE TACHOMETER)
10	84-61394A5		1	WIRE ASSEMBLY (BROWN) (USED WITH SQUARE FACE TACHOMETER)
	84-61600A6		1	WIRE ASSEMBLY (BLACK) (USED WITH SQUARE FACE TACHOMETER)

WHEN USING [A-79-76203A] TACHOMETER ASSEMBLY WITH MERC 500E-1750E (1977 MODELS) USE [A-84-69108A3] HARNESS IN PLACE OF [A-46239] HARNESS

BATTERY METER ASSEMBLY A

ROUND FACE




BATTERY METER ASSEMBLY A

REF. NO.	PART NO.	SYM.	QTY.	DESCRIPTION
1	58380A1		1	BATTERY METER ASSEMBLY
2	59478		1	CLAMP, BATTERY METER
3	13-26996		4	LOCKWASHER, BATTERY METER STUDS (#10)
4	11-45076		1	NUT, BATTERY METER STUDS (#10-32)
5	84-55994A4		1	LEAD WIRE, WHITE (49")
6	84-62635		1	HARNESS, BATTERY METER
7	49917A4		1	SOCKET AND CABLE ASSEMBLY
8	32878		1	LIGHT BULB (GE#53 CLEAR)
9	59598		2	CONNECTOR, SELF STRIPPING
10	61990		3	STA-STRAP,HARNESS AND LEAD WIRE

BATTERY METER ASSEMBLY B

BLACK BEZEL

SQUARE FACE



1



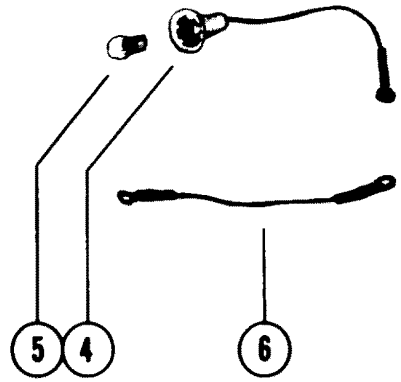
1A



2



3



5

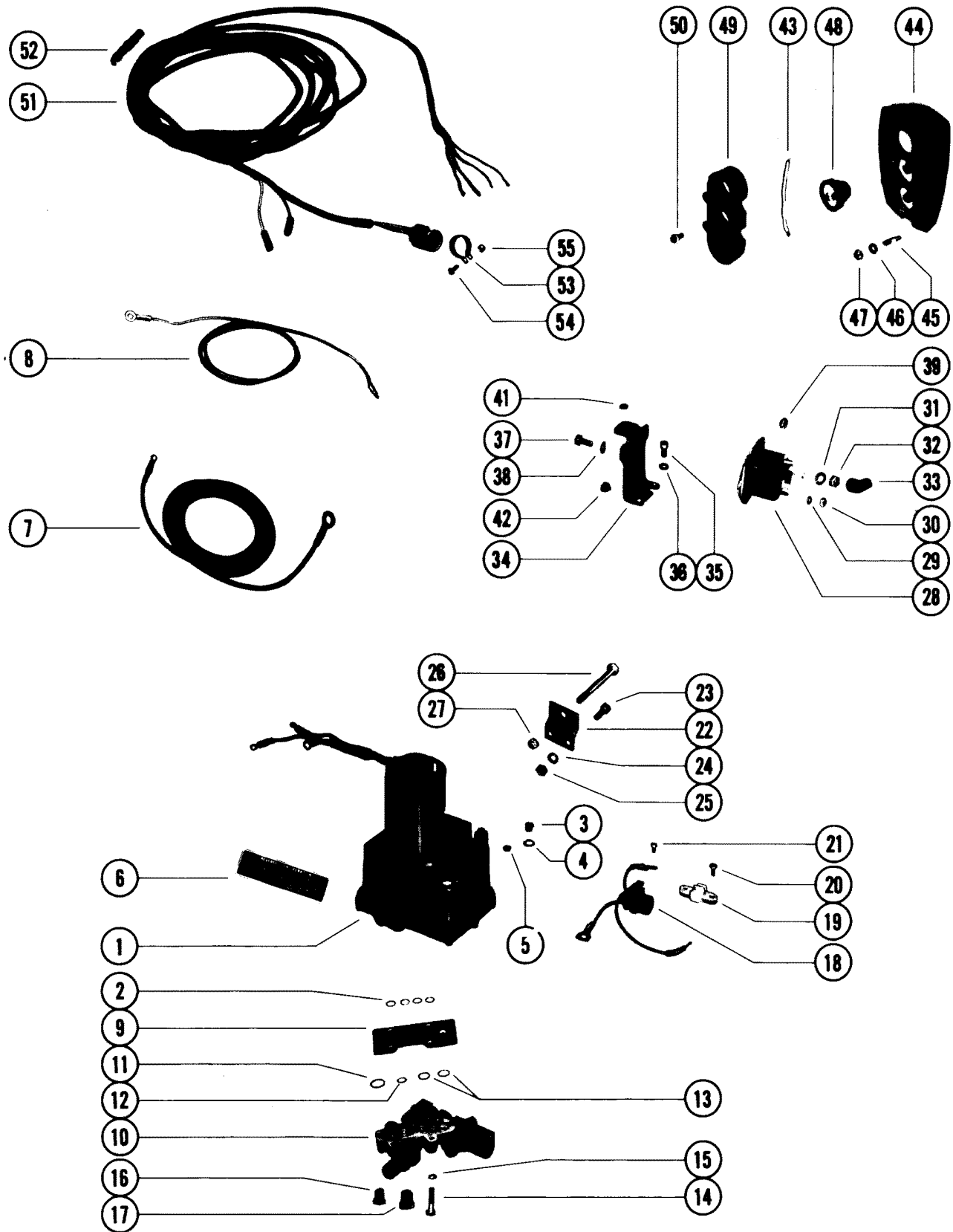
4

6

BATTERY METER ASSEMBLY B

REF. NO.	PART NO.	SYM.	QTY.	DESCRIPTION
-	60070A1		1,,	BATTERY METER ASSEMBLY (SQUARE FACE)
-	79-76186A1		,1,	BATTERY METER ASSEMBLY (BLACK BEZEL)
-	79-79785A1		,,1	BATTERY METER ASSEMBLY (BLACK BEZEL)
1A	60070		1,,	BATTERY METER
1	79-76186		,1,	BATTERY METER
1A	79-79785		,,1	BATTERY METER
2	59478		1,,	CLAMP, BATTERY METER
	76532		,1,	CLAMP, BATTERY METER
	79480		,,1	CLAMP, BATTERY METER
3	11-68219		4,4,	NUT, BATTERY METER
	11-26419		,,4	NUT, BATTERY METER
4	49917A4		1,1,	SOCKET AND CABLE ASSEMBLY
	88-79888		,,1	SOCKET, WEDGE LAMP BASE
5	32878		1,,	LIGHT BULB (GE#53 CLEAR)
	88-77613		,1,	LIGHT BULB (GE#1895R)
	88-72729		,,1	LIGHT BULB, WEDGE BASE
6	84-61600A6		1,,	LEAD WIRE, BLACK (6 1/2")
	84-61600A7		,1,1	LEAD WIRE, BLACK (24 1/2 ")
	84-61601A4		1,,	LEAD WIRE, WHITE (17")
	84-61601A11		,1,1	LEAD WIRE, WHITE (24 1/2")

OUTBOARD POWER TRIM KIT, COMPLETE E

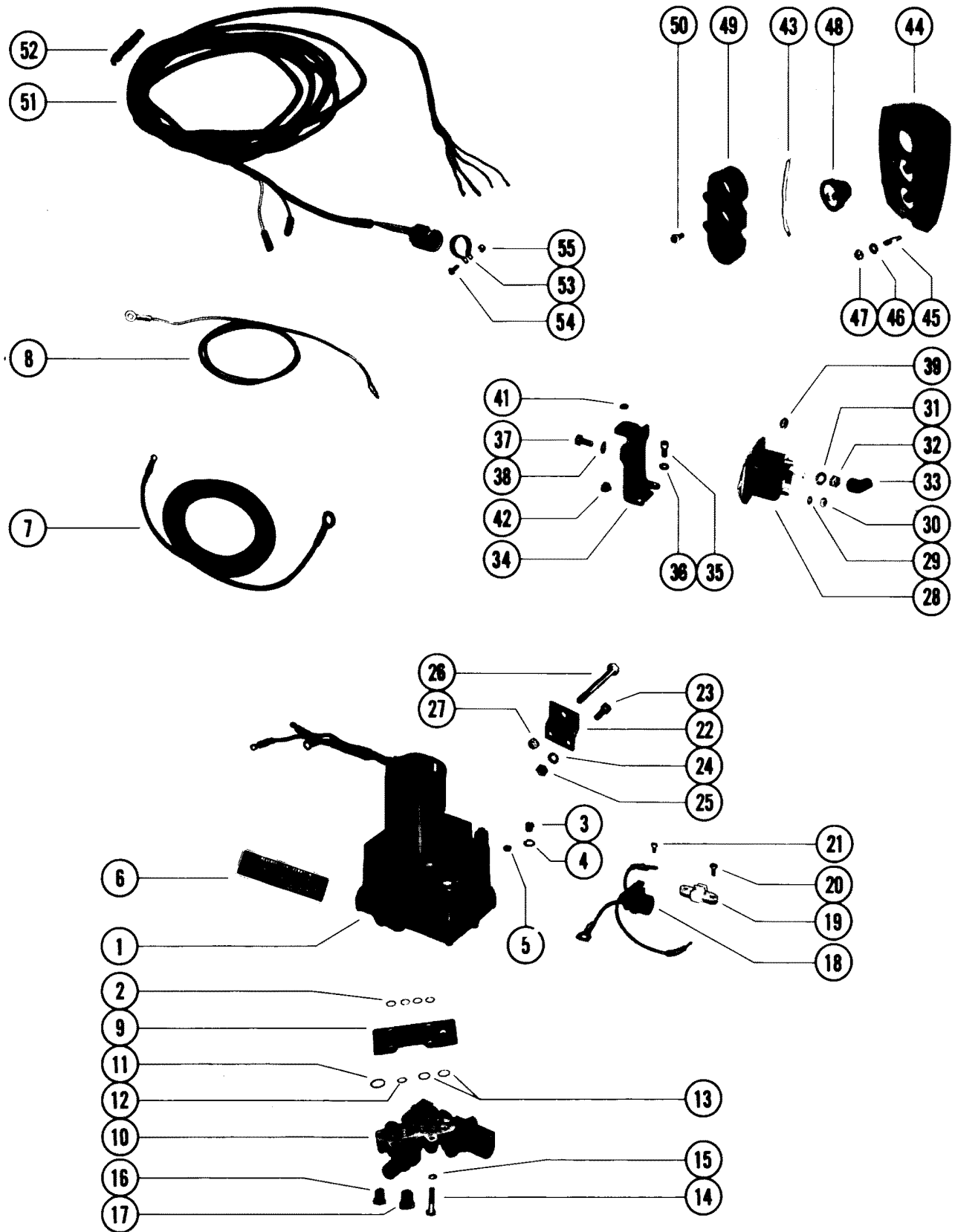


OUTBOARD POWER TRIM KIT, COMPLETE E

REF. NO.	PART NO.	SYM.	QTY.	DESCRIPTION
-	76509A12		1	OUTBOARD POWER TRIM ASSEMBLY(SEE NOTE)
1	76395A5		1	HYDRAULIC PUMP ASSEMBLY
2	25-48171		4	"O" RING, HYDRAULIC PUMP TO MANIFOLD PLATE
3	10-79953		1	SCREW, FILLER - HYDRAULIC PUMP
4	12-20260		1	WASHER, SEALING - HYDRAULIC PUMP FILLER SCREW
5	10-38257		1	SCREW, VENT - HYDRAULIC PUMP
6	37-55901		1	DECAL, INSTRUCTION - HYDRAULIC PUMP
7	32979		1	BATTERY LEAD (POSITIVE)
8	32988		1	BATTERY LEAD (NEGATIVE)
9	45336		1	PLATE, MANIFOLD
10	45197A2		1	CONTROL VALVE ASSEMBLY
-	25-48171		4	"O" RING, HYDRAULIC PUMP TO MANIFOLD PLATE(SEE REFERENCE #2)
11	25-45254		1	"O" RING, CONTROL VALVE TO MANIFOLD PLATE (3/4" O.D.)
12	25-48171		1	"O" RING, CONTROL VALVE TO MANIFOLD PLATE (1/2" O.D.)
13	25-45253		2	"O" RING, CONTROL VALVE TO MANIFOLD PLATE (5/8 " O. D.)
14	10-56500		4	SCREW, CONTROL VALVE AND MANIFOLD PLATE TO HYDRAULIC PUMP (1 1/4")
16	22-38609		2	PLUG, CONTROL VALVE (3/8-24")
17	22-46008		2	PLUG, CONTROL VALVE (1/2 -2 0")
18	84-74023A1		1	CONNECTOR AND HARNESS
19	45559		1	TERMINAL BLOCK, HYDRAULIC PUMP
20	10-48409		2	SCREW, TERMINAL BLOCK TO HYDRAULIC PUMP (1/2")
21	10-62568		2	SCREW, HARNESS LEADS TO TERMINAL BLOCK (3/8")
22	45377		2	BRACKET, MOUNTING - HYDRAULIC PUMP TO BOAT
23	10-24234		4	SCREW, MOUNTING BRACKET TO HYDRAULIC PUMP (1")
24	13-39107		4	LOCKWASHER, MOUNTING BRACKET SCREW
25	11-21908		4	NUT, MOUNTING BRACKET SCREW
26	10-68298		2	BOLT, HYDRAULIC PUMP TO BOAT (3 1/4")
27	11-68411		2	NUT, HYDRAULIC PUMP BOLT
28	89-68258		1	STARTER SOLENOID
29	13-26996		2	LOCKWASHER, STARTER SOLENOID TERMINAL (#10)
30	11-68219		2	NUT, STARTER SOLENOID TERMINAL (#10)
31	13-26993		2	LOCKWASHER, STARTER SOLENOID TERMINAL (5/16")
32	11-68292		2	NUT, STARTER SOLENOID TERMINAL (5/16")
33	46265		2	BOOT, RUBBER - STARTER SOLENOID TERMINAL
34	74407		1	BRACKET, MOUNTING - STARTER SOLENOID
35	10-21140		2	SCREW, MOUNTING BRACKET TO HYDRAULIC PUMP (1/2")
36	13-26992		2	LOCKWASHER, MOUNTING BRACKET SCREW
37	10-69052		2	SCREW, STARTER SOLENOID TO MOUNTING BRACKET (1/2")
38	13-26992		2	LOCKWASHER, STARTER SOLENOID SCREW

CONTINUED ON NEXT PAGE ➡

OUTBOARD POWER TRIM KIT, COMPLETE E

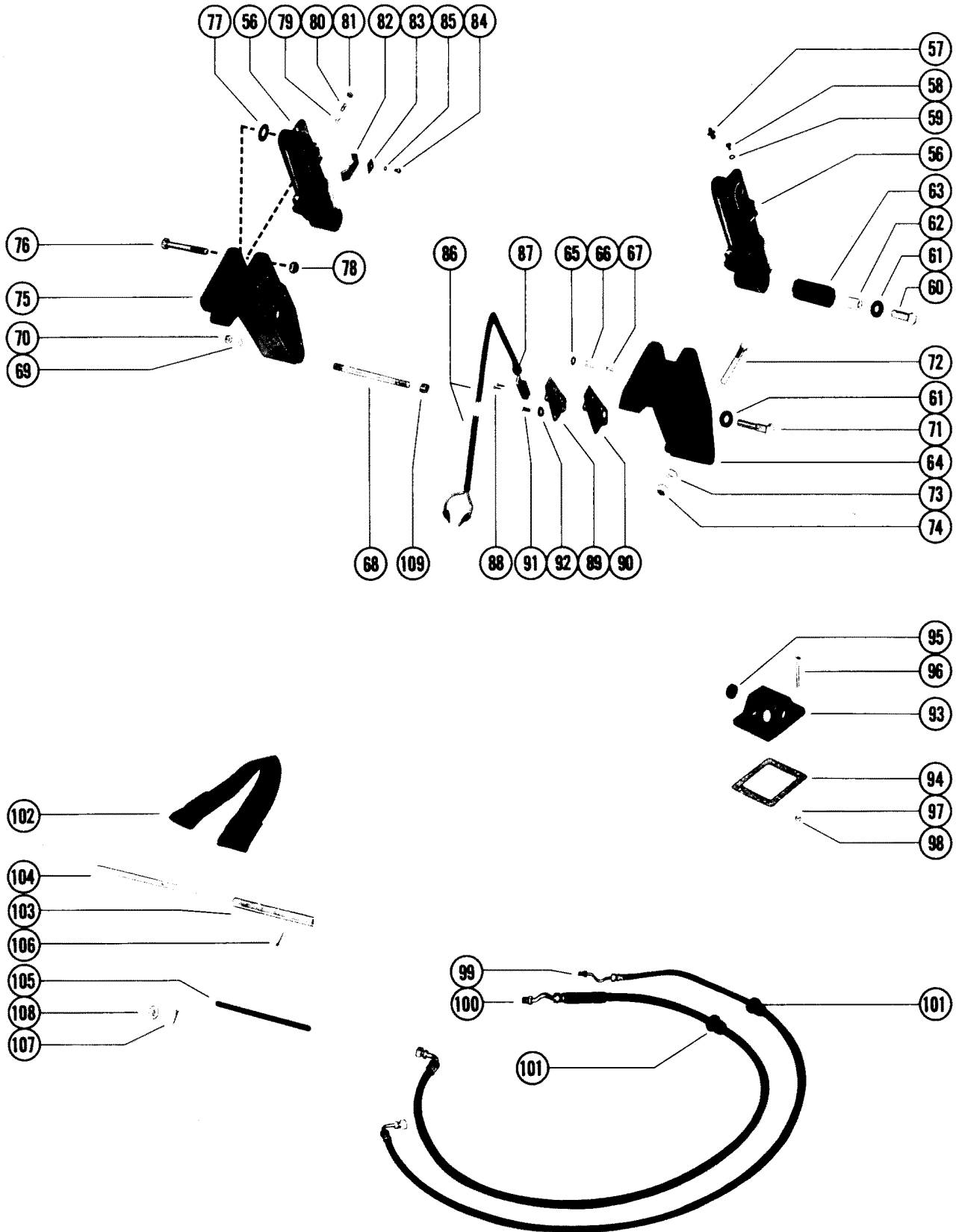


OUTBOARD POWER TRIM KIT, COMPLETE E

REF. NO.	PART NO.	SYM.	QTY.	DESCRIPTION
39	11-21825		2	NUT, STARTER SOLENOID SCREW
41	11-24656		1	NUT, MOUNTING BRACKET TO HYDRAULIC PUMP THRU BOLT
42	26901		1	BUMPER, RUBBER - SOLENOID BRACKET
-	55642A13		1	CONTROL PANEL ASSEMBLY, COMPLETE
43	53107		1	JUMPER WIRE, PUSH BUTTON SWITCH (PURPLE - 3")
	48078		1	JUMPER WIRE, PUSH BUTTON SWITCH (RED - 3 1/4")
44	55642A1		1	CONTROL PANEL ASSEMBLY
45	16-55422		4	STUD, CONTROL PANEL TO BOAT (2")
46	12-24676		4	WASHER, CONTROL PANEL STUD
47	11-27164		4	NUT, CONTROL PANEL STUD
48	55738A1		3	SWITCH, PUSH BUTTON - CONTROL PANEL
49	55641		1	RETAINER, PUSH BUTTON SWITCH
50	10-62568		4	SCREW, SWITCH RETAINER TO CONTROL PANEL (1/2")
51	84-87394A20		1	HARNESS, CONTROL PANEL (20 FEET)
52	33865		1	BINDER, NYLON - CONTROL PANEL HARNESS
53	54-46770		1	CLAMP, HARNESS FASTENING
54	10-29227		1	SCREW, HARNESS FASTENING CLAMP (1/2")
55	11-34388		1	NUT, HARNESS FASTENING SCREW

NOTE: [A-76509A12] OUTBOARD POWER TRIM ASSEMBLY INCLUDES ALL PARTS LISTED ON OUTBOARD POWER TRIM KIT, COMPLETE

OUTBOARD POWER TRIM KIT, COMPLETE F

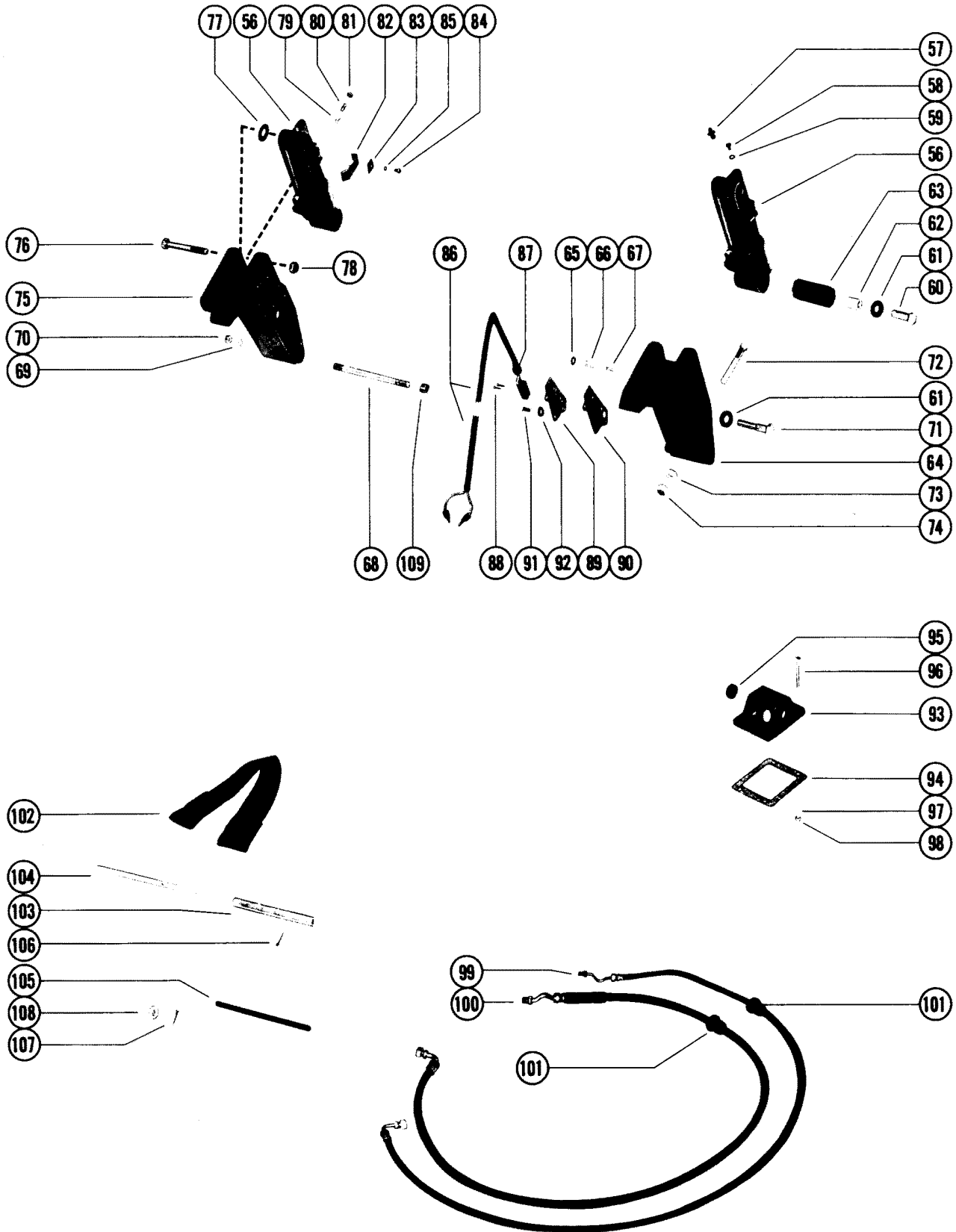


OUTBOARD POWER TRIM KIT, COMPLETE F

REF. NO.	PART NO.	SYM.	QTY.	DESCRIPTION
-	76509A12		1	OUTBOARD POWER TRIM ASSEMBLY (SEE NOTE BELOW)
56	76509A3		2	TRIM CYLINDER ASSEMBLY
57	22-74036		2	GREASE FITTING, TRIM CYLINDER
58	10-45265		4	SCREW, BLEED - TRIM CYLINDER
59	25-45016		4	"O" RING, TRIM CYLINDER BLEED SCREW
60	10-45264		2	SCREW, TRIM CYLINDER TO LOWER SHOCK PIN (1 9/16")
61	12-28421		4	WASHER, TRIM CYLINDER BOLT
62	23-45280		2	SPACER, TRIM CYLINDER - LOWER
63	23-45281		2	BUSHING, RUBBER - TRIM CYLINDER
64	89108A3		1	BRACKET, MOUNTING - TRIM CYLINDER (PORT)
65	26-70608		1	OIL SEAL, PORT MOUNTING BRACKET
66	89290		1	PLUNGER, LIMIT SWITCH ACTUATING
67	24-45272		1	SPRING, TENSION - LIMIT SWITCH PLUNGER
68	16-45282		1	STUD, MOUNTING BRACKET AND CLAMP BRACKET
69	13-26993		2	LOCKWASHER, MOUNTING BRACKET TO CLAMP BRACKET STUD
70	11-20083		2	NUT, MOUNTING BRACKET TO CLAMP BRACKET STUD
71	10-45263		2	SCREW, MOUNTING BRACKET TO UPPER SHOCK PIN (2 1/4")
72	10-68298		4	BOLT, MOUNTING BRACKET TO BOAT TRANSOM (3 1/4")
73	12-68410		4	WASHER, MOUNTING BRACKET BOLT
74	11-68411		4	NUT, MOUNTING BRACKET BOLT
75	89111		1	BRACKET, MOUNTING - TRIM CYLINDER (STARBOARD)
76	10-45328		2	SCREW, SHOCK CYLINDER TO MOUNTING BRACKET (3 9/16")
77	12-37807		1	WASHER, SHOCK CYLINDER SCREW (STARBOARD ONLY)
78	11-20696		2	NUT, SHOCK CYLINDER SCREW
79	24-24390		1	SPRING, TENSION - ADJUSTING STUD
80	16-21085		1	STUD, ADJUSTING - CUT-OUT LIMIT SWITCH
81	11-45812		1	NUT, JAM - LIMIT SWITCH ADJUSTING STUD
82	45508		1	CAM, LIMIT SWITCH ADJUSTING STUD
83	86967		1	PLATE, RETAINING - LIMIT SWITCH CAM
84	10-68513		1	SCREW, RETAINING PLATE AND CAM TO SHOCK CYLINDER
85	13-26996		1	LOCKWASHER, RETAINING PLATE AND CAM SCREW
86	45326A2		1	SWITCH ASSEMBLY, CUT -OUT LIMIT
87	23-45354		1	BUSHING, RUBBER - CUT-OUT LIMIT SWITCH
88	10-47255		2	SCREW, CUT-OUT LIMIT SWITCH TO MOUNTING BRACKET (9/16")
89	89272		1	COVER, LIMIT SWITCH
90	27-89273		1	GASKET, LIMIT SWITCH COVER
91	10-34994		4	SCREW, LIMIT SWITCH COVER TO MOUNTING BRACKET (7/16")
92	12-72761		4	WASHER, LIMIT SWITCH COVER SCREW
93	87774A1		1	COVER, INLET - TRANSOM

CONTINUED ON NEXT PAGE ➡

OUTBOARD POWER TRIM KIT, COMPLETE F

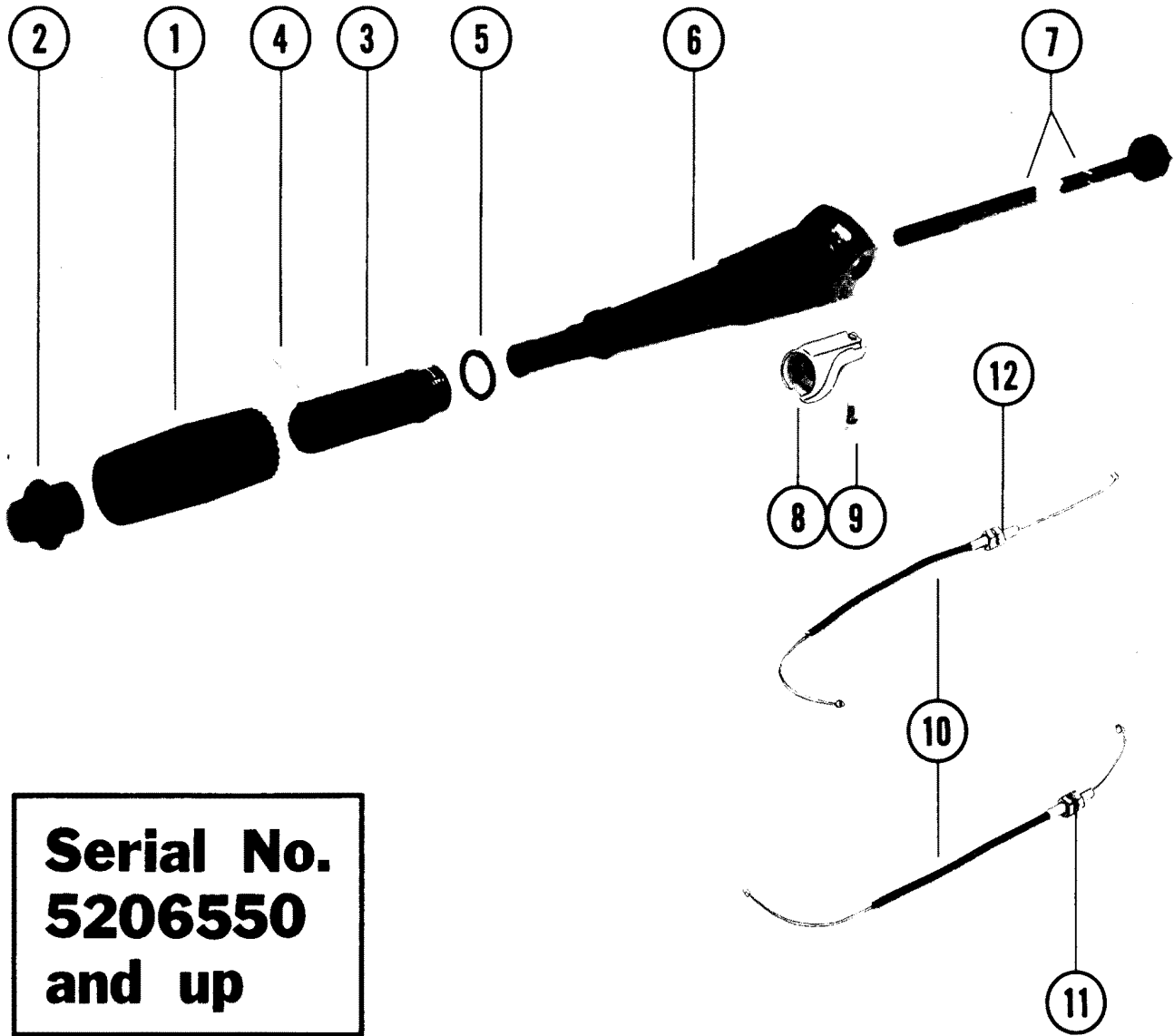


OUTBOARD POWER TRIM KIT, COMPLETE F

REF. NO.	PART NO.	SYM.	QTY.	DESCRIPTION
94	27-87775		1	GASKET, INLET COVER
95	25-45507		1	GROMMET, RUBBER - INLET COVER
96	10-32866		4	SCREW, INLET COVER TO BOAT (2")
97	12-20878		4	WASHER, INLET COVER SCREW
98	11-29488		4	NUT, INLET COVER SCREW
99	32-88005		2	HOSE, TRIM - CYLINDER TO CONTROL VALVE (5) - 12/32" O.D.
100	32-88006		2	HOSE, LIFT - CYLINDER TO CONTROL VALVE (5) - 17/32" O.D.
101	23-35977		4	GROMMET, RUBBER - LIFT HOSE AND TRIM HOSE
102	73519A1		1	TILT STOP
103	69259		1	TUBE, MOUNTING - TILT STOP
104	69258		1	PIN, MOUNTING TUBE
105	63473		1	TUBE, CUSHION
106	18-36391		1	COTTER PIN, MOUNTING TUBE PIN
107	18-20209		1	COTTER PIN, TILT PIN RETAINING
108	12-39304		1	WASHER, TILT PIN
109	23-89112		2	BUSHING, MOUNTING BRACKET

[A-76509A12] OUTBOARD POWER TRIM ASSEMBLY INCLUDES ALL PARTS LISTED ON OUTBOARD POWER TRIM KIT, COMPLETE PAGE

SAILBOAT CONVERSION KIT

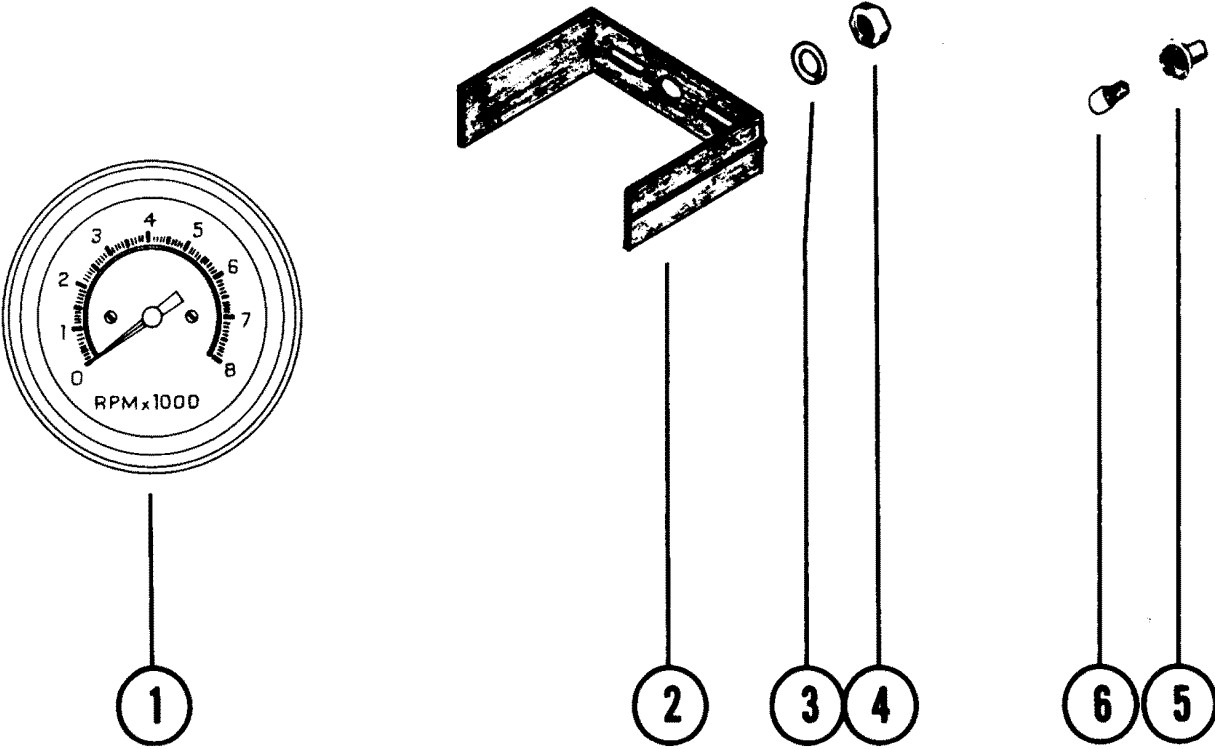


**Serial No.
5206550
and up**

SAILBOAT CONVERSION KIT

REF. NO.	PART NO.	SYM.	QTY.	DESCRIPTION
-	87144A2		1	SAIL BOAT CONVERSION KIT (FOR USE ON MERC 7.5 AND 9.8)
1	60854		1	GRIP, HANDLE - THROTTLE
2	77237		1	CAP, HANDLE
3	77238A1		1	HANDLE, THROTTLE SHAFT
4	17-31656		1	PIN, STEERING HANDLE
5	12-62252		1	WASHER, THROTTLE HANDLE TO STEERING ARM
6	87144		1	ARM, STEERING HANDLE
7	87078		1	SHAFT, THROTTLE
8	77203		1	BLOCK, CABLE GUIDE
9	10-69069		1	SCREW, BLOCK TO STEERING ARM
10	86210		2	CABLE, THROTTLE
11	12-37998		4	WASHER , THROTTLE C ABLE
12	11-21825		4	NUT, THROTTLE CABLE

TACHOMETER ASSEMBLY

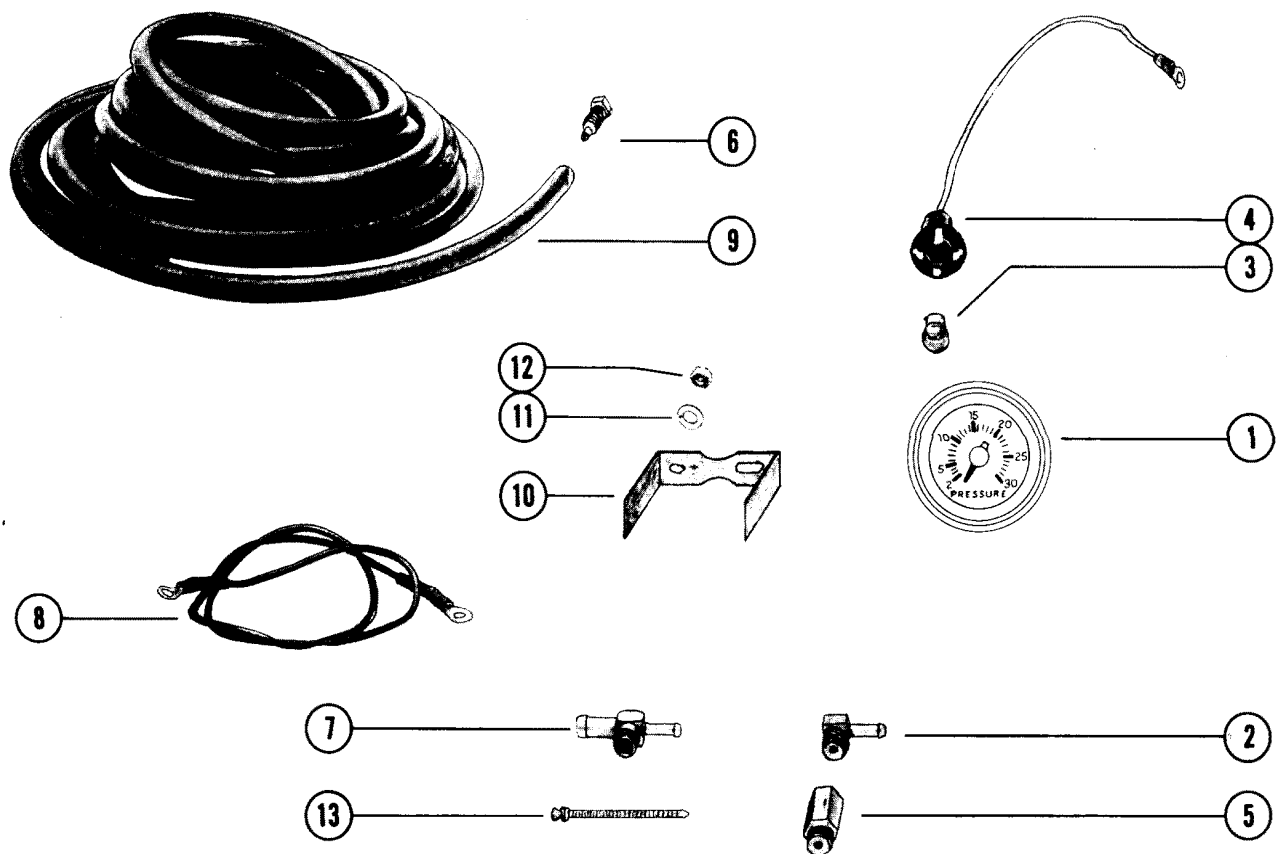


TACHOMETER ASSEMBLY

REF. NO.	PART NO.	SYM.	QTY.	DESCRIPTION
1	79-87176A1		1	TACHOMETER ASSEMBLY (8000 RPM) - BLACK BEZEL
	79-87177A1		1	TACHOMETER ASSEMBLY (6000 RPM) - BLACK BEZEL
2	79101		1	BRACKET, TACHOMETER
3	13-69432		2	LOCKWASHER, TACHOMETER TERMINAL
4	11-45076		5	NUT, TACHOMETER TERMINAL
5	88-79888		1	SOCKET, LAMP WEDGE BASE
6	88-72729		1	LAMP, WEDGE BASE

NOTE: INSTALLATION OF THESE KITS REQUIRED EITHER AN [84-69108S3], 4 PIN CONNECTOR HARNESS OR A [46239] 3-BLADE CONNECTOR HARNESS

WATER PRESSURE GAUGE ASSEMBLY



WATER PRESSURE GAUGE ASSEMBLY

REF. NO.	PART NO.	SYM.	QTY.	DESCRIPTION
-	79-76670A2	▼	1,	WATER PRESSURE GAUGE ASSEMBLY (0-30 PSI)
-	79-77858A1	◆	,1	WATER PRESSURE GAUGE ASSEMBLY (0-15 PSI)
1	79-76670		1,	GAUGE, WATER PRESSURE (0-30 PSI)
	79-77858		,1	GAUGE, WATER PRESSURE (0-15 PSI)
2	22-63651		1,1	CONNECTOR, WATER PRESSURE GAUGE (90°)
3	88-77613		1,1	LIGHT BULB (#53R)
4	49917A4		1,1	SOCKET ASSEMBLY, LIGHT BULB
5	22-77863		1,	ADAPTOR, CYLINDER BLOCK
	22-63668		,1	ADAPTOR, CYLINDER BLOCK
6	22-63670		2,2	NUT, TUBE FITTING
7	22-28624		,1	TEE, CYLINDER BLOCK TO ADAPTOR
8	84-61600A7		1,1	CABLE ASSEMBLY (BLACK)
9	32-64088-6		1,1	TUBING, WATER PRESSURE GAUGE (20)
10	76532		1,1	BRACKET, MOUNTING
11	13-69432		2,2	LOCKWASHER, MOUNTING BRACKET
12	11-68219		2,2	NUT, MOUNTING BRACKET
13	61990		5,5	STA-STRAP

▼ = FOR USE WITH THERMOSTATED ENGINES.

◆ = FOR USE WITH NON - THERMOSTAT ENGINES.

PARTS INDEX

Part Number	Description	Pg.	Ref. No.	Part Number	Description	Pg.	Ref. No.
20208	SHAFT, REVERSE LOCK PIVOT	29	128	33865	BINDER, NYLON - CONTROL PANEL HARNESS	85	52
22789	"C" WASHER, HARNESS CLIP SCREW	79	23	33865	BINDER, NYLON - CONTROL PANEL HARNESS	103	52
22789	"C" WASHER, HARNESS CLIP SCREW	81	16	34228	SUPPORT, EXTERNAL HARNESS	35	25
22789	"D" WASHER, CLAMP SCREW	93	12	35959	INSERT, WATER PUMP BODY	39	14
22789	"D" WASHER, HARNESS CLAMP ATTACHING SCREW	25	71	35960	PLATE, BACK - WATER PUMP BODY	39	13
22789	"D" WASHER, HARNESS CLAMP ATTACHING SCREW	25	71	35961	PLATE, FACE - WATER PUMP BASE TO WATER PUMP BODY	39	8
22789	"D" WASHER, HARNESS CLAMP SCREW	25	74	37281	"D" WASHER, HYDRAULIC PUMP HARNESS CLAMP	21	8
22789	"D" WASHER, LEAD ATTACHING CLIP	33	31	37315	PLATE, BACK - WATER PUMP BODY	39	13
22789	"D" WASHER, WIRING HARNESS CLAMP	33	26	37317	INSERT, WATER PUMP BODY	39	14
22789	"D" WASHER, WIRING HARNESS LEADS CLAMP	35	23	37319	PLATE, FACE - WATER PUMP BASE TO WATER PUMP BODY	39	8
22924	TERMINAL, #10 RING	33	46	38705	PANEL, CONTROL	23	44
24789A1	FLUSHING ATTACHMENT ALUMINUM WATER PUMP	57	-	38938	BOOT, SMALL YELLOW AND BLACK LEADS	35	13
25596	CABLE, JUMPER - STARTER MOTOR TO STARTER SOLENOID	31	9	38968	PLATE, FACE - WATER PUMP	59	10
25661	SOLENOID, STARTER	35	7	38969	PLATE, BACK - WATER PUMP BODY	59	5
25661	STARTER SOLENOID	23	30	38972A1	WATER PUMP COVER ASSEMBLY	59	11
25661	STARTER SOLENOID	61	28	45002	SWITCH, ROCKER - CONTROL PANEL	23	49
26901	BUMPER, RUBBER - SOLENOID BRACKET	85	42	45010	RETAINER, WATER PUMP BODY SEAL	15	18
26901	BUMPER, RUBBER - SOLENOID BRACKET	103	42	45046	PLATE, BACK - WATER PUMP BODY	39	13
29759	SWITCH, PUSH BUTTON	23	53	45048	PLATE, FACE - WATER PUMP BASE TO WATER PUMP BODY	39	8
32144	BATTERY BOX	57	-	45060A7	HYDRAULIC PUMP ASSEMBLY	21	1
32861	BEZEL, IGNITION SWITCH TO CONTROL PANEL	23	47	45060A7	HYDRAULIC PUMP ASSEMBLY	61	1
32878	LIGHT BULB (GE#53 CLEAR)	97	8	45060A7	HYDRAULIC PUMP ASSEMBLY, COMPLETE	13	-
32878	LIGHT BULB (GE#53 CLEAR)	99	5	45194A10	OUTBOARD POWER TRIM ASSEMBLY	21	-
32878	LIGHT BULB, SPEEDOMETER (GE #53 CLEAR)	71	6	45194A10	OUTBOARD POWER TRIM ASSEMBLY	27	-
32879	LIGHT BULB, TACHOMETER SOCKET	45	6	45194A11	OUTBOARD POWER TRIM ASSEMBLY	21	-
32979	BATTERY LEAD (POSITIVE)	21	9	45194A11	OUTBOARD POWER TRIM ASSEMBLY	27	-
32979	BATTERY LEAD (POSITIVE)	61	7	45194A11	OUTBOARD POWER TRIM ASSEMBLY	27	-
32979	BATTERY LEAD (POSITIVE)	83	7	45194A11	OUTBOARD POWER TRIM ASSEMBLY	27	-
32979	BATTERY LEAD (POSITIVE)	101	7	45194A11	OUTBOARD POWER TRIM ASSEMBLY	27	-
32988	BATTERY LEAD (NEGATIVE)	21	10	45194A13	OUTBOARD POWER TRIM ASSEMBLY	21	-
32988	BATTERY LEAD (NEGATIVE)	61	8	45194A13	OUTBOARD POWER TRIM ASSEMBLY	27	-
32988	BATTERY LEAD (NEGATIVE)	83	8	45194A13	OUTBOARD POWER TRIM ASSEMBLY	27	-
32988	BATTERY LEAD (NEGATIVE)	101	8	45194A13	OUTBOARD POWER TRIM ASSEMBLY	27	-
33513	RETAINER, WATER TUBE SEAL	59	--	45194A18	SHOCK CYLINDER ASSEMBLY	65	56
33865	BINDER, NYLON - CONTROL PANEL HARNESS	25	72				
33865	BINDER, NYLON - CONTROL PANEL HARNESS	63	52				

PARTS INDEX

Part Number	Description	Pg.	Ref. No.	Part Number	Description	Pg.	Ref. No.
45194A24	OUTBOARD POWER TRIM ASSEMBLY	65	-	45326A2	SWITCH ASSEMBLY, CUT -OUT LIMIT	105	86
45194A247	OUTBOARD POWER TRIM ASSEMBLY	61	-	45326A2	SWITCH ASSEMBLY, CUT-OUT LIMIT	29	112
45194A25	OUTBOARD POWER TRIM ASSEMBLY	61	-	45326A2	SWITCH ASSEMBLY, CUT-OUT LIMIT	87	84
45194A25	OUTBOARD POWER TRIM ASSEMBLY	65	-	45336	PLATE, MANIFOLD	21	11
45194A26	OUTBOARD POWER TRIM ASSEMBLY	83	-	45336	PLATE, MANIFOLD	61	9
45194A26	OUTBOARD POWER TRIM ASSEMBLY(SEE NOTE BELOW)	87	-	45336	PLATE, MANIFOLD	83	9
45194A8	OUTBOARD POWER TRIM ASSEMBLY	21	-	45336	PLATE, MANIFOLD	101	9
45194A8	OUTBOARD POWER TRIM ASSEMBLY	27	-	45340	JUMPER WIRE, IGNITION SWITCH TO ROCKER SWITCH (RED - 4")	23	48
45194A9	SHOCK CYLINDER ASSEMBLY	27	83	45341-20	HARNESS, CONTROL PANEL (20 FEET)	25	68
45195	BRACKET, MOUNTING - SHOCK CYLINDER (PORT)	27	89	45341-20	HARNESS, CONTROL PANEL (20 FEET)	63	51
45196A2	BRACKET ASSEMBLY, MOUNTING - SHOCK CYLINDER (STARBOARD)	27	94	45341-20	HARNESS, CONTROL PANEL (20 FEET)	85	51
45196A2	BRACKET ASSEMBLY, MOUNTING - SHOCK CYLINDER (STARBOARD)	65	67	45341A3	CONTROL PANEL ASSEMBLY, COMPLETE ..	23	--
45196A2	BRACKET ASSEMBLY, MOUNTING - SHOCK CYLINDER (STARBOARD)	87	67	45377	BRACKET, MOUNTING - HYDRAULIC PUMP TO BOAT	21	24
45197A2	CONTROL VALVE ASSEMBLY	21	12	45377	BRACKET, MOUNTING - HYDRAULIC PUMP TO BOAT	61	22
45197A2	CONTROL VALVE ASSEMBLY	61	10	45377	BRACKET, MOUNTING - HYDRAULIC PUMP TO BOAT	83	22
45197A2	CONTROL VALVE ASSEMBLY	83	10	45377	BRACKET, MOUNTING - HYDRAULIC PUMP TO BOAT	101	22
45197A2	CONTROL VALVE ASSEMBLY	101	10	45491	TILT STOP	29	127
45286	PLUNGER, LIMIT SWITCH ACTUATING	27	96	45492	TUBE, MOUNTING - TILT STOP	29	129
45286	PLUNGER, LIMIT SWITCH ACTUATING	65	69	45508	CAM, LIMIT SWITCH ADJUSTING STUD	27	108
45286	PLUNGER, LIMIT SWITCH ACTUATING	87	69	45508	CAM, LIMIT SWITCH ADJUSTING STUD	65	80
45287	COVER, LIMIT SWITCH	29	115	45508	CAM, LIMIT SWITCH ADJUSTING STUD	87	80
45287	COVER, LIMIT SWITCH	65	87	45508	CAM, LIMIT SWITCH ADJUSTING STUD	105	82
45287	COVER, LIMIT SWITCH	87	87	45509	PLATE, RETAINING - LIMIT SWITCH CAM	27	109
45289	COVER, INLET - TRANSOM	67	90	45509	PLATE, RETAINING - LIMIT SWITCH CAM	65	81
45289	COVER, INLET - TRANSOM	89	90	45509	PLATE, RETAINING - LIMIT SWITCH CAM	87	81
45289	COVER, INLET- TRANSOM	29	118	45559	TERMINAL BLOCK, HYDRAULIC PUMP	21	21
45321	BRACKET, MOUNTING - STARTER SOLENOID ...	23	36	45559	TERMINAL BLOCK, HYDRAULIC PUMP	21	21
45321	BRACKET, MOUNTING - STARTER SOLENOID ...	63	34	45559	TERMINAL BLOCK, HYDRAULIC PUMP	61	19
45325	CONNECTOR AND HARNESS	21	20	45559	TERMINAL BLOCK, HYDRAULIC PUMP	83	19
45325	CONNECTOR AND HARNESS	61	18	45559	TERMINAL BLOCK, HYDRAULIC PUMP	101	19
45326A2	SWITCH ASSEMBLY, CUT -OUT LIMIT	65	84				

PARTS INDEX

Part Number	Description	Pg.	Ref. No.	Part Number	Description	Pg.	Ref. No.
45777	PLATE, BACK - WATER PUMP BODY	59	5	48078	JUMPER WIRE, PUSH BUTTON SWITCH (RED - 3 1/4")	85	43
45779	PLATE, FACE - BODY	15	8	48078	JUMPER WIRE, PUSH BUTTON SWITCH (RED - 3 1/4")	103	43
45779	PLATE, FACE - WATER PUMP	59	10	48078	JUMPER WIRE, PUSH BUTTON SWITCH (RED - 3-1/4")	25	63
45915	TERMINAL BLOCK	7	5	48315A5	PLUNGER ASSEMBLY, CHOKE SOLENOID	33	41
45915	TERMINAL BLOCK	33	48	48413	PANEL, CONTROL	23	51
45915	TERMINAL BLOCK (USED WITH SQUARE FACE TACHOMETER)	95	8	48413A2	CONTROL PANEL ASSEMBLY, COMPLETE	23	--
45915	TERMINAL BLOCK, SWITCH BOX	45	8	48413A5	CONTROL PANEL ASSEMBLY, COMPLETE	23	--
46054	CABLE, JUMPER LEAD	45	2	48438	RETAINER, SWITCH TO CONTROL PANEL	25	55
46193	ANODE, MALE FITTING (STAMPED WITH LETTER "A")	9	4	48664A1	REPAIR KIT	73	-
46194	ELECTRODE, FEMALE FITTING (STAMPED WITH LETTER "R")	9	3	49342	BUMPER, RUBBER - SOLENOID BRACKET	63	42
46195	CONTROL, PROTECTOR	9	1	49917A3	SOCKET AND CABLE ASSEMBLY (NOT AS SHOWN)	45	5
46239	HARNESS, TACHOMETER TO REMOTE CONTROL	17	9	49917A4	SOCKET AND CABLE ASSEMBLY	97	7
46239	HARNESS, TACHOMETER TO REMOTE CONTROL	45	7	49917A4	SOCKET AND CABLE ASSEMBLY	99	4
46239	HARNESS, TACHOMETER TO REMOTE CONTROL (SEE NOTE)	95	7	49917A4	SOCKET ASSEMBLY, LIGHT BULB	93	4
46265	BOOT, LARGE YELLOW LEAD	35	10	49917A4	SOCKET ASSEMBLY, LIGHT BULB	95	5
46265	BOOT, RUBBER - STARTER SOLENOID TERMINAL	23	35	49917A4	SOCKET ASSEMBLY, LIGHT BULB	113	4
46265	BOOT, RUBBER - STARTER SOLENOID TERMINAL	63	33	49917A4	SOCKET ASSEMBLY, SPEEDOMETER	71	5
46265	BOOT, RUBBER - STARTER SOLENOID TERMINAL	83	33	52129A1	HARNESS, TACHOMETER TO REMOTE CONTROL (EARLY MODELS)	17	9
46265	BOOT, RUBBER - STARTER SOLENOID TERMINAL	101	33	52337	SWITCH, IGNITION (WITH KEY #30431)	23	45
46399A1	TRIM TAB ASSEMBLY	77	1	52552A3	TACHOMETER MODULE ASSEMBLY, COMPLETE (SEE NOTE)	19	1
46733A1	MERCATHODE KIT	9	-	52567	STRAP, CONNECTING - TACHOMETER MODULE	19	2
46961A1	THRUST HUB ASSEMBLY	53	2	52907	INSULATOR, WIRING HARNESS SUPPORT TO BOTTOM COWL	35	26
4755A1	FLUSHING ATTACHMENT PLASTIC WATER PUMP	57	-	53107	JUMPER WIRE, PUSH BUTTON SWITCH (PURPLE - 3")	63	43
47886	SOLENOID, STARTER	31	10	53107	JUMPER WIRE, PUSH BUTTON SWITCH (PURPLE - 3")	85	43
47928	CHOKE SOLENOID	33	36	53107	JUMPER WIRE, PUSH BUTTON SWITCH (PURPLE - 3")	103	43
47929	WIRING HARNESS, INTERNAL	31	19	53108	PUSH BUTTON, CONTROL PANEL	23	52
47951	BRACKET, SUPPORT - EXTERNAL WIRING HARNESS	33	32				
48055	PUSH BUTTON, CONTROL PANEL	23	52				
48056	PUSH BUTTON, CONTROL PANEL	23	52				
48057	PUSH BUTTON, CONTROL PANEL	23	52				
48078	JUMPER WIRE, PUSH BUTTON SWITCH	23	54				
48078	JUMPER WIRE, PUSH BUTTON SWITCH (RED - 3 1/4")	63	43				

PARTS INDEX

Part Number	Description	Pg.	Ref. No.	Part Number	Description	Pg.	Ref. No.
53109	PUSH BUTTON, CONTROL PANEL	23	52	55738A1	SWITCH, PUSH BUTTON - CONTROL PANEL	25	62
53110	PUSH BUTTON, CONTROL PANE	23	52	55738A1	SWITCH, PUSH BUTTON - CONTROL PANEL	63	48
53168	INSERT, WATER PUMP BODY	41	14	55738A1	SWITCH, PUSH BUTTON - CONTROL PANEL	85	48
53321A1	SUNSHADE KIT (ROUND - LARGE GAUGES)	43	2	55738A1	SWITCH, PUSH BUTTON - CONTROL PANEL	103	48
53322A1	SUNSHADE KIT (ROUND - SMALL GAUGES)	43	1	55756	GAUGE, SPEEDOMETER (SQUARE FACE)	71	2
53490	SHOE, MOUNTING CLIP SCREW	43	5	55756A1	SPEEDOMETER KIT (SQUARE FACE)	71	-
53517	ANCHOR STRIP	25	--	56074A1	PLUNGER ASSEMBLY, CHOKE SOLENOID	33	41
54292A4	CHOKE SOLENOID	33	36	56074A2	PLUNGER ASSEMBLY, CHOKE SOLENOID	37	34
54293A5	SOLENOID, CHOKE	35	29	56074A4	PLUNGER ASSEMBLY, CHOKE SOLENOID	33	41
54300A1	PILOT TUBE ASSEMBLY	71	14	56370	WIRING HARNESS, INTERNAL	35	17
54337	GAUGE, SPEEDOMETER (ROUND FACE)	71	1	56466	CABLE, JUMPER - STARTER MOTOR TO STARTER SOLENOID	35	6
54337A1	SPEEDOMETER KIT (ROUND FACE)	71	-	57022	WIRING HARNESS, INTERNAL	31	19
54365	SUPPORT, PILOT TUBE	71	15	58380A1	BATTERY METER ASSEMBLY	97	1
54651	CABLE, JUMPER - STARTER MOTOR TO STARTER SOLENOID	31	9	58397A3	BRACKET ASSTY, MOUNTING - HYDRAULIC PUMP(FLOOR MOUNTING)	49	1
54694	INSERT, WATER PUMP	15	13	58491	BUMPER, RUBBER - PUMP MOUNTING BRACKET	49	2
55193A1	SUNSHADE KIT (SQUARED - LARGE GAUGES)	43	2A	58491	BUMPER, RUBBER - PUMP MOUNTING BRACKET	51	2
55315A1	SUNSHADE KIT (SQUARED - SMALL GAUGES)	43	1A	59478	BRACKET, MOUNTING	93	14
55316	BATTERY FOR SNOWMOBILE 250E	57	-	59478	CLAMP, BATTERY METER	97	2
55331	RING, ADAPTOR - SPEEDOMETER (FOR SUNSHADE)	71	4	59478	CLAMP, BATTERY METER	99	2
55340	RETAINER, GAUGE TO DASHBOARD	43	9	59598	CONNECTOR, SELF STRIPPING	97	9
55423	RETAINER, GAUGE TO DASHBOARD	43	9	59777A1	TACHOMETER ASSEMBLY, COMPLETE (HEAVY DUTY)	45	1
55641	RETAINER, PUSH BUTTON SWITCH	25	64	5S107	JUMPER WIRE, PUSH BUTTON SWITCH (PURPLE - 3")	25	54
55641	RETAINER, PUSH BUTTON SWITCH	63	49	60070	BATTERY METER	99	1A
55641	RETAINER, PUSH BUTTON SWITCH	85	49	60070A1	BATTERY METER ASSEMBLY (SQUARE FACE)	99	-
55641	RETAINER, PUSH BUTTON SWITCH	103	49	60854	GRIP, HANDLE - THROTTLE	3	1
55642A1	CONTROL PANEL ASSEMBLY	63	44	60854	GRIP, HANDLE - THROTTLE	109	1
55642A1	CONTROL PANEL ASSEMBLY	85	44	61990	STA-STRAP	79	21
55642A1	CONTROL PANEL ASSEMBLY	103	44	61990	STA-STRAP	81	14
55642A1	PANEL, CONTROL	25	58	61990	STA-STRAP	113	13
55642A13	CONTROL PANEL ASSEMBLY, COMPLETE	103	--	61990	STA-STRAP, HARNESS RETAINING	7	4
55642A3	CONTROL PANEL ASSEMBLY, COMPLETE	23	--	61990	STA-STRAP, HARNESS AND LEAD WIRE	97	10
55642A7	CONTROL PANEL ASSEMBLY, COMPLETE	63	--	62251	CAP, HANDLE - THROTTLE	3	2

PARTS INDEX

Part Number	Description	Pg.	Ref. No.	Part Number	Description	Pg.	Ref. No.
62538A2	ADAPTOR ASSEMBLY, POWER TRIM	47	-	72958A2	REFERENCE ELECTRODE ASSEMBLY	11	2
63473	TUBE, CUSHION	67	102	73519A1	TILT STOP	67	99
63473	TUBE, CUSHION	89	102	73519A1	TILT STOP	89	99
63473	TUBE, CUSHION	107	105	73519A1	TILT STOP	107	102
64461A4	HYDRAULIC PUMP ASSEMBLY	61	1	73971A1	FLUSHING ATTACHMENT	57	-
64461A4	HYDRAULIC PUMP ASSEMBLY, COMPLETE	13	-	74407	BRACKET, MOUNTING - STARTER SOLENOID	83	34
64492A1	ADAPTOR ASSEMBLY	69	4	74407	BRACKET, MOUNTING - STARTER SOLENOID	101	34
64507A1	REPAIR KIT	73	-	75021	BRACKET, TACHOMETER	95	2
65107	LINK, CHOKE	33	44	76395A5	HYDRAULIC PUMP ASSEMBLY	83	1
65108	LEVER, CHOKE	33	42	76395A5	HYDRAULIC PUMP ASSEMBLY	101	1
65503A2	EMERGENCY STOP SWITCH ASSEMBLY	7	1	76395A5	HYDRAULIC PUMP ASSEMBLY, COMPLETE	13	-
65504A1	CAP ASSEMBLY, STOP SWITCH	7	2	76446	RETAINER, SPEEDOMETER TUBING	71	12
65614	GAUGE, WATER PRESSURE	93	1	76446	RETAINER, SPEEDOMETER TUBING	71	12
65614A1	WATER PRESSURE ASSTY (SQUARE FACE)	93	-	76509A12	OUTBOARD POWER TRIM ASSEMBLY (SEE NOTE BELOW)	105	-
66084	BRACKET, MOUNTING - SHOCK CYLINDER (PORT)	65	62	76509A12	OUTBOARD POWER TRIM ASSEMBLY(SEE NOTE)	101	-
66084	BRACKET, MOUNTING - SHOCK CYLINDER (PORT)	87	62	76509A3	SHOCK CYLINDER ASSEMBLY(SEE PAGE 33 FOR REPAIR BREAKDOWN)	87	56
66370	RETAINER, TRIGGER COIL	79	3	76509A3	TRIM CYLINDER ASSEMBLY	105	56
66370	RETAINER, TRIGGER COIL	81	2	76532	BRACKET, MOUNTING	93	14
66394A1	HANDLE, THROTTLE SHAFT	3	4	76532	BRACKET, MOUNTING	113	10
66632A1	MERCATHODE CONT ROLLER	11	1	76532	CLAMP, BATTERY METER	99	2
66632A2	MERCATHODE KIT	11	-	77203	BLOCK, CABLE GUIDE	109	8
66632A3	MERCATHODE KIT	11	-	77237	CAP, HANDLE	109	2
66635A2	ANODE ASSEMBLY	11	3	77238A1	HANDLE, THROTTLE SHAFT	109	3
66638A2	REFERENCE ELECTRODE ASSEMBLY	11	2	79101	BRACKET, TACHOMETER	111	2
68430	BRACKET, STARTER MOTOR MOUNT	5	4	79480	CLAMP, BATTERY METER	99	2
68431	PRIMER BULB	5	1	85824A2	ANODE KIT	77	-
68431A1	PRIMER KIT	5	-	86210	CABLE, THROTTLE	109	10
69258	PIN, MOUNTING TUBE	67	101	86967	PLATE, RETAINING - LIMIT SWITCH CAM	105	83
69258	PIN, MOUNTING TUBE	89	101	87078	SHAFT, THROTTLE	109	7
69258	PIN, MOUNTING TUBE	107	104	87144	ARM, STEERING HANDLE	109	6
69259	TUBE, MOUNTING - TILT STOP	67	100	87144A2	SAIL BOAT CONVERSION KIT	109	-
69259	TUBE, MOUNTING - TILT STOP	89	100	87774A1	COVER, INLET - TRANSOM	105	93
69259	TUBE, MOUNTING - TILT STOP	107	103	88553A1	BRACKET ASSTY, MOUNTING - HYDRAULIC PUMP(FLOOR MOUNTING)	51	1
69859A1	REGULATOR ASSEMBLY	79	12	89108A3	BRACKET, MOUNTING - TRIM CYLINDER (PORT)	105	64
69859A1	REGULATOR ASSEMBLY	81	5	89111	BRACKET, MOUNTING - TRIM CYLINDER (STARBOARD)	105	75
70243A1	SUNSHADE KIT (SQUARE - LARGE GAUGES)	43	2B	89272	COVER, LIMIT SWITCH	105	89
70244A1	SUNSHADE KIT (SQUARE - SMALL GAUGES)	43	1B	89290	PLUNGER, LIMIT SWITCH ACTUATING	105	66
70553	GUIDE, ROPE - TOP COWL	3	10				
70730	BRACKET, MOUNTING	17	2				
71123	SHAFT, THROTTLE	3	3				
71124	ARM STEERING HANDLE	3	7				
72773A1	BATTERY FOR MERC 200 AND SNOWMOBILE 150E	57	-				
72957A2	ANODE ASSEMBLY	11	3				

PARTS INDEX

Part Number	Description	Pg.	Ref. No.	Part Number	Description	Pg.	Ref. No.
N.S.S.	"O" RING (1 1/2" X 1 5/8" X 1/16")	73	1	10-22421	SCREW	21	16
N.S.S.	"O" RING (1 1/4" X 1 7/16" X 1/16")	73	4	10-22483	SCREW, STARTER MOTOR CLAMP TO CYLINDER BLOCK (1 1/8")	31	6
N.S.S.	"O" RING (1 1/4" X 1 7/16" X 1/16")	73	4	10-22654	SCREW, LEADS TO TERMINAL BLOCK (3/8")	79	11
N.S.S.	"O" RING (1 3/4" X 1 15/16" X 1/8")	73	9	10-22793	SCREW, CLAMP	93	11
N.S.S.	"O" RING (1 3/4" X 1 5/16" X 1/8")	73	9	10-22793	SCREW, PILOT TUBE SUPPORT ATTACHING	71	16
N.S.S.	"O" RING (1 5/16" X 1 1/2" X 1/8")	73	7	10-22956	SCREW, CHOKE SOLENOID TO FRONT COWL SUPPORT BRACKET	33	37
N.S.S.	"O" RING (1 5/16" X 1 1/2" X 1/8")	73	7	10-24231	SREW, SOCKET LEAD (1/4")	17	6
N.S.S.	"O" RING (1 5/8" X 1 13/16" X 1/8")	73	6	10-24234	SCREW, MOUNTING BRACKET TO HYDRAULIC PUMP (1")	21	25
N.S.S.	"O" RING (1 5/8" X 1 13/16" X 1/8")	73	6	10-24234	SCREW, MOUNTING BRACKET TO HYDRAULIC PUMP (1")	61	23
N.S.S.	"O" RING (1 7/8" X 2" X 1/8")	73	8	10-24234	SCREW, MOUNTING BRACKET TO HYDRAULIC PUMP (1")	83	23
N.S.S.	"O" RING (1 7/8" X 2" X 1/8")	73	8	10-24234	SCREW, MOUNTING BRACKET TO HYDRAULIC PUMP (1")	83	23
N.S.S.	"O" RING (1" X 1 3/16" X 3/32")	73	2	10-24234	SCREW, MOUNTING BRACKET TO HYDRAULIC PUMP (1")	101	23
N.S.S.	"O" RING (3/4" X 15/16" X 1/8")	73	2	10-24942	SCREW, LIMIT SWITCH COVER TO MOUNTING BRACKET (7/16")	29	117
N.S.S.	"O" RING (5/8" X 3/4" X 1/16")	73	3	10-24942	SCREW, LIMIT SWITCH COVER TO MOUNTING BRACKET (7/16")	65	89
N.S.S.	"O" RING (7/32" X 11/32" X 1/16")	73	5	10-24942	SCREW, LIMIT SWITCH COVER TO MOUNTING BRACKET (7/16")	87	89
N.S.S.	"O" RING (7/32" X 11/32" X 1/16")	73	5	10-24942	SCREW, LIMIT SWITCH COVER TO MOUNTING BRACKET (7/16")	87	89
N.S.S.	"O" RING (7/8" X 1" X 1/16")	73	3	10-24942	SCREW, LIMIT SWITCH COVER TO MOUNTING BRACKET (7/16")	87	89
N.S.S.	PISTON, ROD - HEAVY DUTY	73	11	10-24942	SCREW, LIMIT SWITCH COVER TO MOUNTING BRACKET (7/16")	87	89
N.S.S.	PISTON, ROD - STANDARD	73	11	10-26065	SCREW, COWL SUPPORT BRACKET TO CHOKE SOLENOID (1")	37	30
N.S.S.	SEAL, SLIPPER - PISTON	73	10	10-28009	BOLT, HYDRAULIC PUMP TO BOAT (3 1/4")	23	28
N.S.S.	SEAL, SLIPPER - PISTON	73	10	10-28009	BOLT, HYDRAULIC PUMP TO BOAT (3 1/4")	61	26
-71124A2	SAILBOAT CONVERSION KIT	3	-	10-28009	BOLT, HYDRAULIC PUMP TO BOAT (3 1/4")	83	26
10-20189	SCREW, LEAD WIRE AND HARNESS CLAMP TO BOTTOM COWL	31	22	10-28009	BOLT, MOUNTING BRACKET TO BOAT TRANSOM (3 1/4")	27	91
10-20362	SCREW, HYDRAULIC PUMP TO MOUNTING BRACKET (1 1/2")	49	5	10-28009	BOLT, MOUNTING BRACKET TO BOAT TRANSOM (3 1/4")	65	64
10-20411	SCREW, VALVE BODY TO RESERVOIR	13	4	10-28009	BOLT, MOUNTING BRACKET TO BOAT TRANSOM (3 1/4")	87	64
10-20644	SCREW, HARNESS CLAMP TO BOAT (1")	25	77	10-28009	SCREW, TERMIND BLOCK TO HYDRAULIC PUMP (1/2")	21	22
10-21140	SCREW, MOUNTING BRACKET TO HYDRAULIC PUMP (1/2")	23	37	10-28634	SCREW, FILLER - HYDRAULIC PUMP	13	8
10-21140	SCREW, MOUNTING BRACKET TO HYDRAULIC PUMP (1/2")	63	35	10-28634	SCREW, FILLER - HYDRAULIC PUMP	21	3
10-21140	SCREW, MOUNTING BRACKET TO HYDRAULIC PUMP (1/2")	83	35				
10-21140	SCREW, MOUNTING BRACKET TO HYDRAULIC PUMP (1/2")	101	35				

PARTS INDEX

Part Number	Description	Pg.	Ref. No.	Part Number	Description	Pg.	Ref. No.
10-28634	SCREW, FILLER - HYDRAULIC PUMP	83	3	10-35213	SCREW, MOUNTING FLANGE TO STARTER MOTOR	35	2
10-28635	SCREW, WATER TUBE SEAL RETAINER	59	--	10-35401	SCREW, HARNESS CLAMP TO BOAT (1")	25	70
10-28653	SCREW, HARNESS CONNECTION (1/4")	7	7	10-35401	SCREW, STOP SWITCH ATTACHING (1")	7	3
10-29197	SCREW, BLACK JUMPER LEAD TO STARTER GROUND (5/8")	35	3	10-35519	SCREW, TERMINAL BLOCK TO HYDRAULIC PUMP (1/2")	61	20
10-29227	SCREW, HARNESS FASTENING CLAMP (1/2 ")	85	54	10-35519	SCREW, TERMINAL BLOCK TO HYDRAULIC PUMP (1/2")	83	20
10-29227	SCREW, HARNESS FASTENING CLAMP (1/2")	25	80	10-36046	SCREW, LEAD ATTACHING	33	27
10-29227	SCREW, HARNESS FASTENING CLAMP (1/2")	103	54	10-36137	SCREW, WIRING HARNESS SUPPORT TO BOTTOM COWL (1")	33	33
10-29227	SREW, HARNESS FASTENING CLAMP (1/2 ")	63	54	10-38257	SCREW, VENT - HYDRAULIC PUMP	13	7
10-30663	SCREW, HARNESS LEADS TO TERMIND BLOCK (3/8")	21	23	10-38257	SCREW, VENT - HYDRAULIC PUMP	21	5
10-30663	SCREW, SWITCH RETAINER TO CONTROL PANEL (1/2")	25	65	10-38257	SCREW, VENT - HYDRAULIC PUMP	61	5
10-31163	SCREW, WIRING HARNESS SUPPORT TO BOTTOM COWL (5/8")	35	27	10-38257	SCREW, VENT - HYDRAULIC PUMP	83	5
10-31206	SCREW, TERMINAL BLOCK TO EXHAUST MANIFOLD COVER (7/16")	33	49	10-38257	SCREW, VENT - HYDRAULIC PUMP	101	5
10-31206	SCREW, WIRING HARNESS CLAMP FASTENING (7/16")	31	25	10-38792	SCREW, ROCKER SWITCH TO CONTROL PANEL (5/16")	23	50
10-31718	SCREW, TRIM TAB TO GEAR HSG.	77	2	10-38792	SCREW, TERMINAL TO BLOCK (5/16")	33	50
10-31903	SCREW, RETAINING PLATE AND CAM TO SHOCK CYLINDER	27	110	10-39669	SCREW, ANODE ATTACHING (3/4")	77	-
10-32024	SCREW, SWITCH RETAINER TO CONTROL PANEL	25	56	10-40663	SCREW, WIRING HARNESS CLAMP FASTENING (3/8")	31	25
10-32866	SCREW, CONTROL PANEL TO BOAT (2")	25	57	10-45263	SCREW, MOUNTING BRACKET TO UPPER SHOCK PIN (2 1/4")	27	90
10-32866	SCREW, INLET COVER TO BOAT (2 ")	89	93	10-45263	SCREW, MOUNTING BRACKET TO UPPER SHOCK PIN (2 1/4")	65	63
10-32866	SCREW, INLET COVER TO BOAT (2")	29	121	10-45263	SCREW, MOUNTING BRACKET TO UPPER SHOCK PIN (2 1/4")	87	63
10-32866	SCREW, INLET COVER TO BOAT (2")	67	93	10-45263	SCREW, MOUNTING BRACKET TO UPPER SHOCK PIN (2 1/4")	105	71
10-32866	SCREW, INLET COVER TO BOAT (2")	107	96	10-45264	SCREW, SHOCK CYLINDER TO LOWER SHOCK PIN (1 9/16")	27	86
10-33615	SCREW, PROTECTOR CONTROL TO BOAT TRANSOM (1")	9	2	10-45264	SCREW, SHOCK CYLINDER TO LOWER SHOCK PIN (1 9/16")	65	59
10-33615	SCREW, WOOD - HARNESS CLAMP TO BOAT (1")	25	76	10-45264	SCREW, SHOCK CYLINDER TO LOWER SHOCK PIN (1 9/16")	87	59
10-34290	SCREW, STARTER SOLENOID TO MOUNTING BRACKET (5/8")	23	39	10-45264	SCREW, TRIM CYLINDER TO LOWER SHOCK PIN (1 9/16")	105	60
10-34290	SCREW, STARTER SOLENOID TO MOUNTING BRACKET (5/8")	63	37				

PARTS INDEX

Part Number	Description	Pg.	Ref. No.	Part Number	Description	Pg.	Ref. No.
10-45265	SCREW, BLEED - SHOCK CYLINDER	27	84	10-59784	SCREW, PUMP MOUNTING BRACKET ATTACHING (1")	49	3
10-45265	SCREW, BLEED - SHOCK CYLINDER	65	57	10-59784	SCREW, PUMP MOUNTING BRACKET ATTACHING (1")	51	3
10-45265	SCREW, BLEED - SHOCK CYLINDER	87	57	10-60251	SCREW, TERMINAL BLOCK ATTACHING(USED WITH SQUARE FACE TACHOMETER)	95	9
10-45265	SCREW, BLEED - TRIM CYLINDER	105	58	10-61160	SCREW, REGULATOR ATTACHING (1 1/8")	79	13
10-45328	SCREW, SHOCK CYLINDER TO MOUNTING BRACKET (3 9/16")	27	101	10-61160	SCREW, REGULATOR ATTACHING (1 1/8")	81	6
10-45328	SCREW, SHOCK CYLINDER TO MOUNTING BRACKET (3 9/16")	65	74	10-61802	SCREW, LEAD WIRE AND HARNESS CLAMP TO BOTTOM COWL	31	22
10-45328	SCREW, SHOCK CYLINDER TO MOUNTING BRACKET (3 9/16")	87	74	10-62568	SCREW, HARNESS LEADS TO TERMINAL BLOCK (3/8")	61	21
10-45328	SCREW, SHOCK CYLINDER TO MOUNTING BRACKET (3 9/16")	105	76	10-62568	SCREW, HARNESS LEADS TO TERMINAL BLOCK (3/8")	83	21
10-45561	SCREW, SEAL RETAINER TO WATER PUMP BODY (1 1/8")	15	19	10-62568	SCREW, HARNESS LEADS TO TERMINAL BLOCK (3/8")	101	21
10-45862	SCREW, LEAD WIRE AND HARNESS CLAMP TO BOTTOM COWL	35	20	10-62568	SCREW, SWITCH RETAINER TO CONTROL PANEL (1/2")	85	50
10-45862	SCREW, STARTER SOLENOID CLAMP TO CRANKCASE (7/8")	31	17	10-62568	SCREW, SWITCH RETAINER TO CONTROL PANEL (1/2")	103	50
10-47255	SCREW, CUT-OUT LIMIT SWITCH TO MOUNTING BRACKET (9/16")	29	114	10-62568	SCREW, TERMINAL BLOCK ATTACHING (3/8")	7	6
10-47255	SCREW, CUT-OUT LIMIT SWITCH TO MOUNTING BRACKET (9/16")	65	86	10-62568	SREW, SWITCH RETAINER TO CONTROL PANEL (1/2")	63	50
10-47255	SCREW, CUT-OUT LIMIT SWITCH TO MOUNTING BRACKET (9/16")	87	86	10-62882	SCREW, POWER TRIM BRACKET TO SHOCK MOUNTING PIN (3 1/4")	47	1
10-47255	SCREW, CUT-OUT LIMIT SWITCH TO MOUNTING BRACKET (9/16")	105	88	10-65109	SCREW, CHOKE LEVER TO CARBURETOR	33	43
10-48031	SCREW, CONNE CTING ROD	55	2	10-68298	BOLT, HYDRAULIC PUMP TO BOAT (3 1/4")	101	26
10-48409	SCREW, TERMINAL BLOCK TO HYDRAULIC PUMP (1/2")	101	20	10-68298	BOLT, MOUNTING BRACKET TO BOAT TRANSOM (3 1/4")	105	72
10-53155	SCREW, WATER PUMP HOUSING TO BASE	41	19	10-68427	FITTING, CARBURETOR	5	7
10-54467	SCREW, MOUNTING CLIP	43	4	10-68513	SCREW, RETAINING PLATE AND CAM TO SHOCK CYLINDER	65	82
10-54744	SCREW, RETAINER TO BOAT	71	13	10-68513	SCREW, RETAINING PLATE AND CAM TO SHOCK CYLINDER	87	82
10-56396	SCREW, SEAL RETAINER TO WATER PUMP BODY	15	19	10-68513	SCREW, RETAINING PLATE AND CAM TO SHOCK CYLINDER	105	84
10-56500	SCREW	83	14	10-69052	SCREW, STARTER SOLENOID TO MOUNTING BRACKET (1/2")	85	37
10-56500	SCREW, CONTROL VALVE AND MANIFOLD PLATE TO HYDRAULIC PUMP	61	14				

PARTS INDEX

Part Number	Description	Pg.	Ref. No.	Part Number	Description	Pg.	Ref. No.
10-69069	SCREW, BLOCK TO STEERING ARM	109	9	11-20696	NUT, SHOCK CYLINDER SCREW	65	76
10-69163	SCREW, ANODE AND ELECTRODE ATTACHING	11	8	11-20696	NUT, SHOCK CYLINDER SCREW	87	76
10-69347	SCREW, TERMINAL BLOCK TO STATOR (5/8")	79	9	11-20696	NUT, SHOCK CYLINDER SCREW	105	78
10-79953	SCREW, FILLER - HYDRAULIC PUMP	101	3	11-20890	NUT, STARTER TERMINAL (1/4- 20)	35	5
11-20061	NUT, CONNE CTING	55	3	11-21825	NUT, STARTER SOLENOID SCREW	23	41
11-20083	NUT, MOUNTING BRACKET TO CLAMP BRACKET STUD	27	100	11-21825	NUT, STARTER SOLENOID SCREW	63	39
11-20083	NUT, MOUNTING BRACKET TO CLAMP BRACKET STUD	65	73	11-21825	NUT, STARTER SOLENOID SCREW	85	39
11-20083	NUT, MOUNTING BRACKET TO CLAMP BRACKET STUD	87	73	11-21825	NUT, STARTER SOLENOID SCREW	103	39
11-20083	NUT, MOUNTING BRACKET TO CLAMP BRACKET STUD	105	70	11-21825	NUT, THROTTLE CABLE	109	12
11-20083	NUT, STARTER SOLENOID TERMINAL (5/ 16- 24)	35	12	11-21908	NUT, HYDRAULIC PUMP SCREW	49	8
11-20083	NUT, STARTER SOLENOID TERMINAL (5/16 - 24)	31	15	11-21908	NUT, MOUNTING BRACKET SCREW	23	27
11-20083	NUT, STARTER SOLENOID TERMINAL (5/16")	23	34	11-21908	NUT, MOUNTING BRACKET SCREW	61	25
11-20088	NUT, STARTER MOTOR TERMINAL (1/4 - 28)	31	3	11-21908	NUT, MOUNTING BRACKET SCREW	83	25
11-20190	NUT, CONTROL PANEL SCREW	25	67	11-21908	NUT, MOUNTING BRACKET SCREW	101	25
11-20361	NUT, STARTER MOTOR CLAMP SCREW (1/4 - 28)	31	8	11-24656	NUT, MOUNTING BRACKET TO HYDRAULIC PUMP THRU BOLT	85	41
11-20361	NUT, STARTER MOTOR STUDS (1 /4 - 28)	31	4	11-24656	NUT, MOUNTING BRACKET TO HYDRAULIC PUMP THRU BOLT	103	41
11-20645	NUT, CABLE AND HARNESS ATTACHING	75	4	11-26419	NUT, BATTERY METER	99	3
11-20645	NUT, CHOKE SOLENOID TERMINAL	33	40	11-26419	NUT, REGULATOR TERMINALS	79	18
11-20645	NUT, CHOKE SOLENOID TERMINAL (10- 32)	37	33	11-26419	NUT, REGULATOR TERMINALS	81	11
11-20645	NUT, HARNESS CLAMP SCREW	25	78	11-27164	NUT, CONTROL PANEL STUD	25	61
11-20645	NUT, MOUNTING BRACKET TO HYDRAULIC PUMP THRU BOLT	23	43	11-27164	NUT, CONTROL PANEL STUD	63	47
11-20645	NUT, REGULATOR SCREW	79	15	11-27164	NUT, CONTROL PANEL STUD	85	47
11-20645	NUT, REGULATOR SCREW	81	8	11-27164	NUT, CONTROL PANEL STUD	103	47
11-20645	NUT, SPEEDOMETER TERMINAL	71	9	11-27164	NUT, HARNESS CONNECTION SCREW	7	8
11-20645	NUT, STARTER SOLENOID TERMINAL (#10)	23	32	11-29488	NUT, SOCKET LEAD SCREW	17	7
11-20645	NUT, STARTER SOLENOID TERMINAL (10-32)	31	13	11-29488	NUT, INLET COVER SCREW	29	123
11-20645	NUT, STARTER SOLENOID TERMINAL (10-32)	35	9	11-29488	NUT, INLET COVER SCREW	67	95
11-20645	NUT, SUNSHADE STUD	43	8	11-29488	NUT, INLET COVER SCREW	89	95
11-20645	NUT, SUNSHADE STUD	43	8	11-29488	NUT, INLET COVER SCREW	107	98
11-20696	NUT, SHOCK CYLINDER SCREW	27	103	11-29488	NUT, JAM - LIMIT SWITCH ADJUSTING STUD	27	106
				11-34388	NUT, HARNESS FASTENING SCREW	25	81
				11-34388	NUT, HARNESS FASTENING SCREW	63	55

PARTS INDEX

Part Number	Description	Pg.	Ref. No.	Part Number	Description	Pg.	Ref. No.
11-34388	NUT, HARNESS FASTENING SCREW	103	55	11-68219	NUT, MOUNTING BRACKET TO HYDRAULIC PUMP THRU BOLT	63	41
11-35304	NUT, HYDRAULIC PUMP BOLT	23	29	11-68219	NUT, STARTER SOLENOID TERMINAL (#10)	61	30
11-35304	NUT, HYDRAULIC PUMP BOLT	61	27	11-68219	NUT, STARTER SOLENOID TERMINAL (#10)	83	30
11-35304	NUT, HYDRAULIC PUMP BOLT	83	27	11-68219	NUT, STARTER SOLENOID TERMINAL (#10)	101	30
11-35304	NUT, MOUNTING BRACKET BOLT	87	66	11-68292	NUT, STARTER SOLENOID TERMINAL (5/16")	61	32
11-35304	NUT, MOUNTING BRACKET BOLT	27	93	11-68292	NUT, STARTER SOLENOID TERMINAL (5/16")	83	32
11-35304	NUT, MOUNTING BRACKET BOLT	65	66	11-68292	NUT, STARTER SOLENOID TERMINAL (5/16")	101	32
11-35778	NUT, TRIM CYLINDER PIN	47	7	11-68411	NUT, HYDRAULIC PUMP BOLT	101	27
11-45076	NUT, BATTERY METER STUDS (#10-32)	97	4	11-68411	NUT, MOUNTING BRACKET BOLT	105	74
11-45076	NUT, BRACKET TO TACHOMETER STUDS	17	3	12-20064	WASHER, NEEDLE	55	6
11-45076	NUT, CLAMP AND LEAD FASTENING TERMINALS	45	4	12-20128	WASHER, LEAD WIRE AND HARNESS CLAMP TO BOTTOM COWL	35	22
11-45076	NUT, SPEEDOMETER TERMINAL	71	9	12-20260	WASHER, SEALING - FILLER SCREW	13	9
11-45076	NUT, TACHOMETER MODULE	19	5	12-20260	WASHER, SEALING - HYDRAULIC PUMP FILLER SCREW	21	4
11-45076	NUT, TACHOMETER TERMINAL	111	4	12-20260	WASHER, SEALING - HYDRAULIC PUMP FILLER SCREW	61	4
11-45076	NUT, TACHOMETER TERMINALS	95	4	12-20260	WASHER, SEALING - HYDRAULIC PUMP FILLER SCREW	83	4
11-45592	NUT, WATER PUMP STUDS	15	23	12-20260	WASHER, SEALING - HYDRAULIC PUMP FILLER SCREW	101	4
11-45812	NUT, JAM - LIMIT SWITCH ADJUSTING STUD	65	79	12-20684	RING, RUBBER - CENTRIFUGAL SLINGER (DRIVE SHAFT)	15	15
11-45812	NUT, JAM - LIMIT SWITCH ADJUSTING STUD	105	81	12-20878	WASHER, HARNESS CLAMP SCREW	25	75
11-45812	NUT, JAM -LIMIT SWITCH ADJUSTING STUD	87	79	12-20878	WASHER, INLET COVER SCREW	29	122
11-46438	NUT, STARTER SOLENOID CLAMP SCREW	31	18	12-20878	WASHER, INLET COVER SCREW	67	94
11-46438	NUT, TERMINAL BLOCK SCREW	79	10	12-20878	WASHER, INLET COVER SCREW	89	94
11-46719	NUT, MOUNTING - ELECTRODE AND ANODE TO BOAT TRANSOM	9	9	12-20878	WASHER, INLET COVER SCREW	107	97
11-46793	NUT, CHOKE SOLENOID SCREW (5/16-24)	37	31	12-20878	WASHER, TACHOMETER MODULE	19	3
11-46887	NUT, CHOKE SOLENOID SCREW	33	38	12-20878	WASHER, TACHOMETER TERMINALS	45	3
11-46887	NUT, WIRING HARNESS SUPPORT SCREW	33	35	12-21900	WASHER, ELECTRODE AND ANODE TO BOAT TRANSOM	9	8
11-46887	NUT, WIRING HARNESS SUPPORT SCREW	35	28	12-24482	WASHER, TILT STOP MOUNTING TUBE	29	131
11-62590	NUT, LEAD ATTACHING SCREW	33	28				
11-64015	NUT, ATTACHING SCREW	77	-				
11-65110	NUT, LINK TO CHOKE LEVER	33	45				
11-67092	NUT, ANODE AND ELECTRODE - NYLON	11	7				
11-68219	NUT, BATTERY METER	99	3				
11-68219	NUT, MOUNTING BRACKET	113	12				

PARTS INDEX

Part Number	Description	Pg.	Ref. No.	Part Number	Description	Pg.	Ref. No.
12-24676	WASHER, CONTROL PANEL SCREW	25	66	12-38753	WASHER, WATER PUMP HOUSING STUDS	41	20
12-24676	WASHER, CONTROL PANEL STUD	25	60	12-39304	WASHER, TILT PIN	67	105
12-24676	WASHER, CONTROL PANEL STUD	63	46	12-39304	WASHER, TILT PIN	89	105
12-24676	WASHER, CONTROL PANEL STUD	85	46	12-39304	WASHER, TILT PIN	107	108
12-24676	WASHER, CONTROL PANEL STUD	103	46	12-46713	WASHER, TILT PIN	29	133
12-24676	WASHER, SUNSHADE STUD	43	11	12-46897	WASHER, ELECTRODE AND ANODE TO BOAT TRANSOM	9	6
12-24676	WASHER, SUNSHADE STUD	43	11	12-54012	WASHER, STARTER MOTOR CLAMP SCREW	31	7
12-24882	WASHER, RETAINING PLATE AND CAM SCREW	27	107	12-62252	WASHER, TRIM CYLINDER PIN (1/2" I.D.)	47	6
12-28008	WASHER, MOUNTING BRACKET BOLT	27	92	12-62252	WASHER, THROTTLE HANDLE TO STEERING ARM	3	6
12-28008	WASHER, MOUNTING BRACKET BOLT	65	65	12-62252	WASHER, THROTTLE HANDLE TO STEERING ARM	109	5
12-28008	WASHER, MOUNTING BRACKET BOLT	87	65	12-63099	WASHER, TRIM CYLINDER PIN (3/4" I.D.)	47	5
12-28421	WASHER, TRIM CYLINDER BOLT	105	61	12-67093	WASHER, NYLON	11	5
12-29110	WASHER, WATER PUMP STUDS	15	22	12-67094	WASHER, NEOPRENE	11	6
12-29245	WASHER, PUMP MOUNTING BRACKET	49	4	12-67094	WASHER, NEOPRENE	11	6
12-29245	WASHER, PUMP MOUNTING BRACKET	51	4	12-68410	WASHER, MOUNTING BRACKET BOLT	105	73
12-29245	WASHER, STARTER SOLENOID SUPPORT SCREW (1/4")	35	16	12-72761	WASHER, LIMIT SWITCH COVER SCREW	105	92
12-29590	WASHER, CUPPED - THRUST HUB	53	3	13-20202	LOCKWASHER, STARTER SOLENOID TERMINAL (5/16")	31	14
12-32620	WASHER, ELECTRODE AND ANODE TO BOAT TRANSOM	9	5	13-22238	LOCKWASHER, SUNSHADE STUD	43	7
12-36446	WASHER, WATER PUMP BODY	41	15	13-26423	LOCKWASHER, REGULATOR TERMINALS	79	17
12-36555	WASHER, NYLON - WATER OUTLET TUBE	59	13	13-26423	LOCKWASHER, REGULATOR TERMINALS	81	10
12-36555	WASHER, NYLON - WATER OUTLET TUBE	59	13	13-26992	LOCKWASHER, CONTROL VALVE AND MANIFOLD PLATE SCREW	61	15
12-36555	WASHER, NYLON - WATER PUMP BODY	15	16	13-26992	LOCKWASHER, CONTROL VALVE AND MANIFOLD PLATE SCREW	83	15
12-37807	WASHER, SHOCK CYLINDER SCREW (STARBOARD ONLY)	27	102	13-26992	LOCKWASHER, CONTROL VALVE AND MANIFOLD PLATE SCREW	21	17
12-37807	WASHER, SHOCK CYLINDER SCREW (STARBOARD ONLY)	65	75	13-26992	LOCKWASHER, MOUNTING BRACKET SCREW	23	38
12-37807	WASHER, SHOCK CYLINDER SCREW (STARBOARD ONLY)	87	75	13-26992	LOCKWASHER, MOUNTING BRACKET SCREW	63	36
12-37807	WASHER, SHOCK CYLINDER SCREW (STARBOARD ONLY)	105	77	13-26992	LOCKWASHER, MOUNTING BRACKET SCREW	85	36
12-37998	WASHER, THROTTLE HANDLE	109	11	13-26992	LOCKWASHER, MOUNTING BRACKET SCREW	101	36
12-38453	WASHER, NYLON - WATER INLET TUBE	41	18	13-26992	LOCKWASHER, STARTER MOTOR TERMINAL	31	2
				13-26992	LOCKWASHER, STARTER SOLENOID SCREW	23	40
				13-26992	LOCKWASHER, STARTER SOLENOID SCREW	63	38

PARTS INDEX

Part Number	Description	Pg.	Ref. No.	Part Number	Description	Pg.	Ref. No.
13-26992	LOCKWASHER, STARTER SOLENOID SCREW	85	38	13-26996	LOCKWASHER, RETAINING PLATE AND CAM SCREW	27	111
13-26992	LOCKWASHER, STARTER SOLENOID SCREW	101	38	13-26996	LOCKWASHER, RETAINING PLATE AND CAM SCREW	65	83
13-26992	LOCKWASHER, STARTER SOLENOID SUPPORT SCREW (1/4")	35	15	13-26996	LOCKWASHER, RETAINING PLATE AND CAM SCREW	87	83
13-26992	LOCKWASHER, WATER PUMP HOUSING TO BASE SCREW	41	21	13-26996	LOCKWASHER, RETAINING PLATE AND CAM SCREW	105	85
13-26992	LOCKWASHER, YELLOW JUMPER LEAD TO STARTER TERMINAL	35	4	13-26996	LOCKWASHER, STARTER SOLENOID TERMINAL (#10)	23	31
13-26993	LOCKWASHER, MOUNTING BRACKET TO CLAMP BRACKET STUD	27	99	13-26996	LOCKWASHER, STARTER SOLENOID TERMINAL (#10)	31	12
13-26993	LOCKWASHER, MOUNTING BRACKET TO CLAMP BRACKET STUD	65	72	13-26996	LOCKWASHER, STARTER SOLENOID TERMINAL (#10)	31	12
13-26993	LOCKWASHER, MOUNTING BRACKET TO CLAMP BRACKET STUD	87	72	13-26996	LOCKWASHER, STARTER SOLENOID TERMINAL (#10)	35	8
13-26993	LOCKWASHER, MOUNTING BRACKET TO CLAMP BRACKET STUD	105	69	13-26996	LOCKWASHER, STARTER SOLENOID TERMINAL (#10)	61	29
13-26993	LOCKWASHER, STARTER SOLENOID TERMINAL (5/16")	23	33	13-26996	LOCKWASHER, STARTER SOLENOID TERMINAL (#10)	83	29
13-26993	LOCKWASHER, STARTER SOLENOID TERMINAL (5/16")	35	11	13-26996	LOCKWASHER, STARTER SOLENOID TERMINAL (#10)	101	29
13-26993	LOCKWASHER, STARTER SOLENOID TERMINAL (5/16")	61	31	13-26996	LOCKWASHER, TACHOMETER MODULE	19	4
13-26993	LOCKWASHER, STARTER SOLENOID TERMINAL (5/16")	83	31	13-26996	LOCKWASHER, THRU BOLT	13	18
13-26993	LOCKWASHER, STARTER SOLENOID TERMINAL (5/16")	101	31	13-27660	LOCKWASHER, HYDRAULIC PUMP THRU BOLT	23	42
13-26996	LOCK WASHER , SPEEDOMETER TERMINAL	71	8	13-27660	LOCKWASHER, HYDRAULIC PUMP THRU BOLT	63	40
13-26996	LOCKWASHER ,TACHOMETER TERMINALS	95	3	13-39107	LOCKWASHER, HYDRAULIC PUMP SCREW	49	6
13-26996	LOCKWASHER, BATTERY METER STUDS (#10)	97	3	13-39107	LOCKWASHER, MOUNTING BRACKET SCREW	23	26
13-26996	LOCKWASHER, CHOKE SOLENOID TERMINAL	33	39	13-39107	LOCKWASHER, MOUNTING BRACKET SCREW	61	24
13-26996	LOCKWASHER, GRAY LEAD TO CHOKE SOLENOID (#10)	37	32	13-39107	LOCKWASHER, MOUNTING BRACKET SCREW	83	24
13-26996	LOCKWASHER, LEAD WIRE AND HARNESS CLAMP TO BOTTOM COWL	35	21	13-39107	LOCKWASHER, MOUNTING BRACKET SCREW	101	24
13-26996	LOCKWASHER, REGULATOR SCREW	79	14	13-69432	LOCKWASHER, MOUNTING BRACKET	113	11
13-26996	LOCKWASHER, REGULATOR SCREW	81	7	13-69432	LOCKWASHER, TACHOMETER TERMINAL	111	3
				16-21085	STUD, ADJUSTING - CUT-OUT LIMIT SWITCH	27	105
				16-21085	STUD, ADJUSTING - CUT-OUT LIMIT SWITCH	65	78
				16-21085	STUD, ADJUSTING - CUT-OUT LIMIT SWITCH	87	78
				16-21085	STUD, ADJUSTING - CUT-OUT LIMIT SWITCH	105	80
				16-45282	STUD, MOUNTING BRACKET AND CLAMP BRACKET	27	98

PARTS INDEX

Part Number	Description	Pg.	Ref. No.	Part Number	Description	Pg.	Ref. No.
16-45282	STUD, MOUNTING BRACKET AND CLAMP BRACKET ..	65	71	22-38609	PLUG, CONTROL VALVE (3/8-24")	21	18
16-45282	STUD, MOUNTING BRACKET AND CLAMP BRACKET ..	87	71	22-38609	PLUG, CONTROL VALVE (3/8-24")	61	16
16-45282	STUD, MOUNTING BRACKET AND CLAMP BRACKET ..	105	68	22-38609	PLUG, CONTROL VALVE (3/8-24")	83	16
16-49679	STUD, WATER PUMP TO GEAR HOUSING (3 1/8") .	15	21	22-38609	PLUG, CONTROL VALVE (3/8-24")	101	16
16-55422	STUD, CONTROL PANEL TO BOAT (2 ")	85	45	22-45099	ADAPTOR, CYLINDER BLOCK	93	5
16-55422	STUD, CONTROL PANEL TO BOAT (2")	25	59	22-46008	PLUG, CONTROL VALVE (1/2-2 0")	101	17
16-55422	STUD, CONTROL PANEL TO BOAT (2")	63	45	22-46008	PLUG, CONTROL VALVE (1/2-20")	21	19
16-55422	STUD, CONTROL PANEL TO BOAT (2")	103	45	22-46008	PLUG, CONTROL VALVE (1/2-20")	61	17
16-55422	STUD, SUNSHADE ATTACHING (2 ")	43	6	22-46008	PLUG, CONTROL VALVE (1/2-20")	83	17
16-55422	STUD, SUNSHADE ATTACHING (2 ")	43	6	22-53491	TEE, CYLINDER BLOCK ...	93	7
16-62888	STUD, POWER TRIM BRACKET TO CLAMP BRACKET (18 7/8")	47	8	22-56759	FITTING, STARTER MOTOR BRACKET	5	3
17-23733	PIN, IMPELLER DRIVE	39	11	22-63651	CONNECTOR, WATER PRESSURE GAUGE (90ö)	113	2
17-27088	PIN, BALL GEAR TO THROTTLE SHAFT	3	9	22-63668	ADAPTOR, CYLINDER BLOCK	113	5
17-31656	PIN, STEERING HANDLE ...	109	4	22-63670	NUT, TUBE FITTING	113	6
17-35973	PIN, DOWEL - WATER PUMP BASE TO WATER PUMP BODY	15	4	22-74036	GREASE FITTING, SHOCK CYLINDER	87	56A
17-35973	PIN, DOWEL - WATER PUMP BASE TO WATER PUMP BODY	39	6	22-74036	GREASE FITTING, TRIM CYLINDER	105	57
17-46152	PIN, STEERING HANDLE ...	3	5	22-77863	ADAPTOR, CYLINDER BLOCK	113	5
17-54418	PIN, ROLL - PILOT TUBE SUPPORT	71	17	23-32914	SLEEVE, SOCKET LEAD SCREW	17	8
17-62887	PIN, TRIM CYLINDERS TO SWIVEL BRACKET	47	4	23-32914	SLEEVE, HARNESS CONNECTION	7	9
18-20209	COTTER PIN, MOUNTING TUBE TO PIVOT SHAFT .	29	130	23-35977	GROMMET, RUBBER - LIFT HOSE AND TRIM HOSE ..	29	126
18-20209	COTTER PIN, TILT PIN RETAINING	29	132	23-35977	GROMMET, RUBBER - LIFT HOSE AND TRIM HOSE ..	67	98
18-20209	COTTER PIN, TILT PIN RETAINING	107	107	23-35977	GROMMET, RUBBER - LIFT HOSE AND TRIM HOSE ..	89	98
18-36391	COTTER PIN, MOUNTING TUBE PIN	67	103	23-35977	GROMMET, RUBBER - LIFT HOSE AND TRIM HOSE ..	107	101
18-36391	COTTER PIN, MOUNTING TUBE PIN	89	103	23-36534	SPACER, HYDRAULIC PUMP SCREW	49	7
18-36391	COTTER PIN, MOUNTING TUBE PIN	107	106	23-37961	SLEEVE, TERMINAL	33	47
18-45882	COTTER PIN, TILT PIN RETAINING	67	104	23-45047	SLEEVE, WATER PUMP BODY	39	14
18-45882	COTTER PIN, TILT PIN RETAINING	89	104	23-45170	SLEEVE, GUIDE - WATER INLET TUBE	15	20
22-28624	TEE, CYLINDER BLOCK TO ADAPTOR	113	7	23-45280	SPACER, SHOCK CYLINDER - LOWER	27	87
22-33372	CONNECTOR, WATER PRESSURE GAUGE (STRAIGHT)	93	2	23-45280	SPACER, SHOCK CYLINDER - LOWER	65	60
				23-45280	SPACER, SHOCK CYLINDER - LOWER	87	60
				23-45280	SPACER, TRIM CYLINDER - LOWER	105	62

PARTS INDEX

Part Number	Description	Pg.	Ref. No.	Part Number	Description	Pg.	Ref. No.
23-45281	BUSHING, RUBBER - SHOCK CYLINDER	65	61	25-21720	"O" RING, CONTROL VALVE TO MANIFOLD PLATE (1/2" O. D.)	83	12
23-45281	BUSHING, RUBBER - SHOCK CYLINDER	87	61	25-21720	"O" RING, CONTROL VALVE TO MANIFOLD PLATE (1/2" O.D.)	61	12
23-45281	BUSHING, RUBBER - TRIM CYLINDER	105	63	25-21720	"O" RING, HYDRAULIC PUMP TO MANIFOLD PLATE	61	--
23-45354	BUSHING, RUBBER - CUT-OUT LIMIT SWITCH	65	85	25-21720	"O" RING, HYDRAULIC PUMP TO MANIFOLD PLATE	83	--
23-45354	BUSHING, RUBBER - CUT-OUT LIMIT SWITCH	29	113	25-21720	"O" RING, HYDRAULIC PUMP TO MANIFOLD PLATE	83	2
23-45354	BUSHING, RUBBER - CUT-OUT LIMIT SWITCH	87	85	25-21720	"O" RING, HYDRAULIC PUN IP TO MANIFOLD PLATE	61	2
23-45354	BUSHING, RUBBER - CUT-OUT LIMIT SWITCH	105	87	25-21836	"O" RING, ANODE AND ELECTRODE	11	4
23-45778	SLEEVE, WATER PUMP BODY	59	6	25-26834	"O" RING, CONTROL VALVE TO MANIFOLD PLATE (1/2" O. D.)	21	14
23-62769	SPACER, REGULATOR TERMINALS	79	16	25-26834	"O" RING, HYDRAULIC PUMP	13	1
23-62769	SPACER, REGULATOR TERMINALS	81	9	25-26834	"O" RING, HYDRAULIC PUMP TO MANIFOLD PLATE	21	12
23-62884	SPACER, MOUNTING BRACKET SCREW (3/4" I. D.)	47	3	25-26834	"O" RING, HYDRAULIC PUMP TO MANIFOLD PLATE	21	2
23-62885	SPACER, MOUNTING BRACKET SCREW (1/2" I.D.)	47	2	25-26855	"O" RING, WATER PUMP BASE	39	2
23-62886	SPACER, POWER TRIM BRACKET STUD (11/32" I.D.)	47	9	25-30224	"O" RING, WATER PUMP BASE	39	2
23-76710	SPACER, GAUGE ATTACHING (3 3/4" DIA.)	43	13	25-33466	"O" RING, WATER PUMP BASE	15	5
23-76711	SPACER, GAUGE ATTACHING (2 1/32" DIA.)	43	12	25-33466	"O" RING, WATER PUMP BODY	59	3
23-89112	BUSHING, MOUNTING BRACKET	107	109	25-45016	"O" RING, SHOCK CYLINDER BLEED SCREW	27	85
23-89952	SPACER, MOUNTING BRACKET SCREW (1/3" I.D.)	47	2	25-45016	"O" RING, SHOCK CYLINDER BLEED SCREW	65	58
24-24390	SPRING, TENSION - ADJUSTING STUD	27	104	25-45016	"O" RING, SHOCK CYLINDER BLEED SCREW	87	58
24-24390	SPRING, TENSION - ADJUSTING STUD	65	77	25-45016	"O" RING, TRIM CYLINDER BLEED SCREW	105	59
24-24390	SPRING, TENSION - ADJUSTING STUD	87	77	25-45253	"O" RING, CONTROL VALVE TO MANIFOLD PLATE (5/8" O. D.)	101	13
24-24390	SPRING, TENSION - ADJUSTING STUD	105	79	25-45253	"O" RING, CONTROL VALVE TO MANIFOLD PLATE (5/8" O. D.)	83	13
24-28975	SPRING, GARTER	35	18	25-45253	"O" RING, CONTROL VALVE TO MANIFOLD PLATE (5/8" O. D.)	61	13
24-28975	SPRING, GARTER - INTERNAL WIRING HARNESS	31	20	25-45253	"O" RING, CONTROL VDVE TO MANIFOLD PLATE (5/8" O. D.)	21	15
24-45272	SPRING, TENSION - LIMIT SWITCH PLUNGER	27	97				
24-45272	SPRING, TENSION - LIMIT SWITCH PLUNGER	65	70				
24-45272	SPRING, TENSION - LIMIT SWITCH PLUNGER	87	70				
24-45272	SPRING, TENSION - LIMIT SWITCH PLUNGER	105	67				
24-54367	SPRING, PILOT TUBE TO SUPPORT	71	18				

PARTS INDEX

Part Number	Description	Pg.	Ref. No.	Part Number	Description	Pg.	Ref. No.
25-45254	"O" RING, CONTROL VALVE TO MANIFOLD PLATE (3/4" O. D.)	61	11	26-38970	SEAL, RUBBER - WATER INLET TUBE	41	17
25-45254	"O" RING, CONTROL VALVE TO MANIFOLD PLATE (3/4" O.D.)	101	11	26-70608	OIL SEAL, PORT MOUNTING BRACKET	105	65
25-45254	"O" RING, CONTROL VDVE TO MANIFOLD PLATE (3/4" O. D.)	21	13	26-70608	OIL SEAL, STARBOARD MOUNTING BRACKET	65	68
25-45507	GROMMET, RUBBER - INLET COVER	29	120	26-70608	OIL SEAL, STARBOARD MOUNTING BRACKET	87	68
25-45507	GROMMET, RUBBER - INLET COVER	67	92	27-27936	GASKET, STARTER MOTOR BRACKET	5	5
25-45507	GROMMET, RUBBER - INLET COVER	89	92	27-32433	GASKET, LOWER - WATER PUMP BASE TO FACE PLATE	39	7
25-45507	GROMMET, RUBBER - INLET COVER	107	95	27-32434	GASKET, UPPER - FACE PLATE TO WATER PUMP BODY	39	9
25-48171	"O" RING, CONTROL VALVE TO MANIFOLD PLATE (1/2" O.D.)	101	12	27-32438	GASKET, WATER PUMP BASE TO GEAR HOUSING	39	1
25-48171	"O" RING, HYDRAULIC PUMP TO MANIFOLD PLATE	101	2	27-32769	GASKET, LOWER - WATER PUMP BASE TO FACE PLATE	39	7
25-48171	"O" RING, HYDRAULIC PUMP TO MANIFOLD PLATE(SEE REFERENCE #2)	101	--	27-32771	GASKET, WATER PUMP BASE TO GEAR HOUSING	39	1
25-70474	GROMMET, BOTTOM COWL	79	19	27-33427	GASKET, WATER PUMP TO COVER	59	9
25-70474	GROMMET, BOTTOM COWL	81	13	27-35975	GASKET, UPPER - FACE PLATE TO WATER PUMP BODY	39	9
26-20070	OIL SEAL, WATER PUMP	15	14	27-37321	GASKET, UPPER - FACE PLATE TO WATER PUMP BODY	39	9
26-20070	OIL SEAL, WATER PUMP BASE	15	2	27-39625	GASKET, FACE PLATE (LOWER)	15	7
26-20070	OIL SEAL, WATER PUMP BODY	59	2	27-39625	GASKET, PLATE TO BASE	59	9
26-20070	OIL SEAL, WATER PUMP COVER	59	12	27-39626	GASKET, WATER PUMP BASE TO GEAR HOUSING	15	6
26-24590	OIL SEAL, STARBOARD MOUNTING BRACKET	27	95	27-45049	GASKET, UPPER - FACE PLATE TO WATER PUMP BODY	39	9
26-25329	SEAL, WATER OUTLET TUBE	59	14	27-45274	GASKET, INLET COVER	29	119
26-25329	SEAL, WATER PUMP BODY	15	17	27-45274	GASKET, INLET COVER	67	91
26-31489	OIL SEAL, WATER PUMP BASE - LOWER	39	4	27-45274	GASKET, INLET COVER	89	91
26-31507	OIL & SEAL, WATER PUMP BODY	41	16	27-45275	GASKET, LIMIT SWITCH COVER	29	116
26-31507	OIL SEAL, WATER PUMP BASE - UPPER	39	5	27-45275	GASKET, LIMIT SWITCH COVER	65	88
26-32121	OIL SEAL, WATER PUMP BODY	41	16	27-45275	GASKET, LIMIT SWITCH COVER	87	88
26-33467	OIL SEAL, WATER PUMP BASE (SPRING LOADED)	15	3	27-45780	GASKET, FACE PLATE	15	9
26-33467	OIL SEAL, WATER PUMP BODY	59	2	27-45780	GASKET, PLATE TO BODY	59	--
26-33613	SEAL, RUBBER - WATER INLET TUBE	59	4	27-46714	GASKET, ELECTRODE AND ANODE TO BOAT TRANSOM	9	7
26-33613	SEAL, WATER OUTLET TUBE	59	14	27-47829	GASKET, STARTER SOLENOID	31	11
26-36557	SEAL, RUBBER - WATER INLET TUBE	41	17	27-64659	GASKET, CARBURETOR	5	8
				27-87775	GASKET, INLET COVER	107	94
				27-89273	GASKET, LIMIT SWITCH COVER	105	90
				28-28784	KEY, IMPELLER DRIVE	15	11

PARTS INDEX

Part Number	Description	Pg.	Ref. No.	Part Number	Description	Pg.	Ref. No.
28-28784	KEY, IMPELLER DRIVE	59	8	38-45339	INSERT, IGNITION SWITCH - CONTROL PANEL)	23	46
28-56654	KEY, IMPELLER DRIVE	39	11	43-60852	GEAR, BALL GEAR TO THROTTLE SHAFT	3	8
28-56661	KEY, IMPELLER DRIVE	15	11	44-46966A1	PROPELLER SHAFT ASSEMBLY	53	1
29-20046	NEEDLE BEARING, CRANKPIN	55	4	46-35962A1	WATER PUMP BODY ASSEMBLY	39	12
29-20063	NEEDLE BEARING, PISTON PIN	55	5	46-36087A2	HEAVY DUTY WATER PUMP KIT (SEE NOTE)	39	-
32-33374	TUBING, WATER PRESSURE GAUGE (20)	93	9	46-37313A1	WATER PUMP BODY ASSEMBLY	39	12
32-38967	SLEEVE, WATER PUMP BODY	59	6	46-37313A2	HEAVY DUTY WATER PUMP KIT	39	-
32-45327	HOSE, TRIM - CYLINDER TO CONTROL VALVE (5) - 12/32" O.D.	89	96	46-37433A3	WATER PUMP BODY ASSEMBLY	39	12
32-45327	HOSE, TRIM - CYLINDER TO CONTROL VALVE (5) - 13/32" O. D.	29	124	46-37433A4	HEAVY DUTY WATER PUMP KIT	39	-
32-45327	HOSE, TRIM - CYLINDER TO CONTROL VALVE (5) - 13/32" O.D.	67	96	46-38505A1	WATER PUMP BODY ASSEMBLY	39	12
32-45959	HOSE, LIFT - CYLINDER TO CONTROL VALVE (5) - 17/32" O. D.	29	125	46-38505A2	HEAVY DUTY WATER PUMP KIT (SEE NOTE)	39	-
32-45959	HOSE, LIFT - CYLINDER TO CONTROL VALVE (5) - 17/32" O.D.	89	97	46-38931A1	WATER PUMP BASE ASSEMBLY	39	3
32-45959	HOSE, TRIM - CYLINDER TO CONTROL VALVE (5") - 17/32" O.D.	67	97	46-38971A1	WATER PUMP BODY ASSEMBLY	59	1
32-54936	HOSE, PRIMER BULB TO BRACKET (17")	5	2	46-38971A2	HEAVY DUTY WATER PUMP KIT	59	-
32-54950-25	TUBING, SPEEDOMETER (25)	71	10	46-39294A3	WATER PUMP BODY ASSEMBLY	59	1
32-60584	HOSE, PRIMER BULB TO CARBURETOR (4 1/2") . . .	5	6	46-45344A1	HEAVY DUTY WATER PUMP KIT	59	-
32-64088-6	TUBING, WATER PRESSURE GAUGE (20)	113	9	46-48743A2	WATER PUMP BODY ASSEMBLY (PLASTIC) . . .	39	12
32-75288	HOSE, EXTENSION (12') . .	91	1	46-48743A3	HEAVY DUTY WATER PUMP KIT (PLASTIC)	39	-
32-75289	HOSE, EXTENSION (12') . .	91	1	46-48744A1	WATER PUMP BASE ASSEMBLY	15	1
32-75289A1	POWER TRIM EXTENSION KIT (12')	91	-	46-48749A3	HEAVY DUTY WATER PUMP KIT	15	-
32-75808	HOSE, EXTENSION (8') . . .	91	1	46-48749A4	WATER PUMP BODY ASSEMBLY	15	12
32-75809	HOSE, EXTENSION (8') . . .	91	1	46-48749A5	HEAVY DUTY WATER PUMP KIT	15	-
32-75810A1	POWER TRIM EXTENSION KIT	91	-	46-48758A1	WATER PUMP BASE ASSEMBLY (PLASTIC) . . .	39	3
32-88005	HOSE, TRIM - CYLINDER TO CONTROL VALVE (5) - 12/32" O.D.	107	99	46-48763A1	WATER PUMP BASE ASSEMBLY	15	1
32-88006	HOSE, LIFT - CYLINDER TO CONTROL VALVE (5) - 17/32" O.D.	107	100	47-20268	IMPELLER, WATER PUMP	39	10
36-35654A1	CAP VENT	57	-	47-26554	IMPELLER, WATER PUMP	59	7
37-45329	DECAL, INSTRUCTION - HYDRAULIC PUMP	21	6	47-30221	IMPELLER, WATER PUMP	39	10
37-55901	DECAL, INSTRUCTION - HYDRAULIC PUMP	61	6	47-39487	IMPELLER, WATER PUMP	15	10
37-55901	DECAL, INSTRUCTION - HYDRAULIC PUMP	83	6	47-56780	IMPELLER, WATER PUMP	59	7
37-55901	DECAL, INSTRUCTION - HYDRAULIC PUMP	101	6	50-47216	IMPELLER, WATER PUMP	15	10
				50-47216A1	STARTER MOTOR	31	1
				50-47216A2	ELECTRIC STARTER MOTOR KIT	31	-
					ELECTRIC STARTER MOTOR KIT	31	-

PARTS INDEX

Part Number	Description	Pg.	Ref. No.	Part Number	Description	Pg.	Ref. No.
50-55601	STARTER MOTOR	35	1	79-75731	GAUGE, SPEEDOMETER (BLACK BEZEL)	71	3
50-55601A1	ELECTRIC STARTER MOTOR KIT	35	-	79-75731A1	SPEEDOMETER KIT (BLACK BEZEL)	71	-
54-20387	CLAMP, HOSE	93	13	79-76186	BATTERY METER	99	1
54-22740	CLAMP, TUBING ATTACHING	93	10	79-76186A1	BATTERY METER ASSEMBLY (BLACK BEZEL)	99	-
54-22875	CLAMP, HARNESS ATTACHING	25	73	79-76203A1	TACHOMETER ASS Y (6000 RPM) - BLACK BEZEL	95	1
54-22875	CLAMP, HARNESS TO BOAT	25	69	79-76670	GAUGE, WATER PRESSURE	93	1
54-22875	CLAMP, HARNESS TO BOAT	25	69	79-76670	GAUGE, WATER PRESSURE (0-30 PSI)	113	1
54-22875	CLIP, LEAD ATTACHING	33	30	79-76670A1	WATER PRESSURE ASSTY (BLACK BEZEL)	93	-
54-23567	CLAMP, HARNESS ATTACHING	25	73	79-76670A2	WATER PRESSURE GAUGE ASSEMBLY (0-30 PSI)	113	-
54-23567	CLAMP, WIRING HARNESS TO CRANKCASE RANGE	31	24	79-77858	GAUGE, WATER PRESSURE (0-15 PSI)	113	1
54-24836	CLIP, HARNESS ATTACHING	79	22	79-77858A1	WATER PRESSURE GAUGE ASSEMBLY (0-15 PSI)	113	-
54-24836	CLIP, HARNESS ATTACHING	81	15	79-79785	BATTERY METER	99	1A
54-26550	CLAMP, LEAD WIRES TO COWL HARNESS CLAMP	35	24	79-79785A1	BATTERY METER ASSEMBLY (BLACK BEZEL)	99	-
54-26550	CLAMP, SPEEDOMETER TUBING ATTACHING	71	11	79-85589A1	TACHOMETER ASS Y (8000 RPM) - BLACK BEZEL	95	1
54-33361	CLAMP, LEAD WIRE FASTENING TO HARNESS CLAMP	31	23	79-87176A1	TACHOMETER ASSEMBLY (8000 RPM) - BLACK BEZEL	111	1
54-37282	CLAMP, HYDRAULIC PUMP HARNESS	21	7	79-87177A1	TACHOMETER ASSEMBLY (6000 RPM) - BLACK BEZEL	111	1
54-46770	CLAMP, HARNESS FASTENING	25	79	83-70350A1	RECTIFIER ASSEMBLY	75	1
54-46770	CLAMP, HARNESS FASTENING	63	53	83-70350A2	BATTERY CHARGING KIT(SEE NOTE)	75	-
54-46770	CLAMP, HARNESS FASTENING	85	53	84-55994A4	LEAD WIRE, WHITE (49")	97	5
54-46770	CLAMP, HARNESS FASTENING	103	53	84-61393A5	CABLE ASSEMBLY	75	2
54-47830	CLAMP, NYLON - STARTER SOLENOID FASTENING	31	16	84-61394A5	WIRE ASSEMBLY (BROWN) (USED WITH SQUARE FACE TACHOMETER)	95	10
54-47831	CLAMP, INTERNAL WIRING HARNESS TO BOTTOM COWL	31	21	84-61600A6	CABLE ASSEMBLY (BLACK)	93	8
54-47993	CLAMP, STARTER MOTOR FASTENING	31	5	84-61600A6	JUMPER WIRE, GROUND (BLACK - 6 1/2")	71	7
54-52876	CLAMP, INTERNAL WIRING HARNESS TO BOTTOM COWL	31	21	84-61600A6	LEAD WIRE, BLACK (6 1/2")	99	6
54-52876	CLAMP, INTERNAL WIRING HARNESS TO BOTTOM COWL	35	19	84-61600A6	WIRE ASSEMBLY (BLACK) (USED WITH SQUARE FACE TACHOMETER)	95	10
54-53323A1	CLIP ASS'Y, MOUNTING	43	3	84-61600A7	CABLE ASSEMBLY (BLACK)	113	8
54-55341	CLIP, SUNSHADE STUD	43	10	84-61600A7	LEAD WIRE, BLACK (24 1/2")	99	6
54-59538	CLIP, COIL RETAINING	79	5	84-61601A11	LEAD WIRE, WHITE (24 1/2")	99	6
54-59538	CLIP, COIL RETAINING	79	7	84-61601A4	LEAD WIRE, WHITE (17")	99	6
54-59538	CLIP, COIL RETAINING	81	4	84-62635	HARNESS, BATTERY METER	97	6
54-65927	CLIP, COIL RETAINING	79	5	84-64316	TEST LEAD, RED	69	8
54-65927	CLIP, COIL RETAINING	79	7	84-64317-1	TEST LEAD, YELLOW	69	8
54-65927	CLIP, COIL RETAINING	81	4	84-64317-2	TEST LEAD, GREEN	69	8
54-75343	CLAMP, HARNESS ATTACHING	91	4	84-64317-3	TEST LEAD, BLACK	69	8
79-73370A2	TACHOMETER ASSEMBLY - SEE NOTE #2	17	1	84-64317-4	TEST LEAD, WHITE	69	8
				84-64318	BENCH TEST LEAD	69	7

PARTS INDEX

Part Number	Description	Pg.	Ref. No.	Part Number	Description	Pg.	Ref. No.
84-64608A1	BATTERY CABLE ASSEMBLY	69	5	93-62438	EMBLEM (CLOTH SMALL)	57	-
84-64997	WIRING HARNESS, INTERNAL	31	19	93-62439	EMBLEM (CLOTH LARGE)	57	-
84-65017A1	HARNESS ASSEMBLY, MALE (1 5/32 ")	79	20	332-4307A3	TACHOMETER MODULE ASSEMBLY, COMPLETE	19	1
84-65017A1	HARNESS ASSEMBLY, MALE (1 5/32")	81	12	332-4811A2	TACHOMETER MODULE ASSEMBLY, COMPLETE	19	1
84-65017A2	HARNESS ASSEMBLY	75	3	338-5286--1	HOUSING, TRIGGER COIL	79	2
84-65017A3	HARNESS ASSEMBLY, FEMALE (2)	79	20	338-5286--1	HOUSING, TRIGGER COIL	81	1
84-65017A3	HARNESS ASSEMBLY, FEMALE (2)	81	12	339-5566A1	STATOR ASSEMBLY	79	1
84-65063	CABLE, JUMPER - STARTER MOTOR TO STARTER SOLENOID	31	9	339-5589A1	COIL ASSEMBLY	79	4
84-65066	TEST LEAD SET, RED AND BLACK WITH ALLIGATOR CLIP	69	9	339-5590A1	COIL ASSEMBLY	79	4
84-66004A1	HARNESS ASSEMBLY	91	3	339-5607A2	LIGHTING KIT, COMPLETE	79	-
84-68259A2	HARNESS ASSEMBLY	91	3	339-5607A2	LIGHTING KIT, COMPLETE	81	-
84-74023	CONNECTOR AND HARNESS	83	18	339-5607A3	COIL ASSEMBLY	79	6
84-74023A1	CONNECTOR AND HARNESS	101	18	339-5607A3	COIL ASSEMBLY	81	3
84-77100A1	CABLE ASSEMBLY, BATTERY (RED)	91	2	392-2529	SPRING SET, BRUSH TENSION	13	16
84-77101A1	CABLE ASSEMBLY, BATTERY (BLACK)	91	2	392-2618	CAN, VALVE BODY	13	3
84-87394A20	HARNESS, CONTROL PANEL (20 FEET)	103	51	392-2623	WASHER, THRUST - ARMATURE	13	10
85-64080-1	INSULATOR, LEAD COVERING	33	29	392-2936	VALVE BODY AND GEAR ASSEMBLY	13	2
86-69348	TERMINAL BLOCK, STATOR	79	8	392-2937-7	SEAL, RESERVOIR TO VALVE BODY AND GEAR	13	5
88-64999	FUSE, MULTI-METER	69	2	392-2938	BOLT SET, THRU - PLATE AND FRAME TO RESERVOIR	13	17
88-65000	FUSE, TESTER	69	2	392-2938	BOLT SET, THRU - PLATE AND FRAME TO RESERVOIR ASSEMBLY	13	6
88-67920	LIGHT BULB (#53R)	17	5	392-29399	PLATE ASSEMBLY, COMMUTATOR END	13	14
88-72729	LAMP, WEDGE BASE	111	6	392-2940	BRUSH SET, COMMUTATOR END PLATE	13	15
88-72729	LIGHT BULB, WEDGE BASE	99	5	392-2941	FIELD AND FRAME ASSEMBLY	13	12
88-73265	SOCKET, LIGHT BULB	17	4	392-2942	ARMATURE, FIELD AND FRAME	13	11
88-77613	LIGHT BULB (#1895R)	95	6	392-2943	BALL, COMMUTATOR END PLATE	13	13
88-77613	LIGHT BULB (#53R)	93	3	392-2944	CONNECTING ROD ASSEMBLY	55	1
88-77613	LIGHT BULB (#53R)	113	3	600-3292A1			
88-77613	LIGHT BULB (GE#1895R)	99	5				
88-77613	LIGHT BULB, SPEEDOMETER (GE #1895R)	71	6				
88-79888	SOCKET, LAMP WEDGE BASE	111	5				
88-79888	SOCKET, WEDGE LAMP BASE	99	4				
89-68258	STARTER SOLENOID	83	28				
89-68258	STARTER SOLENOID	101	28				
91-62562	MULTI-METER	69	3				
91-62563A1	IGNITION ANALYZER ASSEMBLY	69	-				
91-63998A1	SPARK CHAMBER	69	6				
91-64645A1	TESTER ASSEMBLY(C-65064 KNOB)	69	1				
92-36088-1	LOCTITE (.2CC TUBE)	59	--				
92-36088-1	LOCTITE (.2CC TUBE)	41	--				