



PARTS CATALOG

MERCUISER SEC F POWER TRIM AND TILT

SERIAL NUMBER

POWER TRIM-TILT/ K-PLANES/ MANUAL TILT Mercruiser (1985 and Below)

TABLE OF CONTENTS:

FULL POWER TILT (CONTROL PANEL AND LIFT HOSES)	28
FULL POWER TILT (HYDRAULIC PUMP AND TILT CYLINDERS) A	8
FULL POWER TILT (HYDRAULIC PUMP AND TILT CYLINDERS) B	12
FULL POWER TILT (HYDRAULIC PUMP AND TILT CYLINDERS) C	16
FULL POWER TILT (HYDRAULIC PUMP AND TILT CYLINDERS) D	20
FULL POWER TILT (HYDRAULIC PUMP AND TILT CYLINDERS) E	24
FULL POWER TILT AND TRIM EXTENSION KIT	42
FULL POWER TILT ASSEMBLY	46
FULL POWER TILT EXTENSION KIT	40
HYDRAULIC PUMP ASSEMBLY	32
HYDRAULIC PUMP ASSEMBLY, COMPLETE	34
HYDRAULIC PUMP CONVERSION KIT	36
HYDRAULIC PUMP MOUNTING KIT	60
PARTS INDEX	64
POWER SWIVEL	2
POWER TILT CONVERSION KIT	50
POWER TRIM EXTENSION KIT	62
REMOTE HYDRAULIC PUMP MOUNTING KIT	38
TILT CYLINDER ASSEMBLY	44
TRIM INDICATOR ASSEMBLY, COMPLETE	54

NOTE: Indented description indicate that these parts are included in preceding assembly.

AR = As Required

NSS = Not Sold Separate

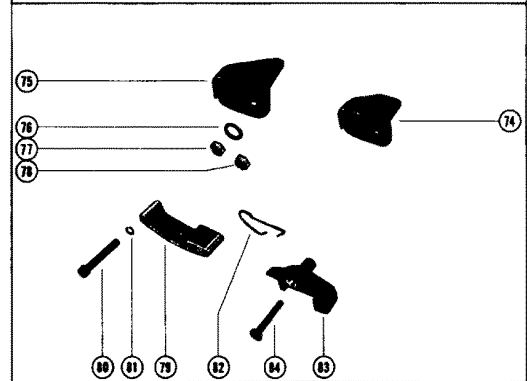
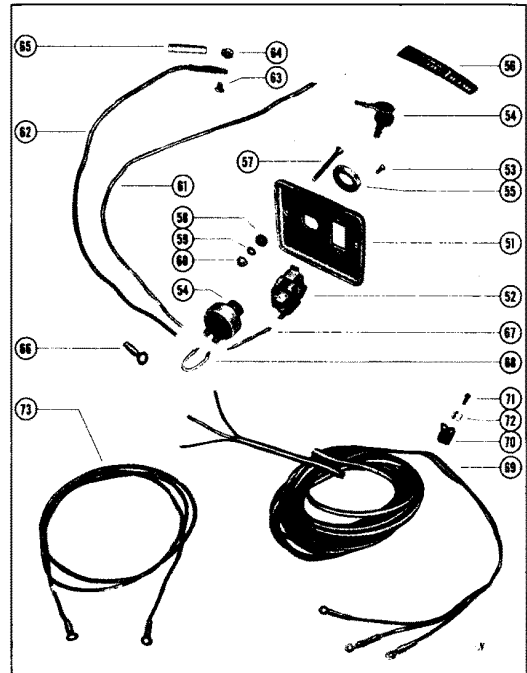
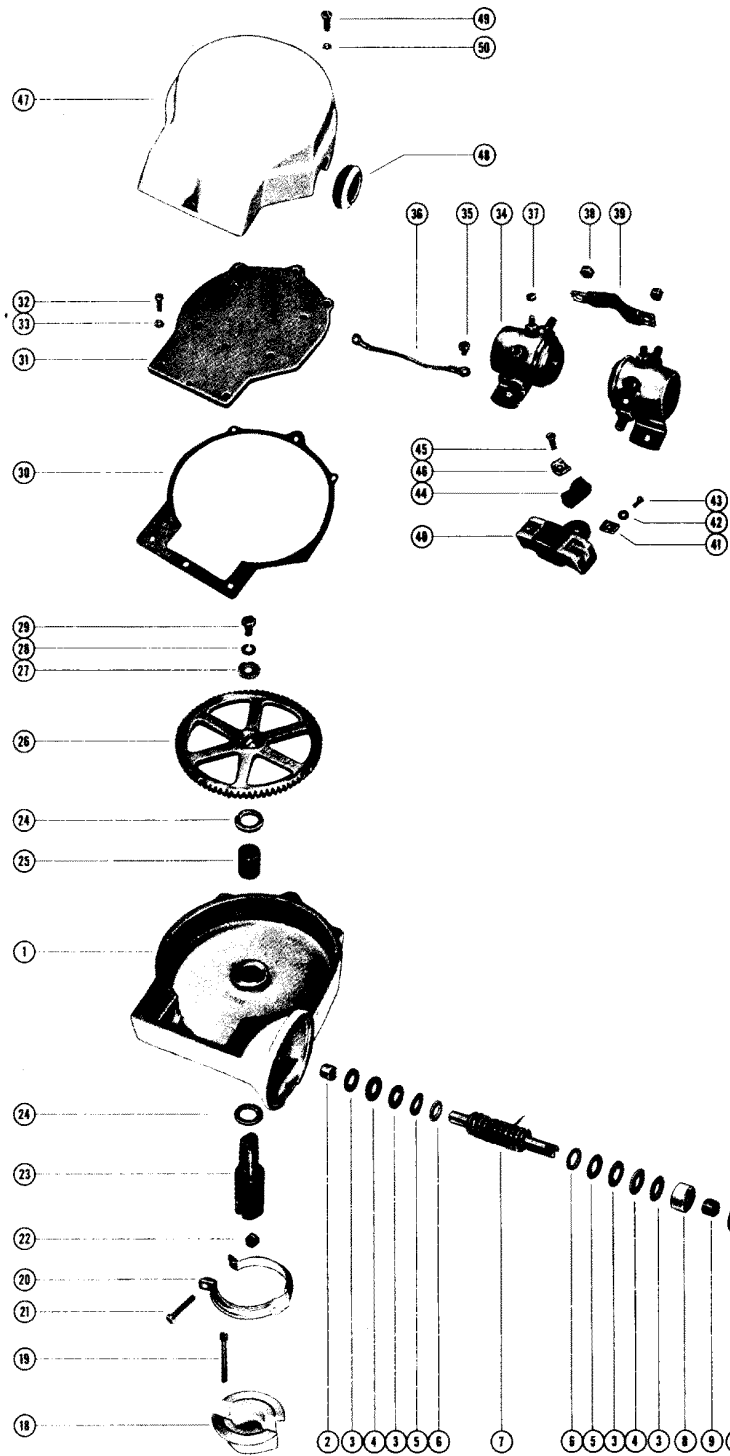
OPT = Optional

NS = Not Shown

THESE PARTS BOOKS/FICHE CARD ARE COPYRIGHTED AND MAY NOT BE DISTRIBUTED OR REPRODUCED IN ANY OTHER FORMAT BY ANYONE OTHER THAN MERCURY MARINE WITHOUT THE PRIOR WRITTEN CONSENT OF MERCURY MARINE.

THIS PAGE INTENTIONALLY LEFT BLANK

POWER SWIVEL

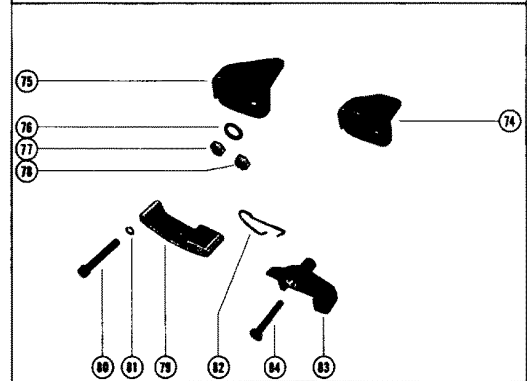
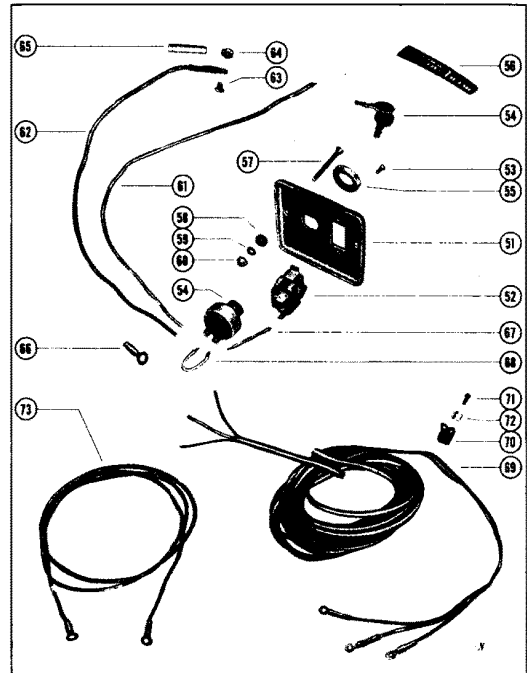
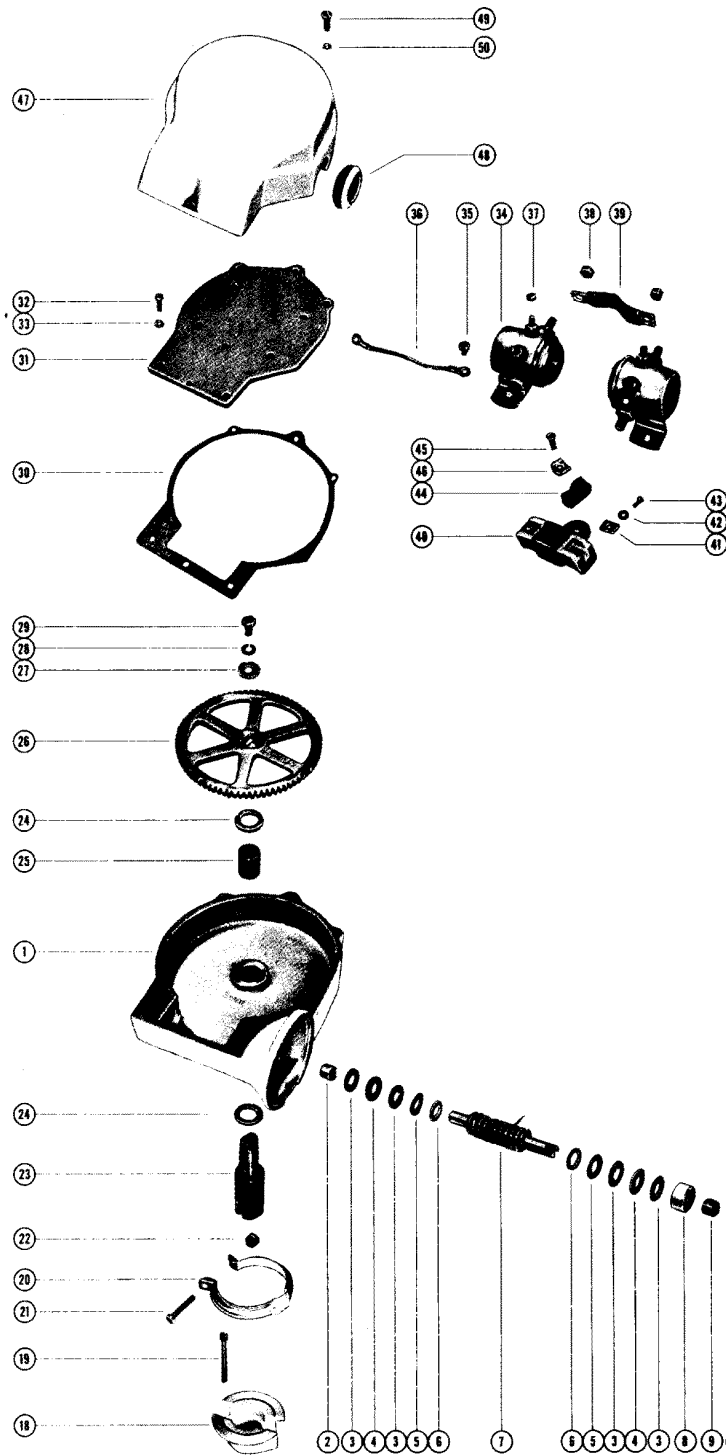


POWER SWIVEL

REF. NO.	PART NO.	SYM.	QTY.	DESCRIPTION
-	32994A1		1,	POWER SWIVEL (12 DEGREES TRANSOM)
-	32994A2		,1	POWER SWIVEL (0 DEGREES TRANSOM)
1	32961		1,1	GEAR HOUSING
2	23-32942		1,1	BUSHING, WORM GEAR - GEAR HOUSING
3	23-32960		4,4	RACE, THRUST - WORM GEAR
4	31-32958		2,2	ROLLER BEARING, WORM GEAR
5	13-31030		2,2	WASHER, WAVE - WORM GEAR
6	12-29629		2,2	WASHER, WORM GEAR
7	43-32957		1,1	GEAR, WORM - GEAR HOUSING
8	32943A1		1,1	BEARING CARRIER ASSEMBLY,WORM GEAR
9	23-32942		1,1	BUSHING, BEARING CARRIER
10	53-25022		1,1	RING, RETAINING - WORM GEAR TO GEAR HOUSING
11	32947A1		1,1	COUPLING ASSEMBLY, WORM GEAR TO MOTOR
12	17-20564		1,1	ROLL PIN, COUPLING
13	32955A1		1,1	MOTOR ASSEMBLY, GEAR HOUSING
14	17-23928		1,1	ROLL PIN, MOTOR
15	12-20128		2,2	WASHER, MOTOR TO GEAR HOUSING STUD
16	11-20645		2,2	NUT, MOTOR TO GEAR HOUSING STUD
17	33865		1,1	BINDER, MOTOR LEAD WIRES
18	32953		1,1	ADAPTOR, GEAR HOUSING TO WORM GEAR LOCK
19	10-34071		2,2	SCREW, FLANGE - ADAPTOR TO GEAR HOUSING
20	54-32954		1,1	CLAMP, ADAPTOR TO GEAR HOUSING
21	10-21807		1,1	SCREW, FLANGE CLAMP TENSION
22	11-24652		1,1	NUT, FLANGE CLAMP TENSION SCREW
23	32946		1,1	SHAFT, WHEEL GEAR LOCKING
24	23-32959		2,2	BUSHING, THRUST - WHEEL GEAR
25	23-32944		1,1	BUSHING, WHEEL GEAR - GEAR HOUSING
26	43-32956		1,1	GEAR, WHEEL - GEAR HOUSING
27	12-29954		1,1	WASHER, WHEEL GEAR TO SHAFT SCREW
28	13-26992		1,1	LOCKWASHER, WHEEL GEAR TO SHAFT SCREW
29	10-20776		1,1	SCREW, WHEEL GEAR TO SHAFT
30	27-32950		1,1	GASKET, GEAR HOUSING COVER TO GEAR HOUSING
31	32948		1,1	COVER, GEAR HOUSING
32	10-24090		3,3	SCREW, GEAR HOUSING COVER TO GEAR HOUSING
33	13-26995		3,3	LOCKWASHER, GEAR HOUSING COVER TO GEAR HOUSING SCREW
34	32949		2,2	SOLENOID, STARTING SWITCH- GEAR HOUSING COVER
35	10-22022		4,4	SCREW, SOLENOID TO GEAR HOUSING COVER
36	394-1134A2		2,2	GROUND STRAP ASSEMBLY, SOLENOID TERMINAL
37	11-20645		4,4	NUT, STARTING SWITCH SOLENOID TERMINAL (10-32)
38	11-20083		4,4	NUT, STARTING SWITCH SOLENOID TERMINAL (5/16-24)
39	30070		1,1	JUMPER WIRE, SOLENOID TO SOLENOID
40	393-1572		1,1	RESISTOR

CONTINUED ON NEXT PAGE ➡

POWER SWIVEL

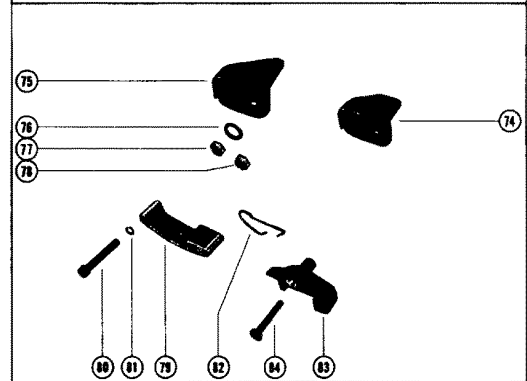
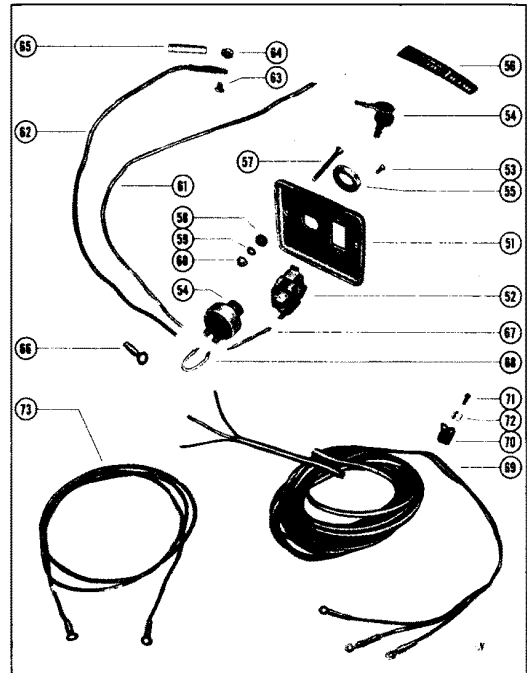
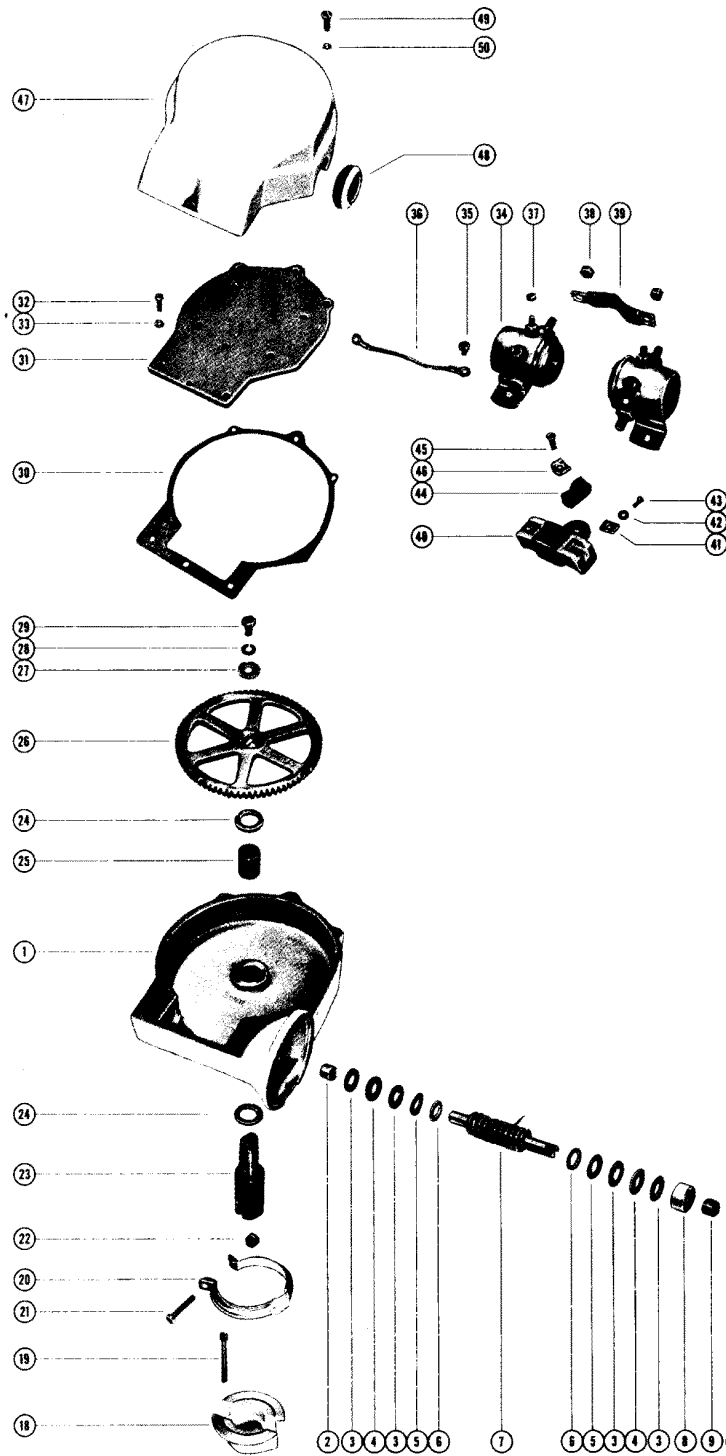


POWER SWIVEL

REF. NO.	PART NO.	SYM.	QTY.	DESCRIPTION
41	12-30191		2,2	WASHER, MOTOR WIRE TO RESISTOR SCREW
42	13-26995		2,2	LOCKWASHER, MOTOR WIRE TO RESISTOR SCREW
43	10-24609		2,2	SCREW, MOTOR WIRE TO RESISTOR
44	54-22875		1,1	CLAMP, LEAD HARNESS AND BATTERY WIRES
45	10-22022		1,1	SCREW, CLAMP AND RESISTOR TO GEAR HOUSING COVER
46	22789		1,1	"D" WASHER, CLAMP TO GEAR HOUSING COVER SCREW
47	32951		1,1	COVER, STARTING SWITCH SOLENOID
48	25-25489		1,1	GROMMET, SOLENOID COVER
49	10-24090		3,3	SCREW, SOLENOID COVER TO GEAR HOUSING
50	13-26995		3,3	LOCKWASHER, SOLENOID COVER TO GEAR HOUSING SCREW
51	35978		1,1	PANEL, REMOTE CONTROL
52	32975		1,1	SWITCH, ROCKER - REMOTE CONTROL PANEL
53	10-32989		2,2	SCREW, ROCKER SWITCH TO REMOTE CONTROL PANEL
54	30162		1,1	SWITCH, IGNITION - REMOTE CONTROL PANEL (WITH KEY # 30431)
-	23-36273		1,1	SPACER, IGNITION SWITCH
55	32861		1,1	BEZEL, IGNITION SWITCH TO REMOTE CONTROL PANEL
56	37-36067		1,1	DECAL, REMOTE CONTROL PANEL (NOT AS .SHON)
57	10-32866		2,2	SCREW, REMOTE CONTROL PANEL TO DASHBOARD
58	12-33110		2,2	WASHER, REMOTE CONTROL PANEL SCREW
59	12-20878		2,2	WASHER, REMOTE CONTROL PANEL SCREW
60	11-20190		2,2	NUT, REMOTE CONTROL PANEL SCREW
61	33807		1,1	JUMPER WIRE, IGNITION SWITCH (PINK - 36")
62	32990		1,1	JUMPER WIRE, IGNITION SWITCH (RED - 36")
63	10-24231		1,1	SCREW, IGNITION SWITCH JUMPER WIRE
64	11-20645		1,1	NUT, IGNITION SWITCH JUMPER WIRE SCREW
65	23-32914		1,1	SLEEVE, IGNITION SWITCH JUMPER WIRE
66	394-1569		L,	TERMINAL, INSTRUMENT PANEL JUMPER WIRE
	394-1569		,1	TERMINAL, INSTRUMENT PANEL JUMPER WIRE
67	32873		1,1	JUMPER WIRE, IGNITION SWITCH TO ROCKER SWITCH (GRAY - 2 1/8")
68	33808		1,1	JUMPER WIRE, IGNITION SWITCH (YELLOW - 2 1/8")
69	32976		1,1	LEAD HARNESS
70	54-22740		3,3	CLAMP, LEAD HARNESS FASTENING
71	10-22793		2,2	SCREW, WOOD - LEAD HARNESS CLAMP TO BOAT
72	22789		3,3	"D" WASHER, LEAD HARNESS FASTENING SCREW
73	32988		1,1	BATTERY WIRE (BLACK - 72")
	32979		1,1	BATTERY WIRE (RED - 72")
74	32913		1,	STOP BLOCK, TRANSOM PLATE (12 DEGREES)
75	34070		,1	STOP BLOCK, TRANSOM PLATE (0 DEGREES)
76	12-32620		1,1	WASHER, SEALING - TRANSOM PLATE BOLT
77	11-20220		1,1	NUT, TRANSOM PLATE BOLT (1/2 - 20)

CONTINUED ON NEXT PAGE ➡

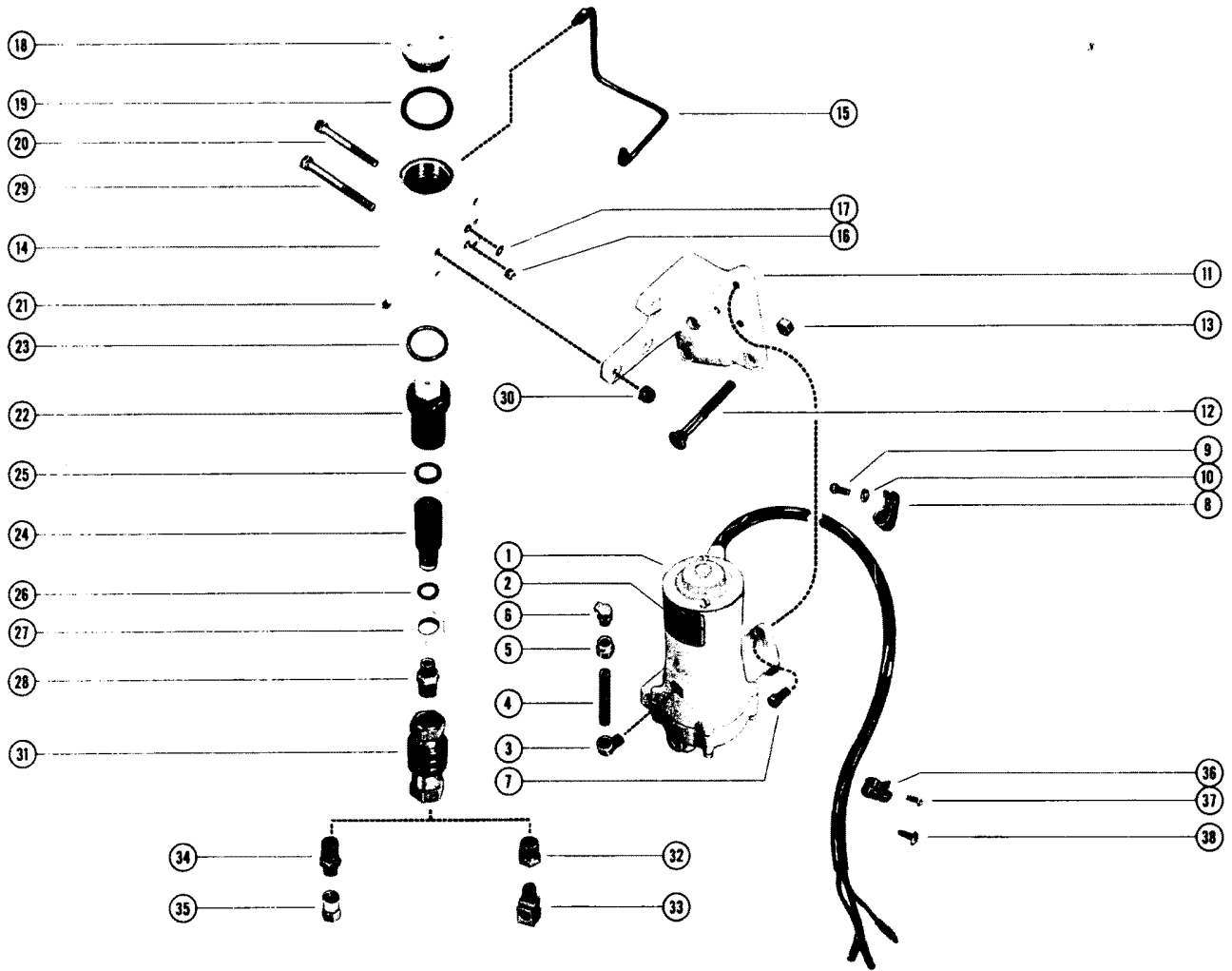
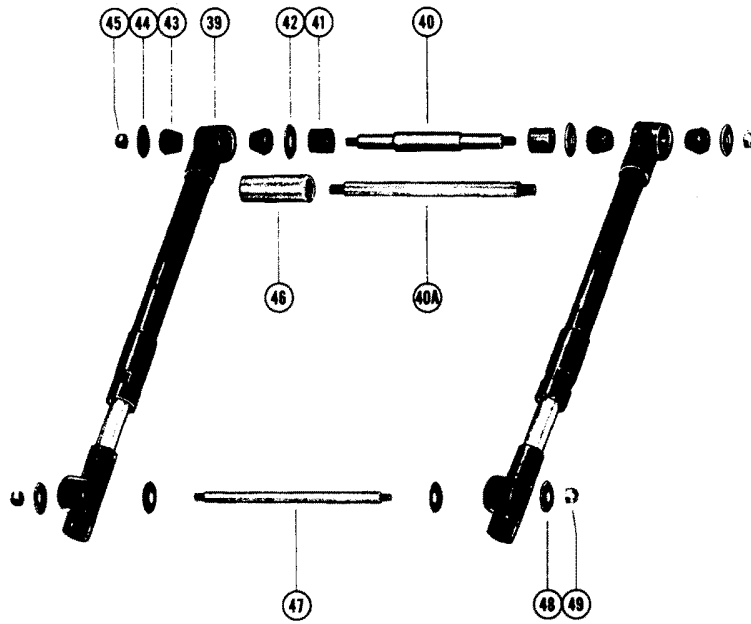
POWER SWIVEL



POWER SWIVEL

REF. NO.	PART NO.	SYM.	QTY.	DESCRIPTION
78	11-20958		1,1	NUT TRANSOM PLATE BOLT (1/2 - 13)
79	33639		1,1	CATCH, CLAMP NUT
80	10-32759		3,3	SCREW, CATCH TO CLAMP NUT
81	13-21547		3,3	LOCKWASHER. CATCH TO CLAMP NUT SCREW
82	24-31966		1,1	SPRING TORSION- LATCH
83			1,1	LATCH, STEERING LESRER HOUSING (FOR CORRECT LATCH REPLACEMENT, ORDER FROM LATCH
84	10-31972		1,1	SCREW, LATCH TO STEERING LEVER HOUSING

FULL POWER TILT (HYDRAULIC PUMP AND TILT CYLINDERS) A

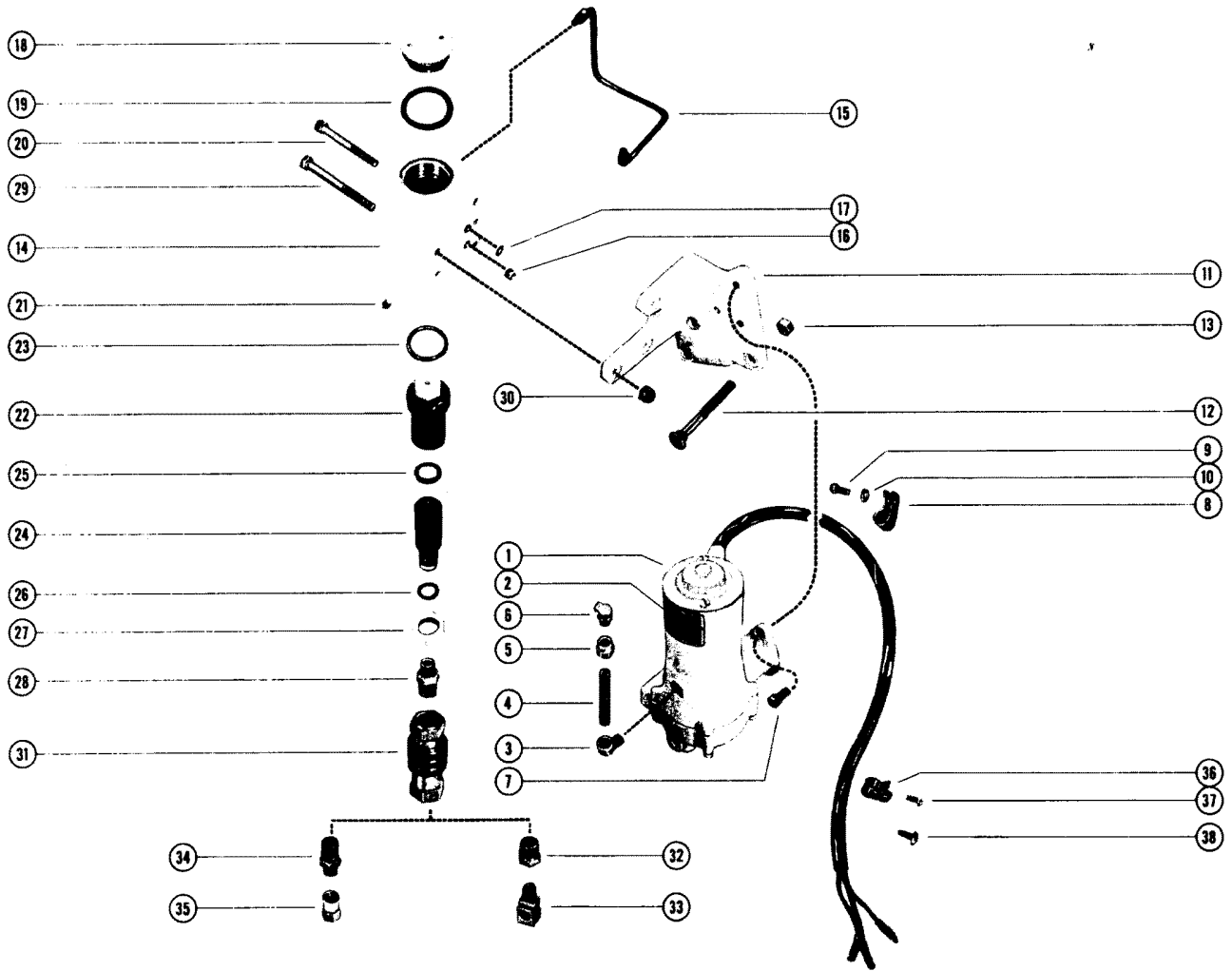
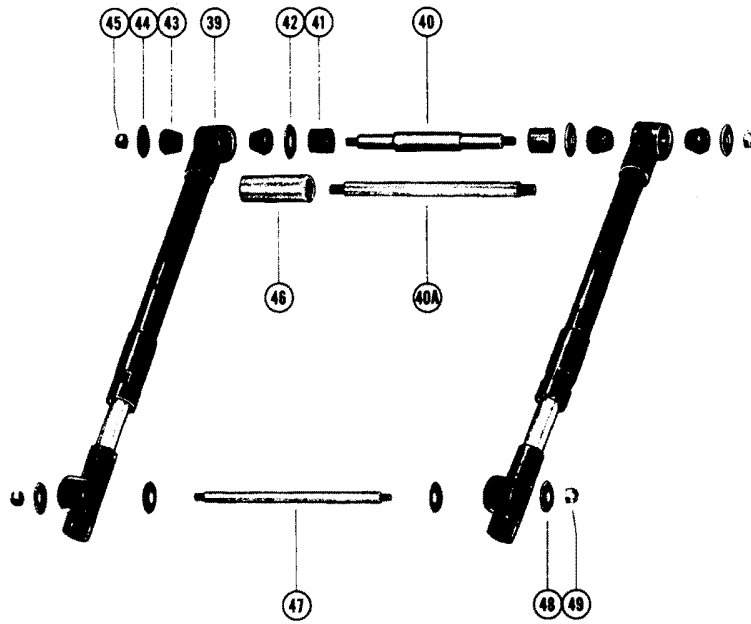


FULL POWER TILT (HYDRAULIC PUMP AND TILT CYLINDERS) A

REF. NO.	PART NO.	SYM.	QTY.	DESCRIPTION
-	36065A2		1,,	FULL POWER TILT USE WITH MERCUISER L -SERIAL #1681188 AND BELOW SEE NOTE
-	36065A4		,1,	FULL POWER TILT USE WITH MERCUISER LL -SERIAL #1681187 AND BELOW SEE NOTE
-	36065A3		,,1	FULL POWER TILT USE WITH MERCUISER LLL -SERIAL #1602186 AND BELOW SEE NOTE
-	34901A2		1,1,1	HYDRAULIC PUMP AND VALVE ASSEMBLY, COMPLETE
1	34901		1,1,1	HYDRAULIC PUMP ASSEMBLY
2	37-35520		1,1,1	DECAL, HYDRAULIC PUMP
3	22-36567		1,1,1	ELBOW VENT NIPPLE TO HYDRAULIC PUMP
4	22-35275		1,1,1	NIPPLE, VENT - HYDRAULIC PUMP
5	22-35271		1,1,1	COUPLING VENT NIPPLE
6	35303		1,1,1	COVER, VENT NIPPLE COUPLING
7	10-29256		3,3,3	SCREW, HYDRAULIC PUMP TO MOUNTING BRACKET (7/8")
8	54-35260		1,1,1	CLAMP, HYDRAULIC PUMP HARNESS
9	10-29831		1,1,1	SCREW HVDRAULIC PUMP HARNESS CLAMP TO HYDRAULIC PUMP (5/8")
10	12-29245		1,1,1	WASHER, HYDRAULIC PUMP HARNESS CLAMP SCREW
11	35080		1,1,1	BRACKET MOUNTING - HYDRAULIC PUMP AND VALVE ASSEMBLY
12	10-35263		3,3,3	BOLT MOUNTING BRACKET TO TRANSOM (3 1/2")
13	11-35304		3,3,3	NUT, MOUNTING BRACKET TO TRANSOM BOLT
14	36074A1		1,1,1	VALVE ASSEMBLY HYDRAULIC
15	36075		1,1,1	TUBING ASSEMBLF, VALVE TO HYDRAULIC PUMP
16	22-21290		1,1,1	PLUG, PIPE - VALVE BODY (SIDE)
L7	25-21706		1,1,1	"O"RING VALVE TO HYDRAULIC PUMP
L8	35160A1		1,1,1	CAP ASSEMBLY, HYDRAULIC VALVE
19	25-26855		1,1,1	"O"RING HYDRAULIC VALVE CAP
20	10-35383		2,2,2	SCREW. VALVE ASSEMBLY TO HYDRAULIC PUMP (2 3/4")
21	22-35268		1,1,1	PLUG PIPE - VALVE ASSEMBLY (BOTTOM)
22	35064A1		1,1,1	PISTON ASSEMBLV LOW PRESSURE
23	25-22762		1,1,1	"O" RING LOW PRESSURE PISTON
24	35070A1		1,1,1	PISTON ASSEMBIV . HIGH PRESSURE
25	25-35276		1,1,1	"O" RING. HIGH PRESSURE PISTON (LARGE)
26	25-23373		1,1,1	"O" HING HIGH PRESSURE PISTON (SMALL)
27	11-35258		1,1,1	NUT. JAM - HIGH PRESSURE PISTON
28	22-3525		1,1,1	NIPPLE COUPLER TO HIGH PRESSURE PISTON
29	10-35305		3,3,3	SCREW, VALVE ASSEMBLY TO MOUNTING BRACKET (3 1/4")
30	11-35307		3,3,3	NUT, VALVE ASSEMBLY TO MOUNTING BRACKET SCREW
31	22-35274		1,1,1	COUPLER ASSEMBLY
-	25-37831		1,1,1	"O" RING COUPLER

CONTINUED ON NEXT PAGE ➡

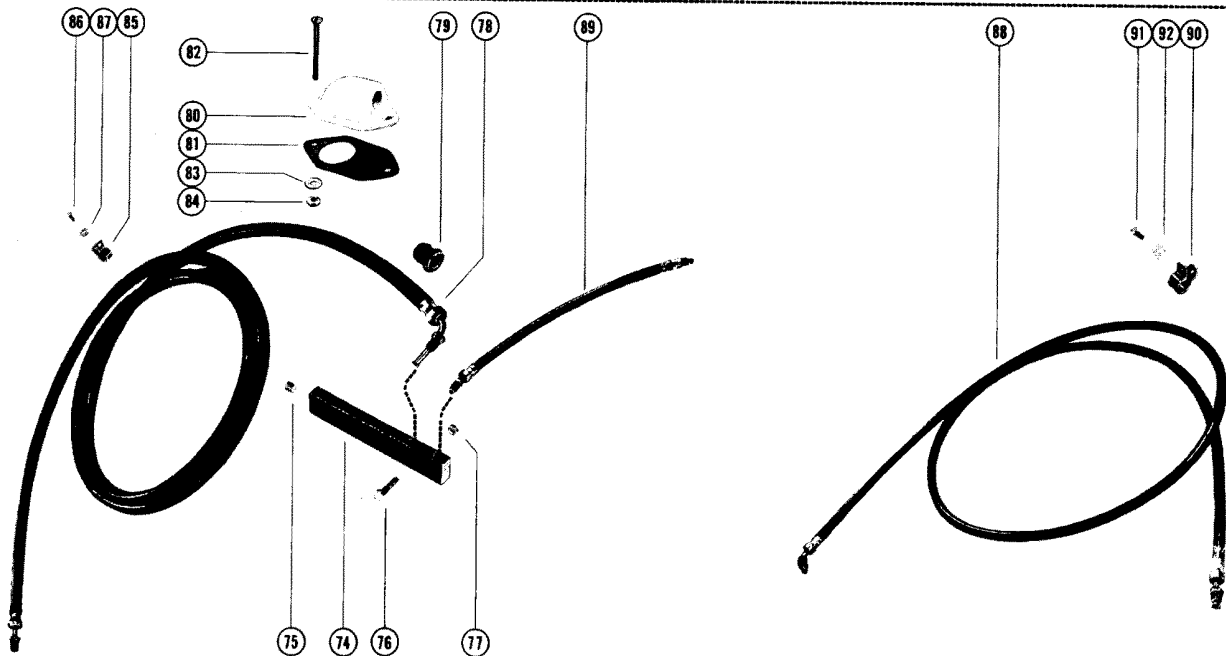
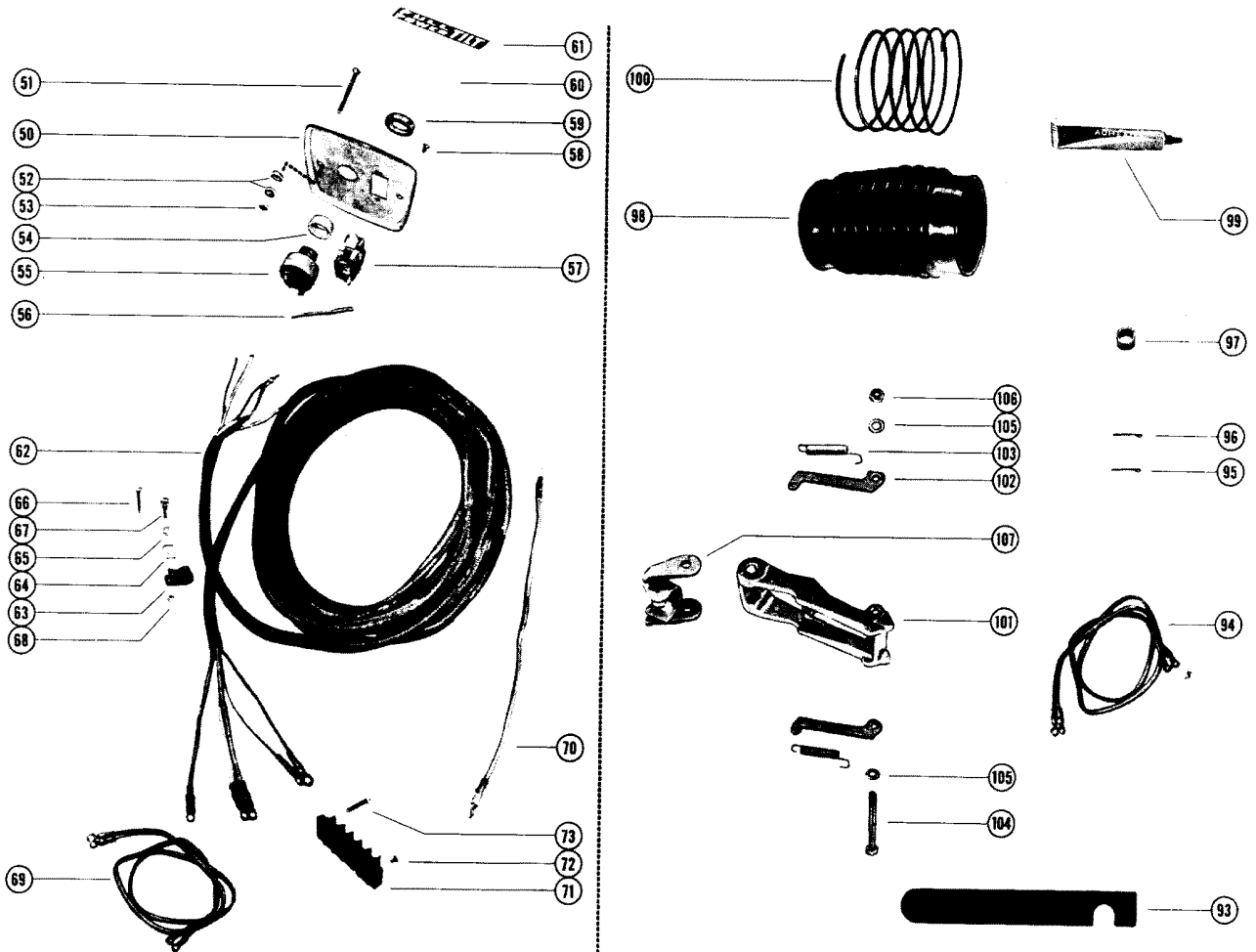
FULL POWER TILT (HYDRAULIC PUMP AND TILT CYLINDERS) A



FULL POWER TILT (HYDRAULIC PUMP AND TILT CYLINDERS) A

REF. NO.	PART NO.	SYM.	QTY.	DESCRIPTION
32	22-31164		1,1,	BUSHING, REDUCER - COUPLER ASSEMBLY
33	22-36171		1,1,	TEE, LIFT HOSE TO REDUCER BUSHING
34	22-35257		„1	NIPPLE COUPLER TO CONNECTOR
35	22-35269		„1	CONNECTOR, LIFT HOSE TO COUPLER NIPPLE
36	54-23567		3,3,3	CLIP, HYDRAULIC PUMP HARNESS
37	10-31903		1,1,1	SCREW, HYDRAULIC PUMP HARNESS CLIP TO BOAT
38	10-35401		2,2,2	SCREW, WOOD - HYDRAULIC PUMP HARNESS CLIP TO BOAT
39	36073A1		2,2,	TILT CYLINDER ASSEMBLY
	36073A4		„2	TILT CYLINDER ASSEMBLY
40	17-35290		1,1,	PIN, ANCHOR - TILT CYLINDER TO DRIVE SHAFT HOUSING
41	23-35283		2,2,	SLEEVE, RUBBER - TILT CYLINDER ANCHOR PIN
42	12-36041		2,2,	WASHER TILT CYLINDER ANCHOR PIN (33/64" I. D.)
43	23-35278		4,4,	BUSHING, TAPERED - TILT CYLINDER ANCHOR PIN
44	12-36042		2,2,	WASHER, TILT CYLINDER ANCHOR PIN (11/32" I. D.)
45	11-35814		2,2,	NUT, TILT CYLINDER ANCHOR PIN
40A	17-36131		„1	PIN, ANCHOR - TILT CYLINDER TO DRIVE SHAFT HOUSING
41	23-36139		„2	SPACER, RUBBER - TILT CYLINDER ANCHOR PIN
42	12-36140		„2	WASHER, TILT CYLINDER ANCHOR PIN (41/64" I. D.)
43	23-28055		„4	BUSHING, TAPERED - TILT CYLINDER ANCHOR PIN
44	12-36141		„2	WASHER, TILT CYLINDER ANCHOR PIN (25/64" I. D.)
45	11-34932		„2	NUT, TILT CYLINDER ANCHOR PIN
46	23-36138		„1	SLEEVE, TILT CYLINDER ANCHOR PIN
47	16-35294		1,1,	STUD, TILT CYLINDER TO GIMBAL RING
48	12-35287		4,4,	WASHER, SPRING - TILT CYLINDER STUD
49	11-35814		2,2,	NUT, TILT CYLINDER STUD
47	17-36057		„1	PIN, TILT CYLINDER TO GIMBAL RING
48	12-36136		„4	WASHER, SPRING - TILT CYLINDER PIN
49	11-34932		„2	NUT, TILT CYLINDER PIN

FULL POWER TILT (HYDRAULIC PUMP AND TILT CYLINDERS) B

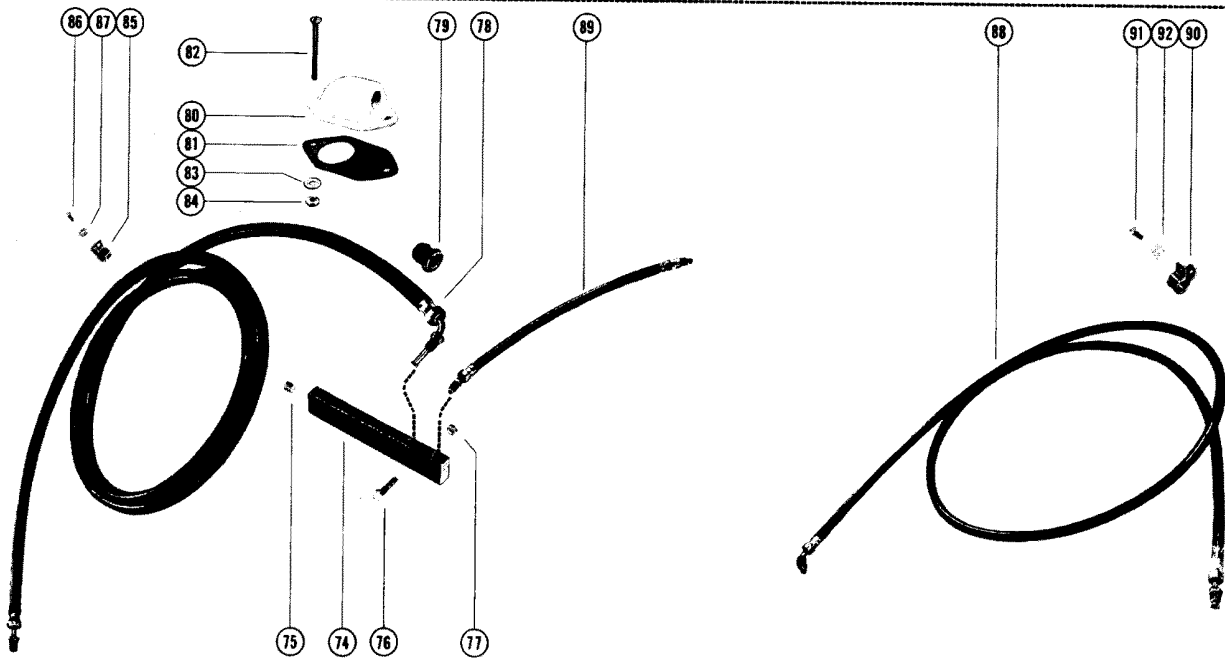
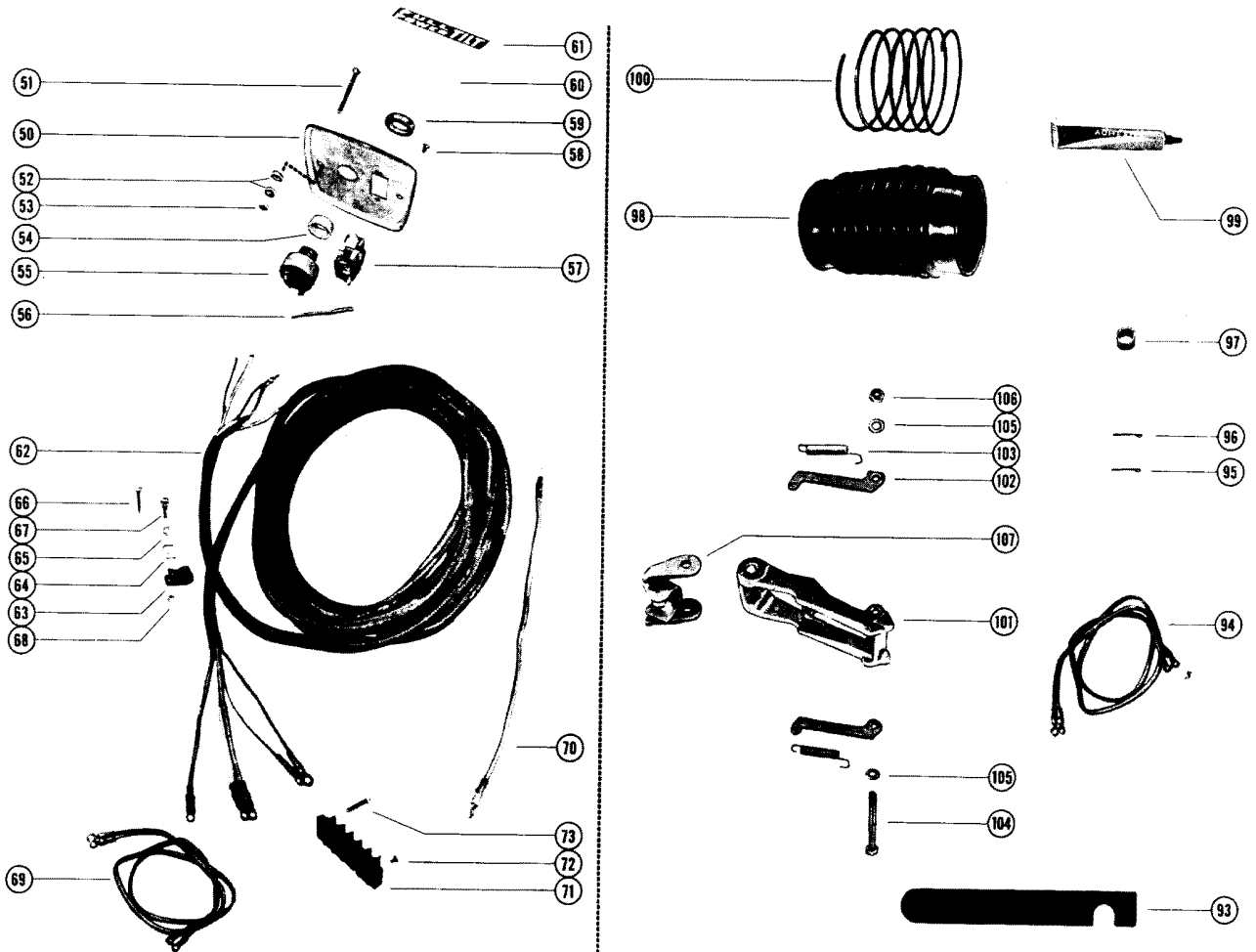


FULL POWER TILT (HYDRAULIC PUMP AND TILT CYLINDERS) B

REF. NO.	PART NO.	SYM.	QTY.	DESCRIPTION
-	36065A2		1,,	FULL POWER TILT (USE WITH MERCURISER L - SERIAL #1684188 AND UP.)SEE NOTE
-	36065A4		,1,	FULL POWER TILT (USE WITH LLERCRUISER L - SERIAL #1684187 AND BELOW)SEE NOTE
-	36065A3		,,1	FULL POWER TILT (USE WITH 111ERCUISER LL - SERIAL #1602186 AND UP)SEE NOTE
50	35978		1,1,1	PANEL, CONTROL
51	10-32866		2,2,2	SCREW, CONTROL PANEL TO DASHBOARD (2")
52	12-33110		2,2,2	WASHER, FIBER - CONTROL PANEL SCREW
53	11-20190		2,2,2	NUT, CONTROL PANEL SCREW
54	23-36273		1,1,1	SPACER, IGNITION SWITCH
55	30162		1,1,1	SWITCH, IGNITION - CONTROL PANEL (WITH KEY #30431)
56	35019		1,1,1	JUMPER WIRE, IGNITION SWITCH TO ROCKER SWITCH (RED-2 1/2")
57	34959		1,1,1	SWITCH, ROCKER - CONTROL PANEL
58	10-32989		2,2,2	SCREW, ROCKER SWITCH TO CONTROL PANEL
59	32861		1,1,1	BEZEL, IGNITION SWITCH TO CONTROL PANEL
60	37-35408		1,1,1	DECAL, CONTROL PANEL - INSTRUCTION
61	37-36035		1,1,1	DECAL, CONTROL PANEL - "FULL POWER TILT"
62	35395		1,1,1	HARNESS, CONTROL
63	54-22875		3,3,3	CLAMP, CONTROL HARNESS
64	22789		3,3,3	"D" WASHER, CONTROL HARNESS CLAMP SCREW
65	12-20878		3,3,3	WASHER, CONTROL HARNESS CLAMP SCREW
66	10-33615		3,3,3	SCREW, WOOD - CONTROL HARNESS CLAMP TO BOAT
67	10-20644		3,3,3	SCREW, CONTROL HARNESS CLAMP TO BOAT
68	11-20645		3,3,3	NUT, CONTROL HARNESS CLAMP SCREW
69	35409		1,1,1	HARNESS, INSTRUMENT PANEL TERMINAL BLOCK
70	35396		1,,1	JUMPER WIRE, TERMINAL BLOCK TO TERMINAL BLOCK (RED - 13")
71	35009		1,1,1	TERMINAL BLOCK, TRANSOM
72	10-28739		10,10,10	SCREW, HARNESS LEADS TO TERMINAL BLOCK
73	10-33615		4,4,4	SCREW, WOOD - TERMINAL BLOCK TO TRANSOM
74	36142		,,1	BLOCK, HOSE - GIMBAL HOUSING
75	22-35268		,,1	PLUG, PIPE - HOSE BLOCK
76	10-36137		,,2	SCREW, HOSE BLOCK TO GIMBAL HOUSING (1")
77	11-35888		,,2	NUT, HOSE BLOCK SCREW
78	32-36168		,,1	HOSE, CONNECTING - VALVE ASSEMBLY TO HOSE BLOCK(96")
79	23-35977		2,2,	GROMMET, LIFT HOSE
	23-36175		,,1	GROMMET, CONNECTING HOSE
80	36081		2,2,	COVER, INLET- TRANSOM
	36135		,,1	COVER, INLET- TRANSOM
81	27-36079		2,2,	GASKET, INLET COVER
	27-36079		,,1	GASKET, INLET COVER
82	10-33684		4,4,	SCREW, INLET COVER TO TRANSOM (3")

CONTINUED ON NEXT PAGE ➡

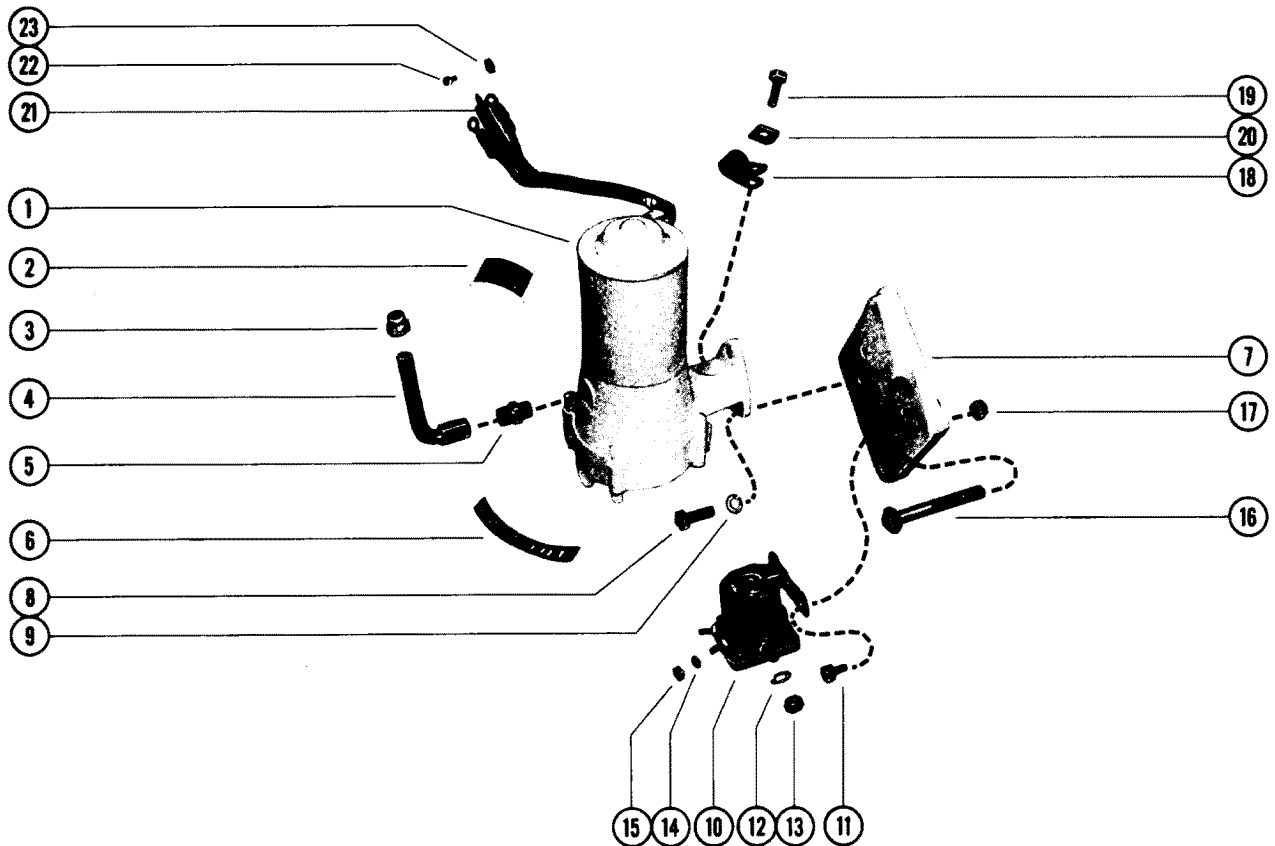
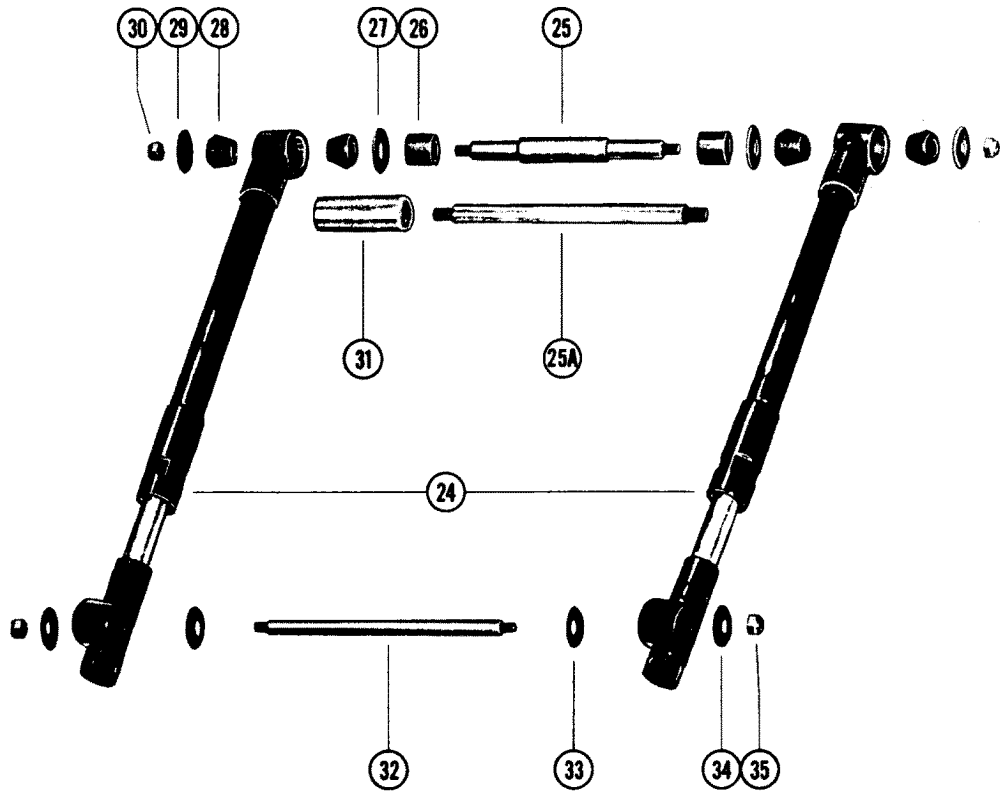
FULL POWER TILT (HYDRAULIC PUMP AND TILT CYLINDERS) B



FULL POWER TILT (HYDRAULIC PUMP AND TILT CYLINDERS) B

REF. NO.	PART NO.	SYM.	QTY.	DESCRIPTION
82	10-33684		,,2	SCREW, INLET COVER TO TRANSOM (3")
83	12-30971		4,4,	WASHER, INLET COVER SCREW
	12-30971		,,2	WASHER, INLET COVER SCREW
84	11-33825		4,4,	NUT, INLET COVER SCREW
	11-33825		,,2	NUT, INLET COVER SCREW
85	54-22740		2,2,	CLIP, LIFT HOSE TO TRANSOM
	54-32874		,,1	CLIP, LIFT HOSE TO TRANSOM
86	10-35401		2,2,	SCREW, WOOD - LIFT HOSE CLIP TO TRANSOM
	10-35401		,,1	SCREW, WOOD - LIFT HOSE CLIP TO TRANSOM
87	12-29245		2,2,	WASHER, LIFT HOSE CLIP SCREW
	12-29245		,,1	WASHER, LIFT HOSE CLIP SCREW
88	32-36167		2,2,	HOSE, LIFT - VALVE ASSEMBLY TO TILT CYLINDER(72")
89	32-36169		,,2	HOSE, LIFT - HOSE BLOCK TO TILT CYLINDER(L2")
90	54-23567		3,3,	CLIP, LIFT HOSES TO TRANSOM (9/16")
	54-22875		4,4,	CLIP, CONNECTING HOSES TO TRANSOM (7/16")
91	10-35401		7,7,	SCREW, LIFT AND CONNECTING HOSE CLIPS TO TRANSOM
92	22789		7,7,	"D" WASHER, LIFT AND CONNECTING HOSE CLIPS SCREW
93	91-36399A1		,1,	WRENCH ASSEMBLY, SHOCK ABSORBER CAP
94	36458		,1,	BATTERY LEAD, POSITIVE
	32988		,1,	BATTERY LEAD, NEGATIVE
95	18-35017		,2,	COTTER PIN, HINGE PIN RETAINING - GIMBAL RING (2 1/2")
96	18-32521		,2,	COTTER PIN, SHOCK ABSORBER PIN RETAINING - GIMBAL RING (2 1/4")
97	23-36220		,2,	SPACER, SHOCK ABSORBER
98	36222A1		,1,	BELLOWS ASSEMBLY, UNIVERSAL JOINT
99	92-36340-1		,1,	ADHESIVE, UNIVERSAL JOINT BELLOWS
100	24-36271		,1,	SPRING, UNIVERSAL JOINT BELLOWS
101	32589A1		,1,	ARM ASSEMBLY, REVERSE HOOK - DRIVE SHAFT HOUSING
102	32520		,2,	HOOK, REVERSE
103	24-33761		,2,	SPRING, TENSION - REVERSE HOOK TO REVERSE HOOK ARM
104	10-32527		,1,	SCREW, REVERSE HOOKS TO REVERSE HOOK ARM
105	12-29245		,4,	WASHER, REVERSE HOOKS SCREW
106	11-33825		,1,	NUT, REVERSE HOOKS SCREW
107	32588A1		,1,	STOP ASSEMBLY, REVERSE HOOK

FULL POWER TILT (HYDRAULIC PUMP AND TILT CYLINDERS) C

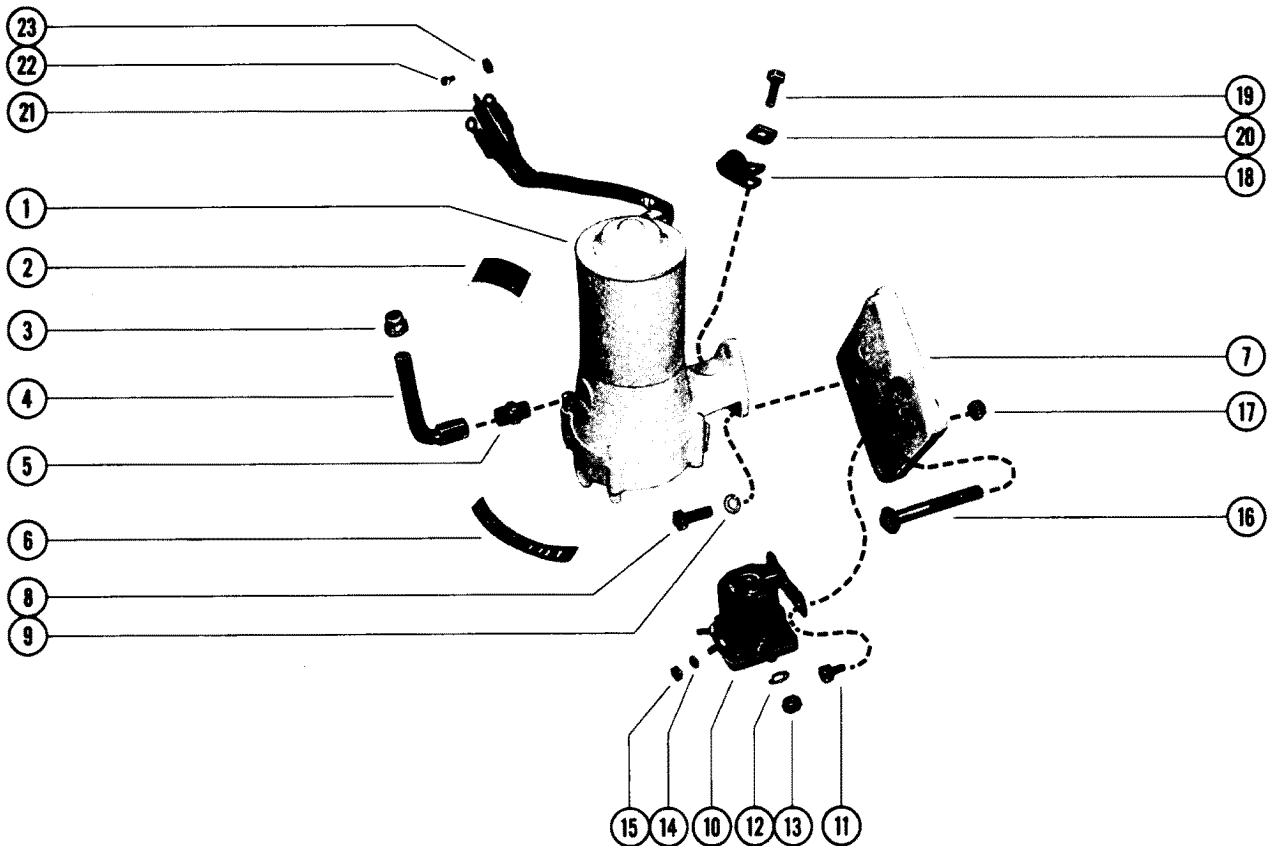
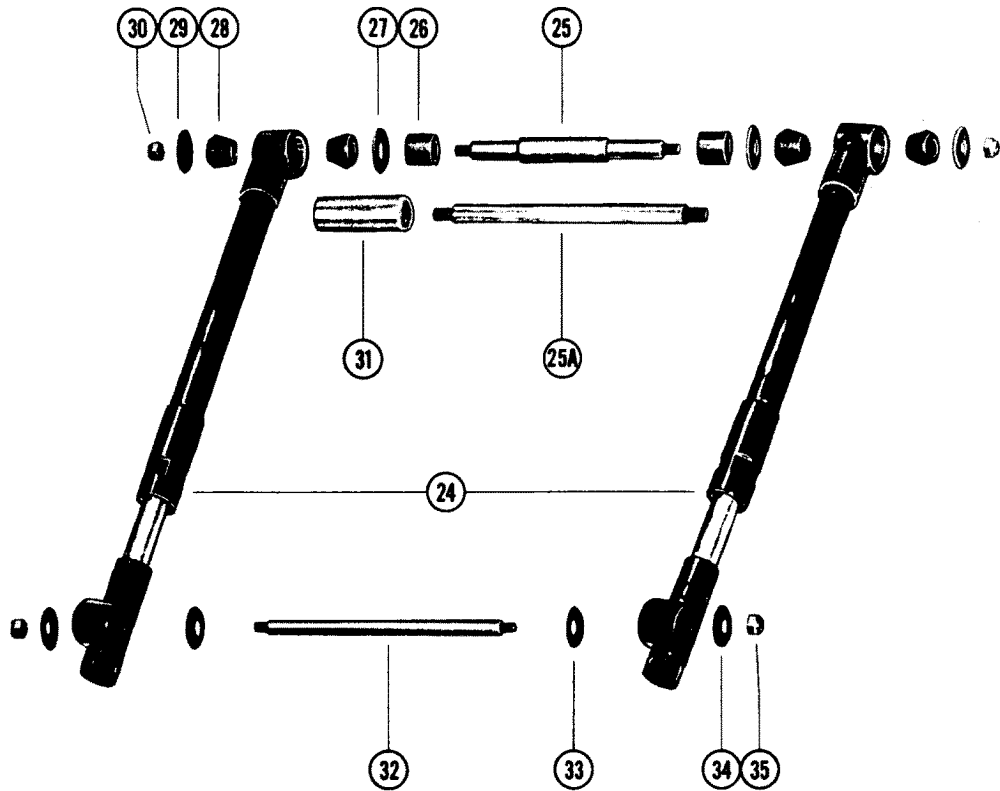


FULL POWER TILT (HYDRAULIC PUMP AND TILT CYLINDERS) C

REF. NO.	PART NO.	SYM.	QTY.	DESCRIPTION
-	36065A6		L,,	FULL POWER TILT (USE WITH MERCUISER L - SERIAL #1684188 AND UP)SEE NOTE
-	36065A8		,1,	FULL POWER TILT (USE WITH MERCUISER L - SERIAL #1684187 AND BELOW)SEE NOTE
-	36065A7		,,1	FULL POWER TILT (USE WITH MERCUISER LL - SERIAL #1602186 AND UP)SEE NOTE
1	36574A4		1,1,1	HYDRAULIC PUMP ASSEMBLY, HIGH PRESSURE
2	37-37613		1,1,1	DECAL, HYDRAULIC PUMP - OIL INSTRUCTIONS
3	37255		1,1,1	CAP, VENT TUBE
4	32-37264A1		1,1,1	TUBE ASSEMBLY, VENT - HYDRAULIC PUMP
5	22-37364		1,1,1	CONNECTOR, VENT TUBE TO HYDRAULIC PUMP
6	37-36035		1,1,1	DECAL, HYDRAULIC PUMP
7	37252		1,1,1	BRACKET, MOUNTING - HYDRAULIC PUMP
8	10-25038		3,3,3	SCREW, HYDRAULIC PUMP TO MOUNTING BRACKET (7/8")
9	13-26993		3,3,3	LOCKWASHER, HYDRAULIC PUMP SCREW
10	25661		1,1,1	STARTER SOLENOID
11	10-28709		2,2,2	SCREW, STARTER SOLENOID TO MOUNTING BRACKET (1/2")
12	13-26993		2,2,2	LOCKWASHER, STARTER SOLENOID TERMINAL (5/16")
13	11-20083		2,2,2	NUT, STARTER SOLENOID TERMINAL (5/16")
14	13-26996		2,2,2	LOCKWASHER, STARTER SOLENOID TERMINAL (#10)
15	11-20645		2,2,2	NUT, STARTER SOLENOID TERMINAL (#10)
16	10-35263		3,3,3	BOLT, MOUNTING BRACKET TO TRANSOM (3 1/2")
17	11-35304		3,3,3	NUT, MOUNTING BRACKET BOLT
18	54-37282		1,1,1	CLAMP, HYDRAULIC PUMP HARNESS
19	10-29831		1,1,1	SCREW, HARNESS CLAMP TO MOUNTING BRACKET (5/8")
20	37281		1,1,1	"D" WASHER, HARNESS CLAMP SCREW
21	23-32914		1,1,1	SLEEVE, HYDRAULIC PUMP HARNESS
22	10-24231		1,1,1	SCREW, HYDRAULIC PUMP HARNESS TO CONTROL PANEL HARNESS
23	11-20645		1,1,1	NUT, HYDRAULIC PUMP HARNESS SCREW
24	36073A1		2,2,	TILT CYLINDER ASSEMBLY
	36073A4		,,2	TILT CYLINDER ASSEMBLY
25	17-35290		1,1,	PIN, ANCHOR - TILT CYLINDER TO DRIVE SHAFT HOUSING
26	23-35283		2,2,	SLEEVE, RUBBER - TILT CYLINDER ANCHOR PIN
27	12-36041		2,2,	WASHER, TILT CYLINDER ANCHOR PIN (33/64" I.D.)
28	23-35278		4,4,	BUSHING, TAPERED - TILT CYLINDER ANCHOR PIN
29	12-36042		2,2,	WASHER, TILT CYLINDER ANCHOR PIN (11/32" I.D.)
30	11-35814		2,2,	NUT, TILT CYLINDER ANCHOR PIN
25A	17-36131		,,1	PIN, ANCHOR - TILT CYLINDER TO DRIVE SHAFT HOUSING
26	23-36139		,,2	SPACER, RUBBER - TILT CYLINDER ANCHOR PIN
27	12-36140		,,2	WASHER, TILT CYLINDER ANCHOR PIN (41/64" I. D.)
28	23-28055		,,4	BUSHING, TAPERED - TILT CYLINDER ANCHOR PIN

CONTINUED ON NEXT PAGE ➡

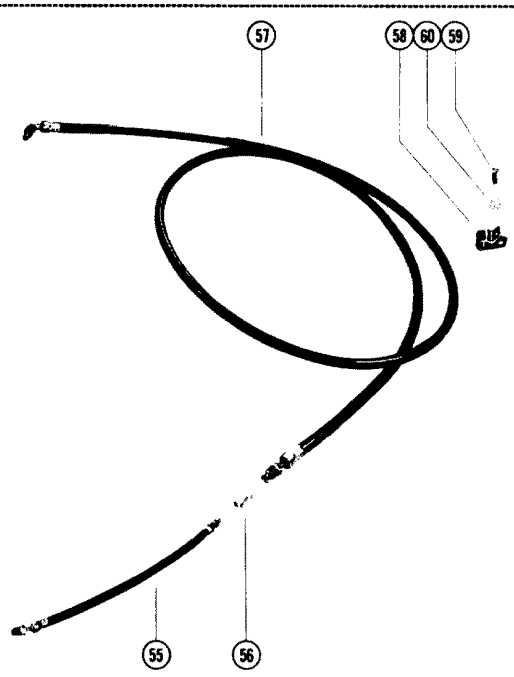
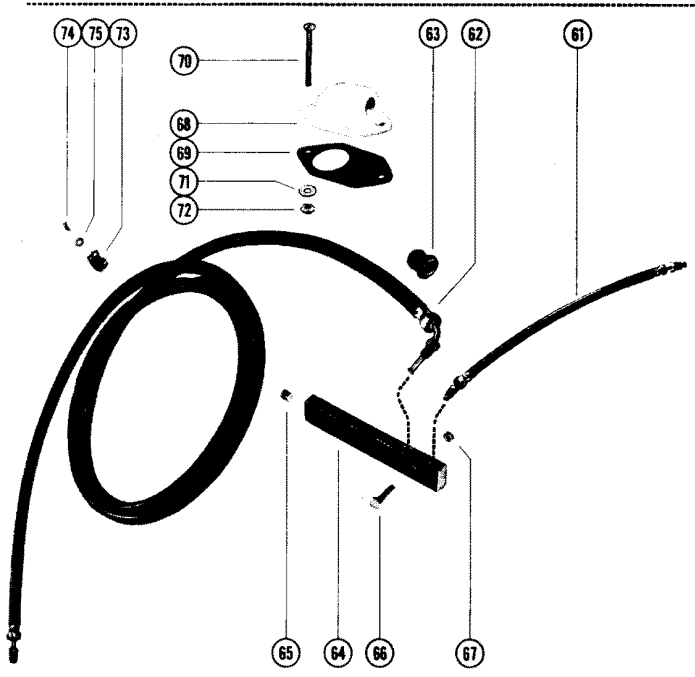
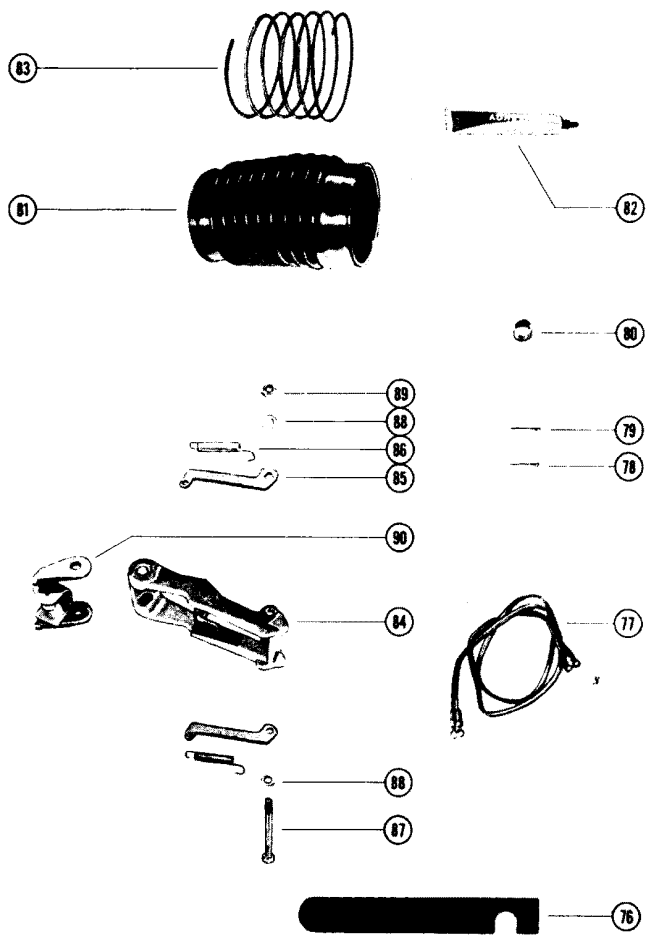
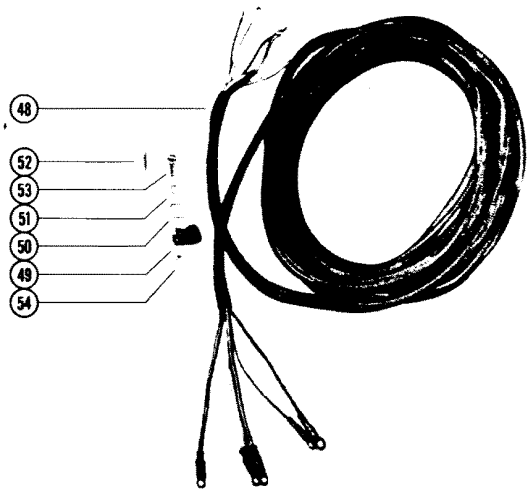
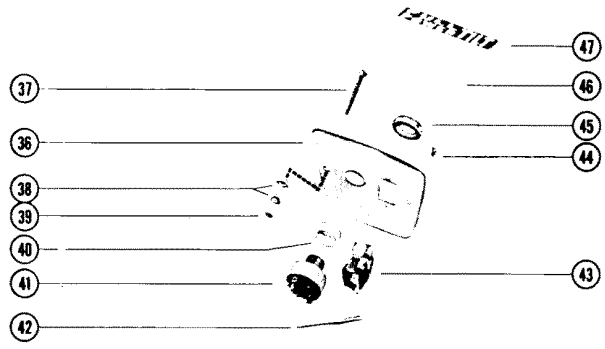
FULL POWER TILT (HYDRAULIC PUMP AND TILT CYLINDERS) C



FULL POWER TILT (HYDRAULIC PUMP AND TILT CYLINDERS) C

REF. NO.	PART NO.	SYM.	QTY.	DESCRIPTION
29	12-36141		,,2	WASHER, TILT CYLINDER ANCHOR PIN (25/64" I. D.)
30	11-34932		,,2	NUT, TILT CYLINDER ANCHOR PIN
31	23-36138		,,1	SLEEVE, TILT CYLINDER ANCHOR PIN
32	16-35294		1,1,	STUD, TILT CYLINDER TO GIMBAL RING
33	12-35287		2,2,	WASHER, SPRING - TILT CYLINDER STUD
34	12-37385		2,2,	WASHER, TILT CYLINDER STUD
35	11-35814		2,2,	NUT, TILT CYLINDER STUD
32	17-36057		,,1	PIN, TILT CYLINDER TO GIMBAL RING
33	12-36136		,,4	WASHER, SPRING - TILT CYLINDER PIN
35	11-34932		,,2	NUT, TILT CYLINDER PIN

FULL POWER TILT (HYDRAULIC PUMP AND TILT CYLINDERS) D

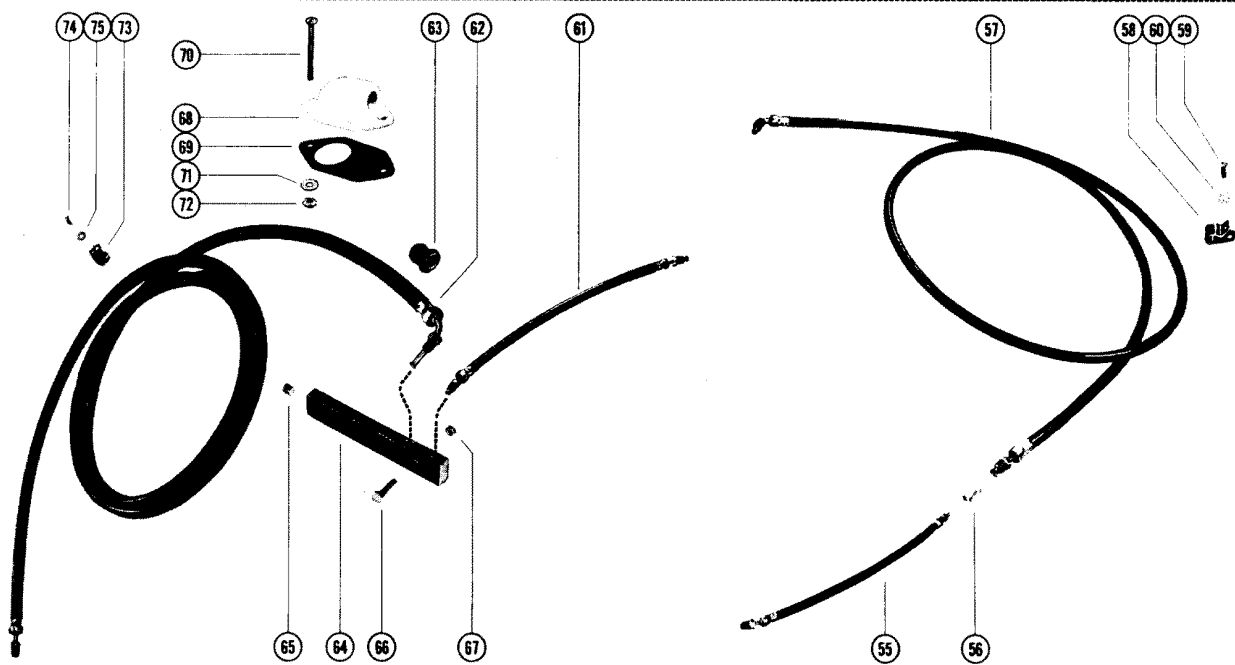
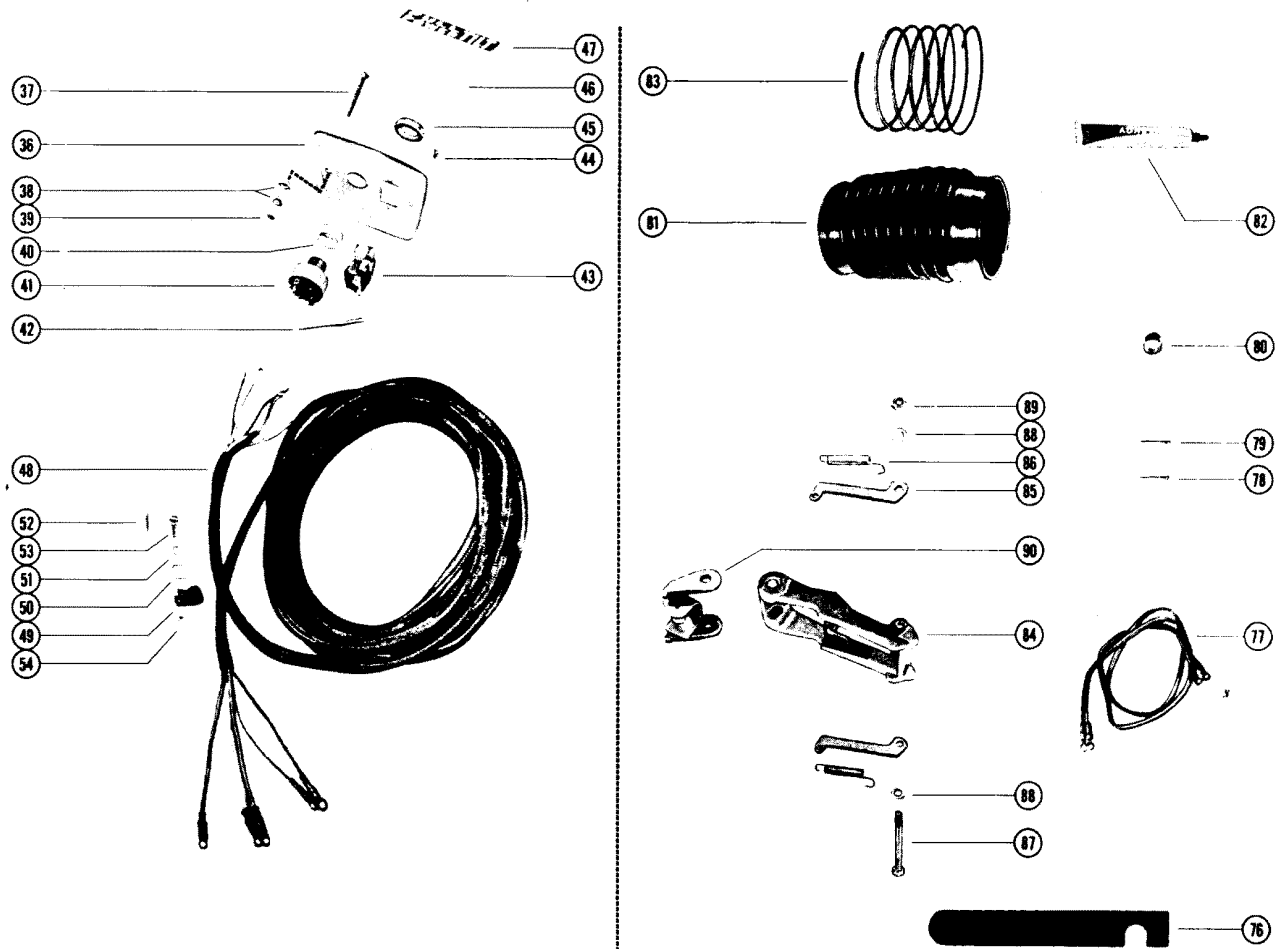


FULL POWER TILT (HYDRAULIC PUMP AND TILT CYLINDERS) D

REF. NO.	PART NO.	SYM.	QTY.	DESCRIPTION
-	36065A6		,1,	FULL POWER TILT (USE WITH MERCUISER L - SERIAL #1684188 AND UP) SEE NOTE
-	36065A8		L,,	FULL POWER TILT(USE WITH MERCUISER L - SERIAL #1684187 AND BELOW) SEE NOTE
-	36065A8		„1	FULL POWER TILT(USE WITH MERCUISER L - SERIAL #1684187 AND BELOW) SEE NOTE
-	36065A7		„1	FULL POWER TILT (USE WITH MERCUISER LL - SERIAL #1602186 AND UP) SEE NOTE
-	35978A4		1,1,1	CONTROL PANEL ASSEMBLY
36	35978		1,1,1	PANEL, CONTROL
37	10-32866		2,2,2	SCREW, CONTROL PANEL TO DASHBOARD (2")
38	12-33110		2,2,2	WASHER, FIBER - CONTROL PANEL SCREW
39	11-20190		2,2,2	NUT, CONTROL PANEL SCREW
40	23-36273		1,1,1	SPACER, IGNITION SWITCH
41	30162		1,1,1	SWITCH, IGNITION - CONTROL PANEL (WITH KEY #30431)
42	35019		1,1,1	JUMPER WIRE, IGNITION SWITCH TO ROCKER SWITCH (RED - 2 1/2")
43	34959		1,1,1	SWITCH, ROCKER - CONTROL PANEL
44	10-32989		2,2,2	SCREW, ROCKER SWITCH TO CONTROL PANEL
45	37275		1,1,1	BEZEL, IGNITION SWITCH TO CONTROL PANEL
46	37-35408		1,1,1	DECAL, CONTROL PANEL - INSTRUCTION
47	37-36035		1,1,1	DECAL, CONTROL PANEL - "FULL POWER TILT"
48	37251		1,1,1	HARNESS, CONTROL
49	54-22875		3,3,3	CLAMP, CONTROL HARNESS
50	22789		3,3,3	"D" WASHER, CONTROL HARNESS CLAMP SCREW
51	12-20878		3,3,3	WASHER, CONTROL HARNESS CLAMP SCREW
52	10-33615		3,3,3	SCREW, WOOD - CONTROL HARNESS CLAMP TO BOAT
53	10-20644		3,3,3	SCREW, CONTROL HARNESS CLAMP TO BOAT
54	11-20645		3,3,3	NUT, CONTROL HARNESS CLAMP SCREW
55	32-36169		1,1,	HOSE, CONNECTING - HYDRAULIC PUMP TO TEE (12")
56	22-37363		1,1,	TEE, CONNECTING HOSE TO LIFT HOSES
57	32-36167		2,2,	HOSE, LIFT - TEE TO TILT CYLINDER (72")
58	54-22875		5,5,	CLIP, LIFT HOSES TO TRANSOM (7/16")
	54-23567		„3	CLIP, CONNECTING HOSES TO TRANSOM (9/16")
59	10-35401		5,5,	SCREW, LIFT AND CONNECTING HOSE CLIPS TO TRANSOM
	10-35401		„3	SCREW, LIFT AND CONNECTING HOSE CLIPS TO TRANSOM
60	22789		5,5,	"D" WASHER, LIFT AND CONNECTING HOSE CLIPS SCREW
	22789		„3	"D" WASHER, LIFT AND CONNECTING HOSE CLIPS SCREW
61	32-36169		„1	HOSE, CONNECTING - HYDRAULIC PUMP TO HOSE BLOCK (12")
62	32-36168		„2	HOSE, LIFT - HOSE BLOCK TO TILT CYLINDER(96")
63	23-35977		2,2,	GROMMET, LIFT HOSE

CONTINUED ON NEXT PAGE ➡

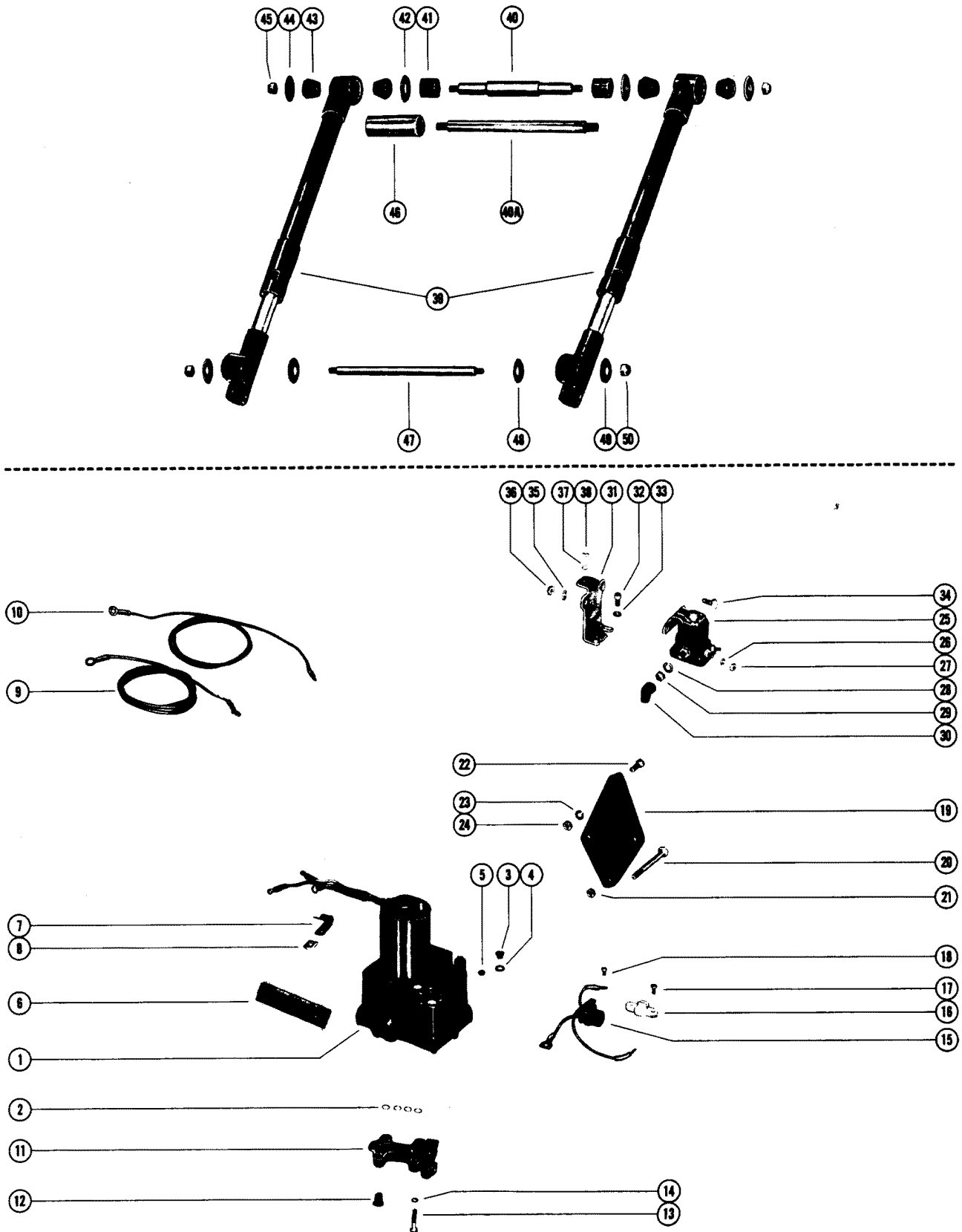
FULL POWER TILT (HYDRAULIC PUMP AND TILT CYLINDERS) D



FULL POWER TILT (HYDRAULIC PUMP AND TILT CYLINDERS) D

REF. NO.	PART NO.	SYM.	QTY.	DESCRIPTION
63	23-36175		,,1	GROMMET, CONNECTING HOSE
64	36142		,,1	BLOCK, HOSE - GIMBAL HOUSING
65	22-35268		,,1	PLUG, PIPE - HOSE BLOCK
66	10-36137		,,2	SCREW, HOSE BLOCK TO GIMBAL HOUSING (1")
67	11-35888		,,2	NUT, HOSE BLOCK SCREW
68	36081		2,2,	COVER, INLET- TRANSON
	36135		,,1	COVER, INLET- TRANSON
69	27-36079		2,2,	GASKET, INLET COVER
	27-36079		,,1	GASKET, INLET COVER
70	10-33684		4,4,	SCREW, INLET COVER TO TRANSON (3")
	10-33684		,,2	SCREW, INLET COVER TO TRANSON (3")
71	12-30971		4,4,	WASHER, INLET COVER SCREW
	12-30971		,,2	WASHER, INLET COVER SCREW
72	11-33825		4,4,	NUT, INLET COVER SCREW
	11-33825		,,2	NUT, INLET COVER SCREW
73	54-22740		2,2,	CLIP, LIFT HOSE TO TRANSON
	54-32874		,,1	CLIP, LIFT HOSE TO TRANSON
74	10-35401		2,2,	SCREW, WOOD - LIFT HOSE CLIP TO TRANSON
	10-35401		,,1	SCREW, WOOD - LIFT HOSE CLIP TO TRANSON
75	12-29245		2,2,	WASHER, LIFT HOSE CLIP SCREW
	12-29245		,,1	WASHER, LIFT HOSE CLIP SCREW
76	91-37681A1		,1,	WRENCH ASSEMBLY, SHOCK ABSORBER CAP
77	32979		1,1,1	BATTERY LEAD, POSITIVE
	32988		1,1,1	BATTERY LEAD, NEGATIVE
78	18-35017		,2,	COTTER PIN, HINGE PIN RETAINING - GIMBAL RING (2 1/2")
79	18-32521		,2,	COTTER PIN, SHOCK ABSORBER PIN RETAINING - GIMBAL RING (2 1/4")
80	23-36220		,2,	SPACER, SHOCK ABSORBER
81	36222A1		,1,	BELLOWS ASSEMBLY, UNIVERSAL JOINT
82	92-36340-1		,1,	ADHESIVE, UNIVERSAL JOINT BELLOWS
83	24-36271		,1,	SPRING, UNIVERSAL JOINT BELLOWS
84	32589A1		,1,	ARM ASSEMBLY, REVERSE HOOK - DRIVE SHAFT HOUSING
85	32520		,2,	HOOK, REVERSE
86	24-33761		,2,	SPRING, TENSION - REVERSE HOOK TO REVERSE HOOK ARM
87	10-32527		,1,	SCREW, REVERSE HOOKS TO REVERSE HOOK ARM
88	12-29245		,4,	WASHER, REVERSE HOOKS SCREW
89	11-33825		,1,	NUT, REVERSE HOOKS SCREW
90	32588A1		,1,	STOP ASSEMBLY, REVERSE HOOK

FULL POWER TILT (HYDRAULIC PUMP AND TILT CYLINDERS) E

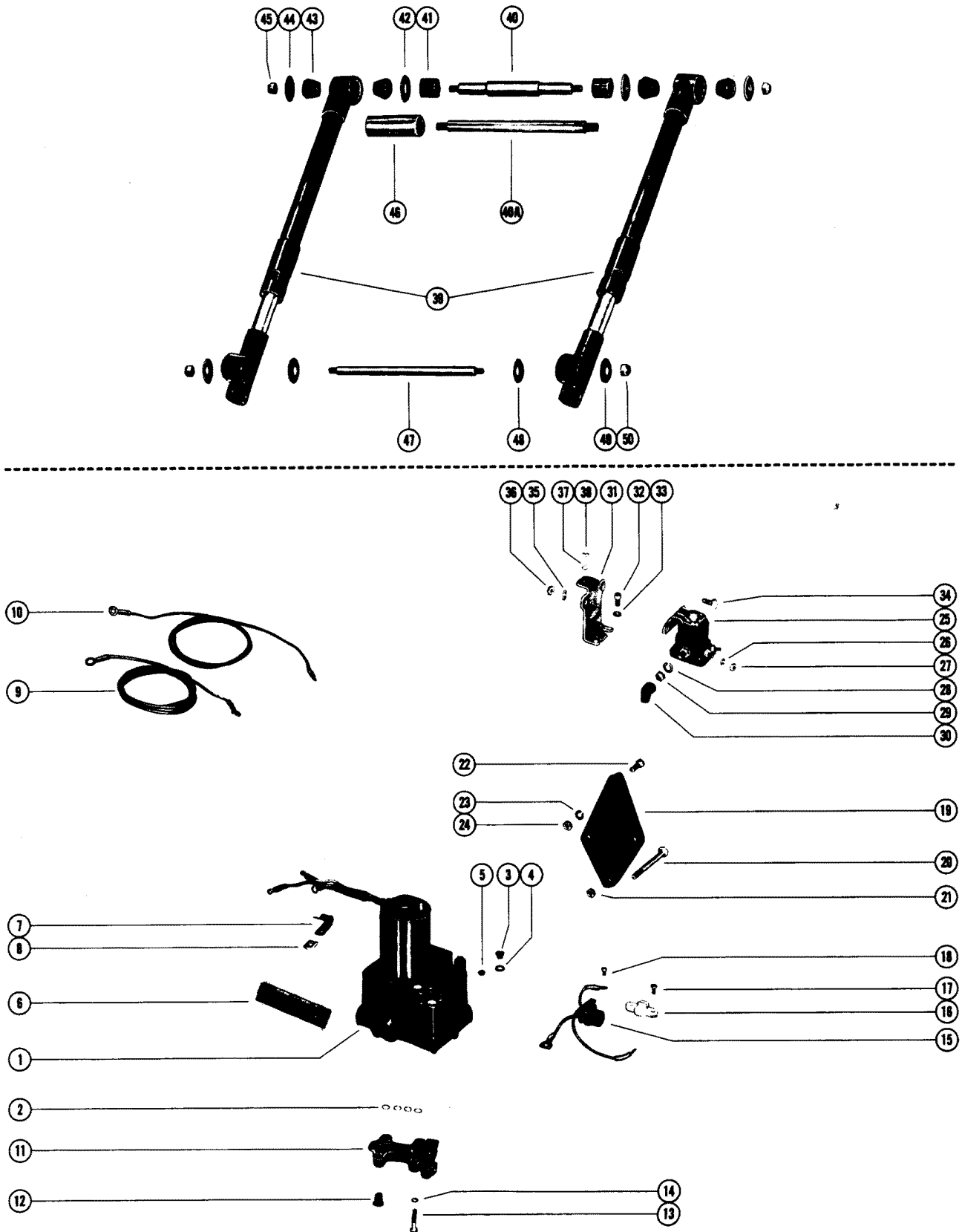


FULL POWER TILT (HYDRAULIC PUMP AND TILT CYLINDERS) E

REF. NO.	PART NO.	SYM.	QTY.	DESCRIPTION
-	46174A1		,1,	FULL POWER TILT (USE WITH MERCUISER L - SERIAL #1684188 AND UP) SEE NOTE
-	46174A3		L,,	FULL POWER TILT(USE WITH MERCUISER L - SERIAL #1684187 AND BELOW) SEE NOTE
-	46174A3		,,1	FULL POWER TILT(USE WITH MERCUISER L - SERIAL #1684187 AND BELOW) SEE NOTE
-	46174A2		,,1	FULL POWER TILT (USE WITH MERCUISER LL - SERIAL #1602186 AND UP) SEE NOTE
1	46056A6		1,,	HYDRAULIC PUMP ASSEMBLY(SEE PAGE 15 FOR PORTS BREAKDOWN)
2	25-26834		4,4,	"O" RING, HYDRAULIC PUMP TO CONTROL VALVE
	25-26834		,,4.	"O" RING, HYDRAULIC PUMP TO CONTROL VALVE
3	10-28634		1,1,1	SCREW, FILLER - HYDRAULIC PUMP
4	12-20260		1,1,1	WASHER, SEALING - HYDRAULIC PUNLP FILLER SCREW
5	10-38257		1,1,1	SCREW VENT- HYDRAULIC PUMP
6	38-45372		1,1,1	DECAL, INSTRUCTION - HYDRAULIC PUMP)
7	54-37282		1,1,1	CLAMP, HYDRAULIC PUM(L) HARNESS
8	37281		1,1,1	"D" WASHER, HYDRAULIC PUMP HARNESS CLAMP
9	32979		1,1,1	BATTERY LEAD (POSITIVE)
10	32988		1,1,1	BATTERY LEAD (NEGATIVE)
11	45382A1		1,1,1	CONTROL VALVE ASSEMBLY
-	25-26834		4,4,4	"O" RING HYDRAULIC PUMP TO CONTROL VALVE
12	22-38609		1,1,1	PLUG, CONTROL VALVE (3/8-24")
13	10-21091		4,4,4	SCREW, CONTROL VALVE TO HYDRAULIC PUMP (1 1/8)
14	13-26992		4,4,4	LOCKWASHER, CONTROL VALVE SCREW
15	45325		1,1,1	CONNECTOR AND HARNESS
16	45559		1,1,1	TERMINAL BLOCKS HYDRAULIC PUMP
17	10-28192		2,2,2	SCREW, TERMINAL BLOCK TO HYDRAULIC PUMP (1/2")
18	10-30663		2,2,2	SCREW, HARNESS LEADS TO TERMINAL BLOCK (3/8")
19	46166		1,1,1	BRACKET, MOUNTING - HYDRAULIC PUMP TO BOAT
20	10-35263		3,3,3	BOLT, HYDRAULIC PUMP BRACKET TO BOAT (3 1/2")
21	11-35304		3,3,3	NUT, HYDRAULIC PUMP BOLT
22	10-21962		3,3,3	SCREW, MOUNTIILG BRACKET TO HYDRAULIC PUMP (1")
23	12-20546		3,3,3	WASHER, MOUNTING BRACKET SCREW
24	11-21528		3,3,3	NUT, MOUNTING BRACKET SCREW
-	10-45765		2,2,	SCREW, HYDRAULIC PUMP LO TRANSOM PLATE(4 1/4")
-	10-29877		1,1,	SCREW, HYDRAULIC PUMP TO TRANSOM PLATE(3 1/4)
-	23-46047		3,3,	SPACER, HYDRAULIC PUMP SCREW
-	11-21528		3,3,	NUT, HYDRAULIC PUMP SCREW
25	25661		1,1,1	STARTER SOLENOID
26	13-26996		2,2,2	LOCKWASHER, STARTER SOLENOID TERMINAL (#10)
27	11-20645		2,2,2	NUT, STARTER SOLENOID TERMINAL (#10)
28	13-26993		2,2,2	LOCKWASHER, STARTER SOLENOID TERMINAL (5/16")
29	11-20083		2,2,2	NUT, STARTER SOLENOID TERMINAL (5/16")

CONTINUED ON NEXT PAGE ➡

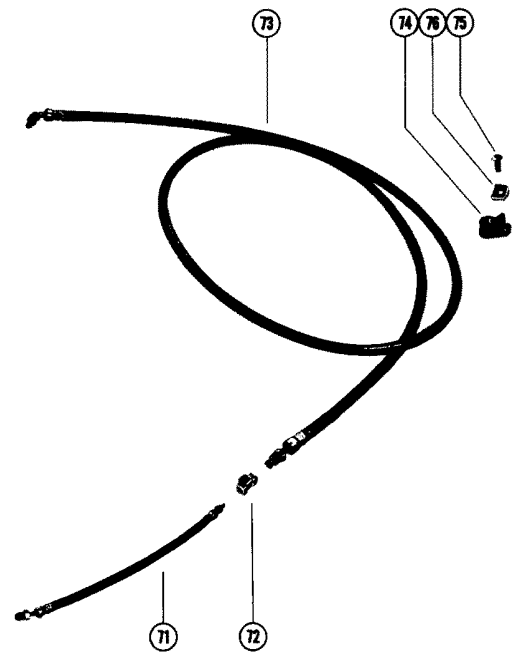
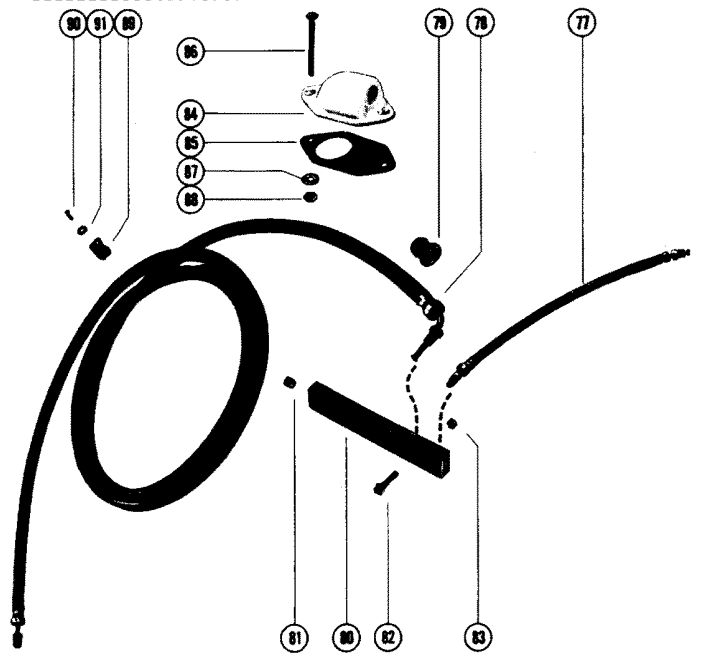
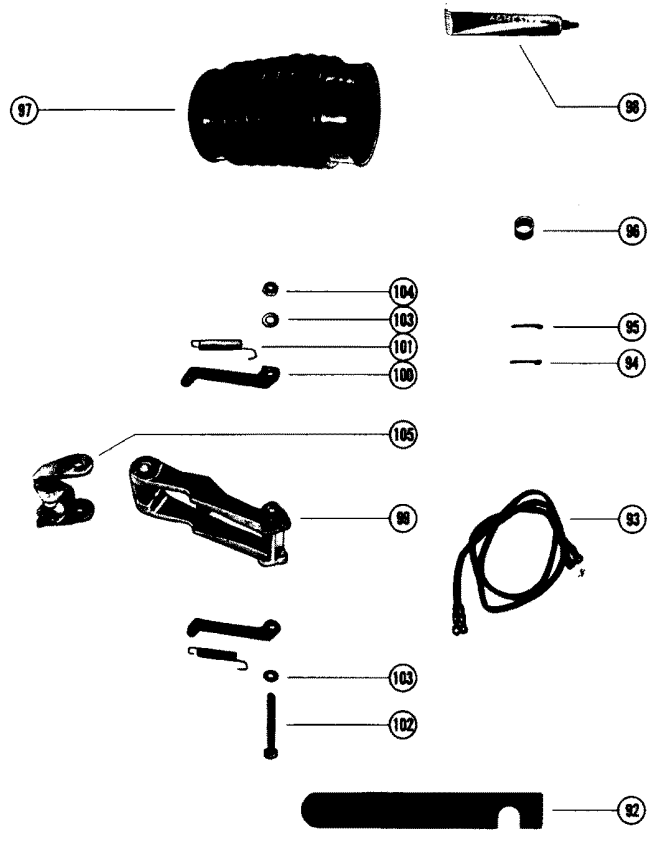
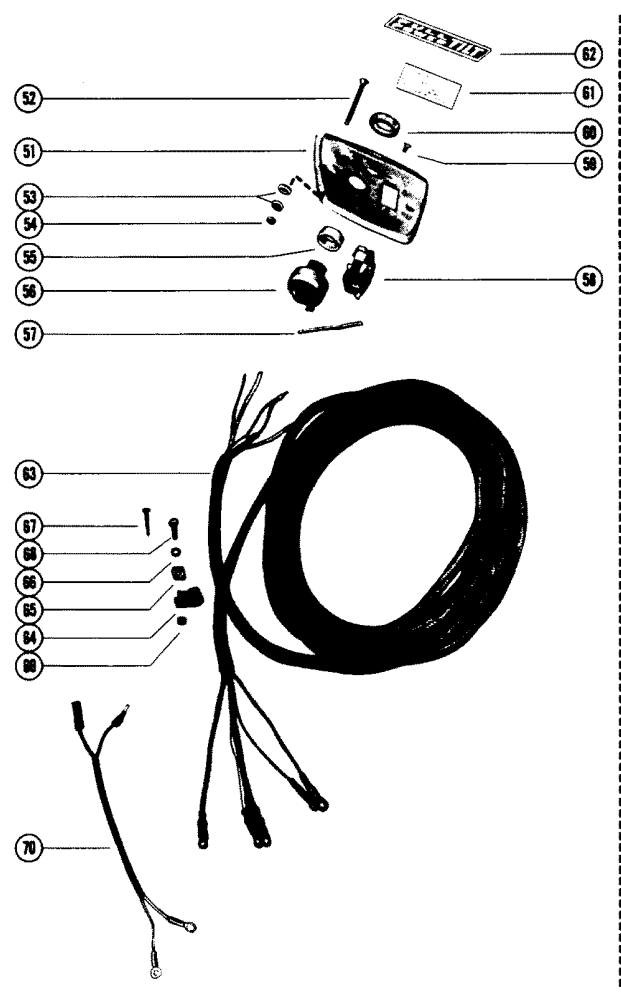
FULL POWER TILT (HYDRAULIC PUMP AND TILT CYLINDERS) E



FULL POWER TILT (HYDRAULIC PUMP AND TILT CYLINDERS) E

REF. NO.	PART NO.	SYM.	QTY.	DESCRIPTION
30	46265		2,2,2	BOOT, RUBBER - STARTER SOLENOID TERMINAL
31	45321		1,1,1	BRACKET, MOUNTING- STARTER SOLENOID
32	10-21140		2,2,2	SCREW, MOUNTING BRACKET TO HYDRAULIC PUMP (1/2")
33	13-26992		2,2,2	LOCKWASHER, MOUNTING BRACKET SCREW
34	10-34290		2,2,2	SCREW, STARTER SOLENOID TO MOUNTING BRACKET (5/8")
35	13-26992		2,2,2	LOCKWASHER, STARTER SOLENOID SCREW
36	11-21825		2,2,2	NUT, STARTER SOLENOID SCREW
37	13-27660		1,1,1	LOCKWASHER, HYDRAULIC PUMP THRU BOLT
38	11-20645		1,1,1	NUT, MOUNTING BRACKET TO HYDRAULIC PUMP THRU BOLT
39	36073A1		2,2,	TILT CYLINDER ASSEMBLY
	36073A4		„2	TILT CYLINDER ASSEMBLY
40	17-35290		1,1,	PIN, ANCHOR - TILT CYLINDER TO DRIVE SHAFT HOUSING
41	23-35283		2,2,	SLEEVE, RUBBER - TILT CYLINDER ANCHOR PIN
42	12-36041		2,2,	WASHER, TILT CYLINDER ANCHOR PIN (33/64" I. D.)
43	23-35278		4,4,	BUSHING, TAPERED - TILT CYLINDER ANCHOR PIN
44	12-36042		2,2,	WASHER, TILT CYLINDER ANCHOR PIN (11/32" I. D.)
45	11-35814		2,2,	NUT, TILT CYLINDER ANCHOR PIN
40A	17-36131		„1	PIN, ANCHOR - TILT CYLINDER TO DRIVE SHAFT HOUSING
41	23-36139		„2	SPACER, RUBBER - TILT CYLINDER ANCHOR PIN
42	12-36140		„2	WASHER, TILT CYLINDER ANCHOR PIN (41/64" I. D.)
43	23-28055		„4	BUSHING, TAPERED - TILT CYLINDER ANCHOR PIN
44	12-36141		„2	WASHER, TILT CYLINDER ANCHOR PIN (25/64" I.D.)
45	11-34932		„2	NUT, TILT CYLINDER ANCHOR PIN
46	23-36138		„1	SLEEVE, TILT CYLINDER ANCHOR PIN
47	16-35294		1,1,	STUD, TILT CYLINDER TO GIMBAL RING
48	12-35287		2,2,	WASHER, SPRING - TILT CYLINDER STUD
49	12-37385		2,2,	WASHER, TILT CYLINDER STUD
50	11-35814		2,2,	NUT, TILT CYLINDER STUD
47	17-36057		„1	PIN, TILT CYLINDER TO GIMBAL RING
48	12-36136		„4	WASHER, SPRING - TILT CYLINDER PIN
50	11-34932		„2	NUT, TILT CYLINDER PIN

FULL POWER TILT (CONTROL PANEL AND LIFT HOSES)

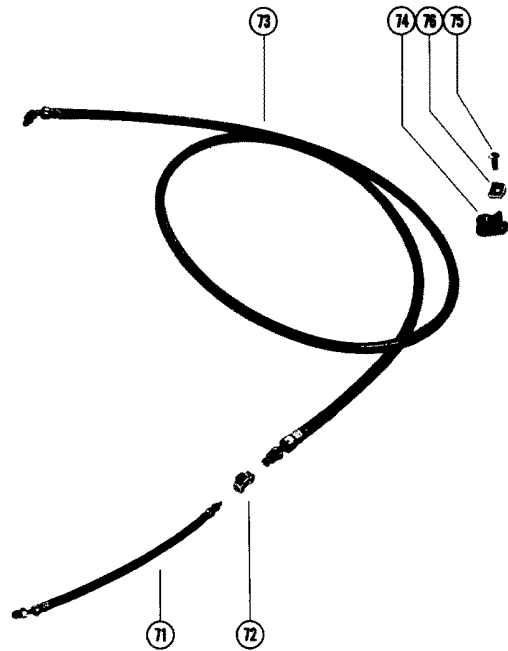
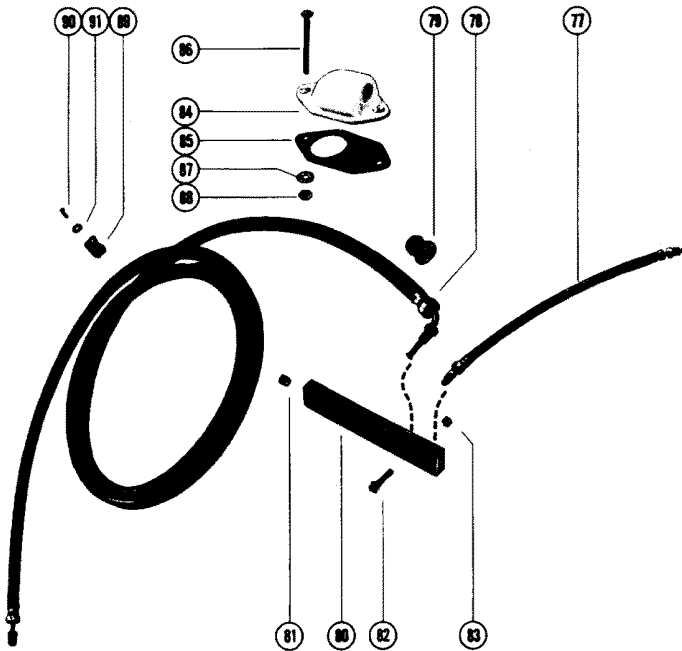
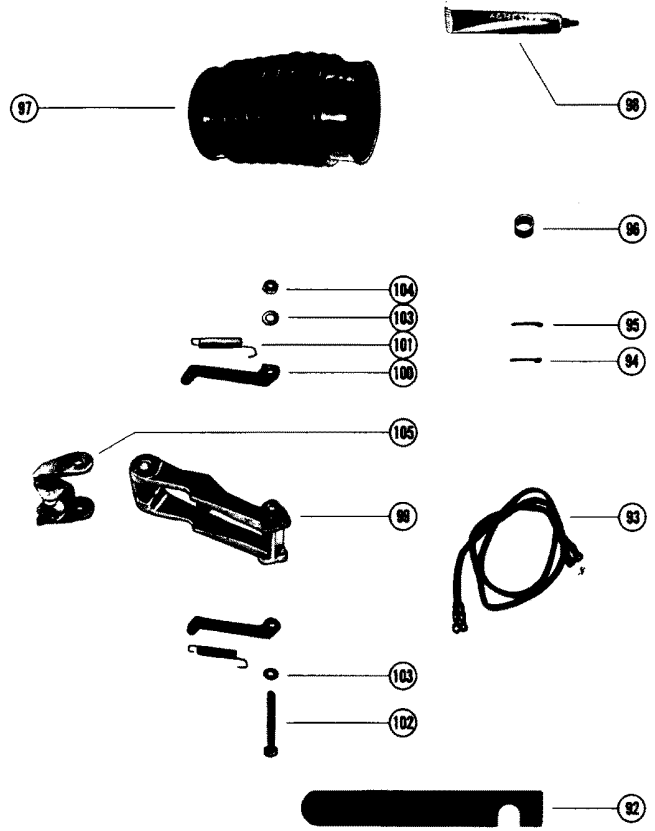
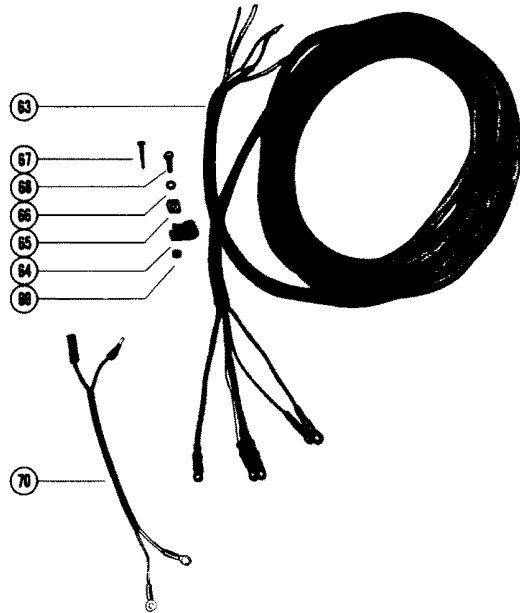
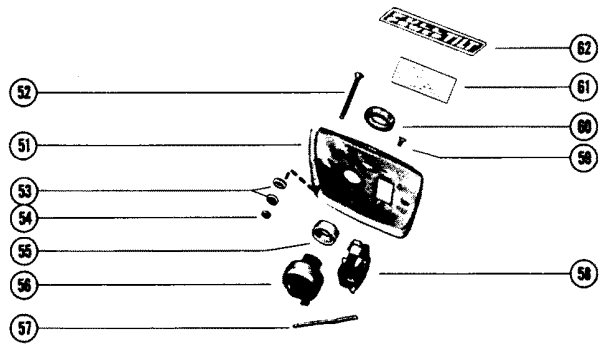


FULL POWER TILT (CONTROL PANEL AND LIFT HOSES)

REF. NO.	PART NO.	SYM.	QTY.	DESCRIPTION
-	46174A1		1,,	FULL POWER TILT (USE WITH MERCUISER L - SERIAL #1684188 AND UP SEE NOTE
-	46174A3		,1,	FULL POWER TILT (USE WITH MERCUISER L - SERIAL #1684187 AND BELOW SEE NOTE
-	46174A2		,,1	FULL POWER TILT (USE WITH MERCUISER LL- SERIAL #1602186 AND UP) SEE NOTE
-	45448A7		1,1,1	CONTROL PANEL ASSEMBLY
51	35978		1,1,1	PANEL, CONTROL
52	10-32866		2,2,2	SCREW, CONTROL PANEL TO DASHBOARD (2")
53	12-33110		2,2,2	WASHER, FIBER - CONTROL PANEL SCREW
54	11-20190		2,2,2	NUT, CONTROL PANEL SCREW
55	23-45773		1,1,1	SPACER, IGNITION SWITCH
56	30162		1,1,1	SWITCH, IGNITION - CONTROL PANEL (WITH KEY #30431)
57	45340		1,1,1	JUMPER WIRE, IGNITION SWITCH TO ROCKER SWITCH (RED - 2 1/2")
58	34959		1,1,1	SWITCH, ROCKER - CONTROL PANEL
59	10-32989		2,2,2	SCREW, ROCKER SWITCH TO CONTROL PANEL
60	37275		1,1,1	BEZEL, IGNITION SWITCH TO CONTROL PANEL
61	37-35408		1,1,1	DECAL CONTROL PANEL - INSTRUCTION
62	37-45889		1,1,1	DECAL CONTROL PANEL - "FULL POWER TILT"
63	45448		1,1,1	HARNESS, CONTROL
64	54-22875		3,3,3	CLAMP, CONTROL HARNESS ATTACHING
65	22789		3,3,3	"D" WASHER, CONTROL HARNESS CLAMP SCREW
66	12-20878		3,3,3	WASHER, CONTROL HARNESS CLAMP SCREW
67	10-33615		3,3,3	SCREW, WOOD - CONTROL HARNESS CLAMP TO BOAT
68	10-20644		3,3,3	SCREW, CONTROL HARNESS CLAMP TO BOAT
69	11-20645		3,3,3	NUT, CONTROL HARNESS CLAMP SCREW
70	45003		1,1,1	ADAPTOR, CONTROL HARNESS TO TERMINAL BLOCK
71	32-36169		1,1,	HOSE, CONNECTING - HYDRAULIC PUMP TO TEE (12")
72	22-37363		1,1,	TEE, CONNECTING HOSE TO LIFT HOSES
73	32-36167		2,2,	HOSE, LIFT - TEE TO TILT CYLINDER (72")
74	54-22875		5,5,	CLIP, LIFT HOSES TO TRANSOM (7/16")
	54-23567		,,3	CLIP, CONNECTING HOSES TO TRANSOM (9/16")
75	10-35401		5,5,	SCREW, LIFT AND CONNECTING HOSE CLIPS TO TRANSOM
	10-35401		,,3	SCREW, LIFT AND CONNECTING HOSE CLIPS TO TRANSOM
76	22789		5,5,	"D" WASHER, LIFT AND CONNECTING HOSE CLIPS SCREW
	22789		,,3	"D" WASHER, LIFT AND CONNECTING HOSE CLIPS SCREW
77	32-36169		,,2	HOSE, LIFT - HOSE BLOCK TO TILT CYLINDER (12")
78	32-36168		,,1	HOSE, CONNECTING - HYDRAULIC PUMP TO HOSE BLOCK (96")
79	23-35977		2,2,	GROMMET, LIFT HOSE
	23-36175		,,1	GROMMET, CONNECTING HOSE

CONTINUED ON NEXT PAGE ➡

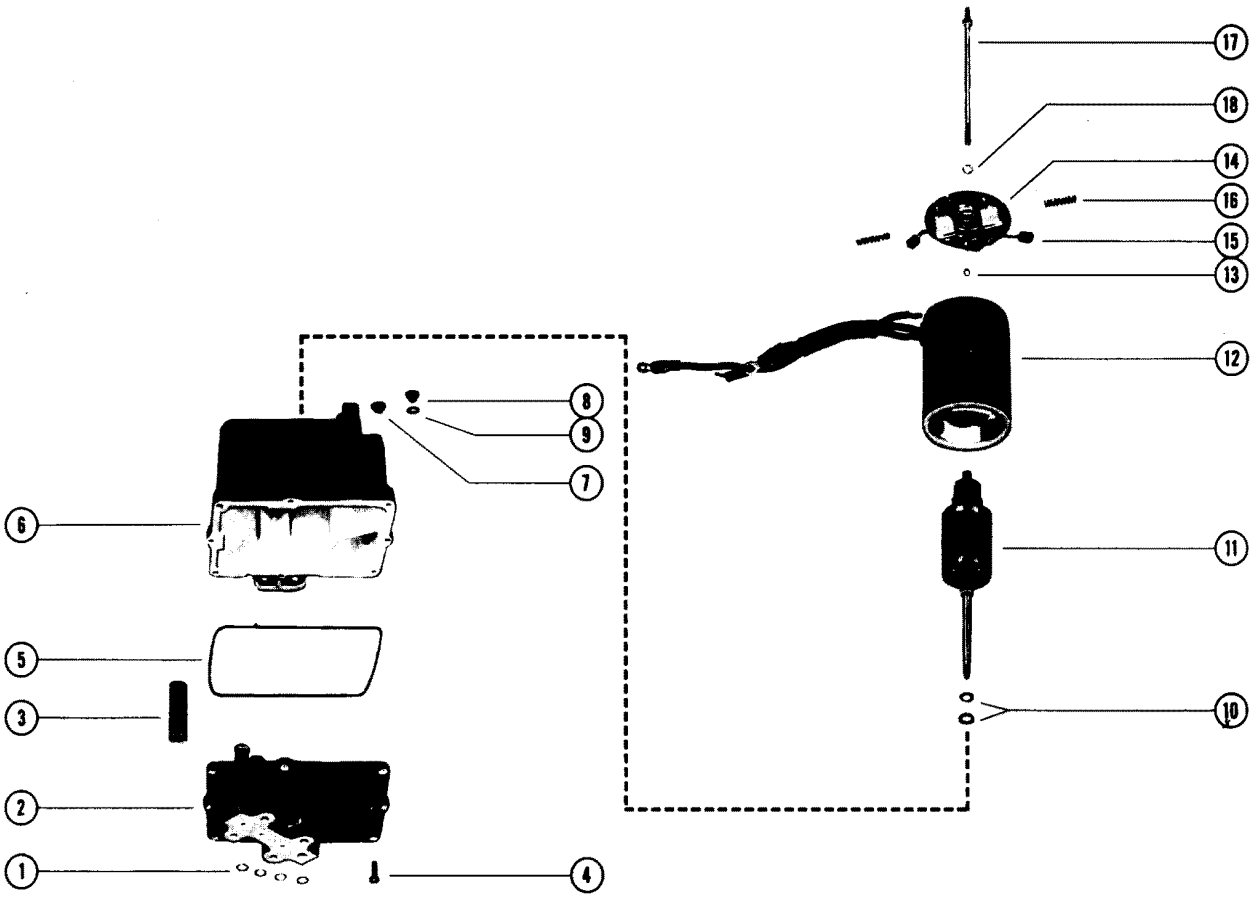
FULL POWER TILT (CONTROL PANEL AND LIFT HOSES)



FULL POWER TILT (CONTROL PANEL AND LIFT HOSES)

REF. NO.	PART NO.	SYM.	QTY.	DESCRIPTION
80	36142		,,1	BLOCK, HOSE - GIMBAL HOUSING
81	22-35268		,,1	PLUG, PIPE - HOSE BLOCK
82	10-36137		,,2	SCREW, HOSE BLOCK TO GIMBAL HOUSING (1")
83	11-35888		,,2	NUT, HOSE BLOCK SCREW
84	36081		2,2,	COVER, INLET- TRANSOM
	36135		,,1	COVER, INLET - TRANSOM
85	27-36079		2,2,	GASKET, INLET COVER
	27-36079		,,1	GASKET, INLET COVER
86	10-33684		4,4,	SCREW, INLET COVER TO TRANSOM (3")
	10-33684		,,2	SCREW, INLET COVER TO TRANSOM (3")
87	12-30971		4,4,	WASHER, INLET COVER SCREW
	12-30971		,,2	WASHER, INLET COVER SCREW
88	11-33825		4,4,	NUT, INLET COVER SCREW
	11-33825		,,2	NUT, INLET COVER SCREW
89	54-22740		2,2,	CLIP, LIFT HOSE TO TRANSOM
	54-32874		,,1	CLIP, LIFT HOSE TO TRANSOM
90	10-35401		2,2,	SCREW, WOOD - LIFT HOSE CLIP TO TRANSOM
	10-35401		,,1	SCREW, WOOD - LIFT HOSE CLIP TO TRANSOM
91	12-29245		2,2,	WASHER, LIFT HOSE CLIP SCREW
	12-29245		,,1	WASHER, LIFT HOSE CLIP SCREW
92	91-37681A1		,1,	WRENCH ASSEMBLY, SHOCK ABSORBER CAP
93	32979		1,1,1	BATTERY LEAD, POSITIVE
	32988		1,1,1	BATTERY LEAD, NEGATIVE
94	18-35017		,2,	COTTER PIN, HINGE PIN RETAINING - GIMBAL RING (2 1/2")
95	18-32521		,2,	COTTER PIN, SHOCK ABSORBER PIN RETAINING - GIMBAL RING (2 1/4")
96	23-36220		,2,	SPACER, SHOCK ABSORBER
97	36222A1		,1,	BELLOWS ASSEMBLY, UNIVERSAL JOINT
98	92-36340-1		,1,	ADHESIVE, UNIVERSAL JOINT BELLOWS
99	32589A1		,1,	ARM ASSEMBLY, REVERSE HOOK - DRIVE SHAFT HOUSING
100	32520		,2,	HOOK, REVERSE
101	24-33761		,2,	SPRING, TENSION - REVERSE HOOK TO REVERSE HOOK ARM
102	10-32527		,1,	SCREW, REVERSE HOOKS TO REVERSE HOOK ARM
103	12-29245		,4,	WASHER, REVERSE HOOKS SCREW
104	11-33825		,1,	NUT, REVERSE HOOKS SCREW
105	32588A1		,1,	STOP ASSEMBLY, REVERSE HOOK

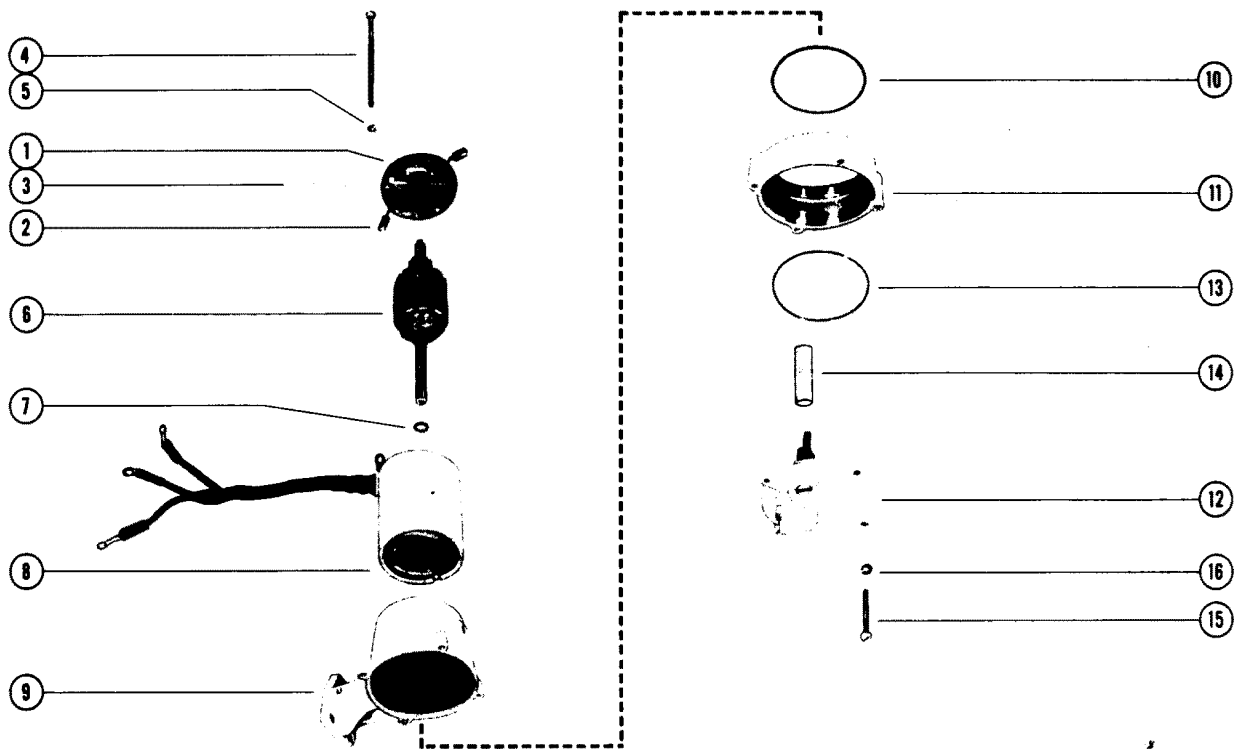
HYDRAULIC PUMP ASSEMBLY



HYDRAULIC PUMP ASSEMBLY

REF. NO.	PART NO.	SYM.	QTY.	DESCRIPTION
-	46056A6		1	HYDRAULIC PUMP ASSEMBLY, COMPLETE
1	25-26834		4	"O" RING, HYDRAULIC PUMP
2	392-3360		1	VALVE BODY AND GEAR ASSEMBLY
3	392-2618		2	CAN, VALVE BODY
4	10-20411		8	SCREW, VALVE BODY TO RESERVIOR
5	392-2937		1	SEAL, RESERVIOR TO VALVE BODY AND GEAR
6	392-2939		1	RESERVIOR ASSEMBLY
7	10-38257		1	SCREW, VENT - HYDRAULIC PUMP
8	10-28634		1	SCREW, FILLER - HYDRAULIC PUMP
9	12-20260		1	WASHER, SEALING- FILLER SCREW
10	392-2623		AR	WASHER, THRUST- ARMATURE
11	392-2943		1	ARMATURE, FIELD AND FRAME
12	392-2942		1	FIELD AND FRAME ASSEMBLY
13	392-2944		1	BALL, COMMUTATOR END PLATE
14	392-2940		1	PLATE ASSEMBLY, COMMUTATOR END
15	392-2941		1	BRUSH SET, COMMUTATOR END PLATE
16	392-2529		1	SPRING SET, BRUSH TENSION
17	392-2938		1	BOLT SET, THRU - PLATE AND FRAME TO RESERVIOR
18	13-26996		2	LOCKWASHER, THRU BOLT

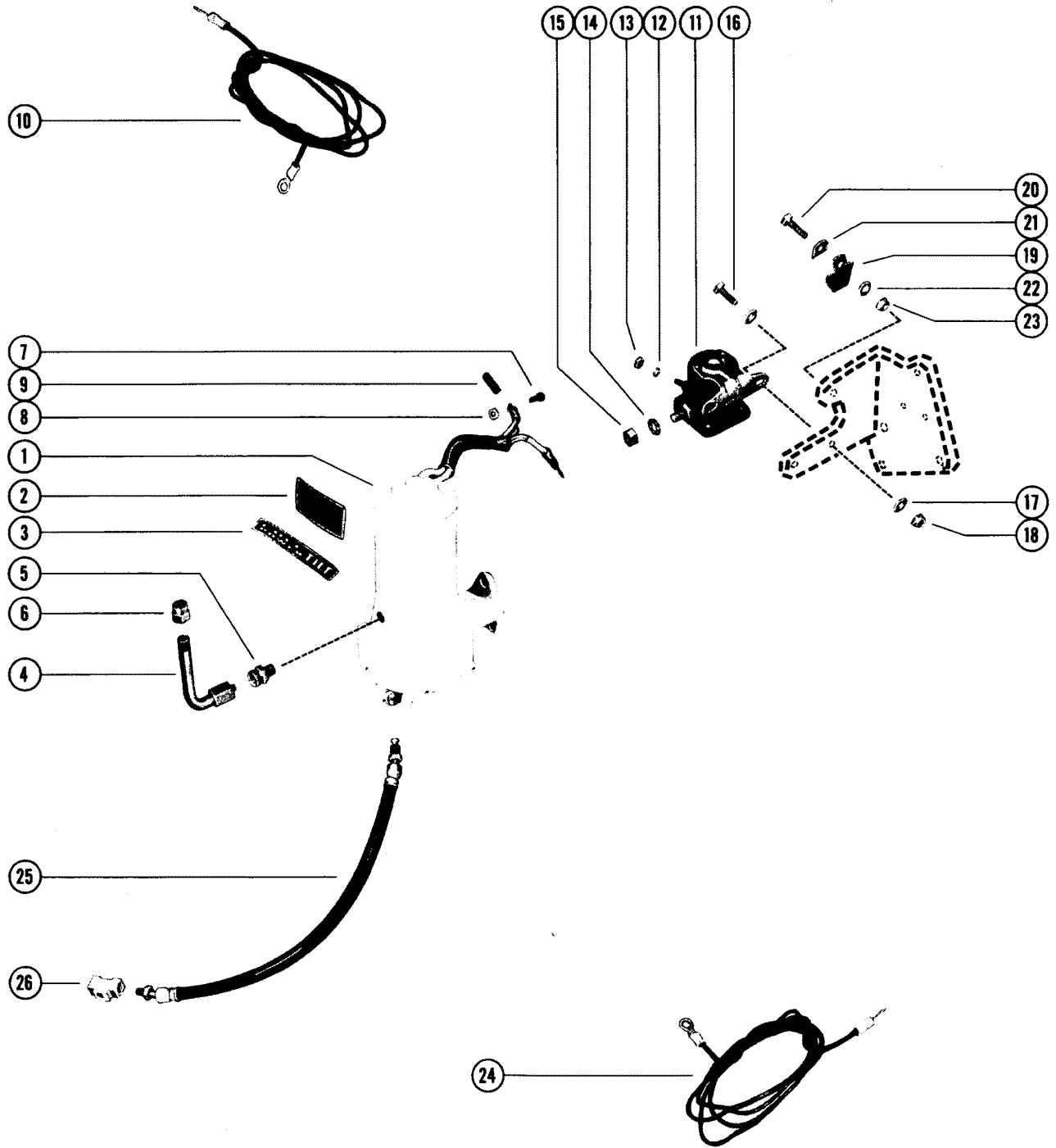
HYDRAULIC PUMP ASSEMBLY, COMPLETE



HYDRAULIC PUMP ASSEMBLY, COMPLETE

REF. NO.	PART NO.	SYM.	QTY.	DESCRIPTION
-	36574A4		1	HYDRAULIC PUMP ASSEMBLY, COMPLETE
1	392-2531		1	PLATE ASSEMBLY, COMMUTATOR END
2	392-2532		1	BRUSH SET, COMMUTATOR END PLATE
3	392-2529		1	SPRING SET, BRUSH TENSION
4	392-2622		1	BOLT SET, THRU - PLATE TO RESERVOIR (3 7/8")
5	13-26996		2	LOCKWASHER, PLATE THRU BOLT
6	392-2527		1	ARMATURE, FIELD AND FRAME
7	392-2623		AR	WASHER, THRUST - ARMATURE
8	392-2533		1	FIELD AND FRAME ASSEMBLY
9	392-2530		1	RESERVOIR ASSEMBLY
10	392-2525		1	" O" RING, RE SERVOIR
11	37237		1	SPACER, RESERVOIR
12	392-2526		1	VALVE BODY AND GEAR ASSEMBLY
13	392-2525		1	" O" RING, VALVE BODY
14	392-2618		2	CAN, VALVE BODY
15	10-25207		4	SCREW, VALVE BODY TO RESERVOIR
16	13-26996		4	LOCKWASHER, VALVE BODY SCREW

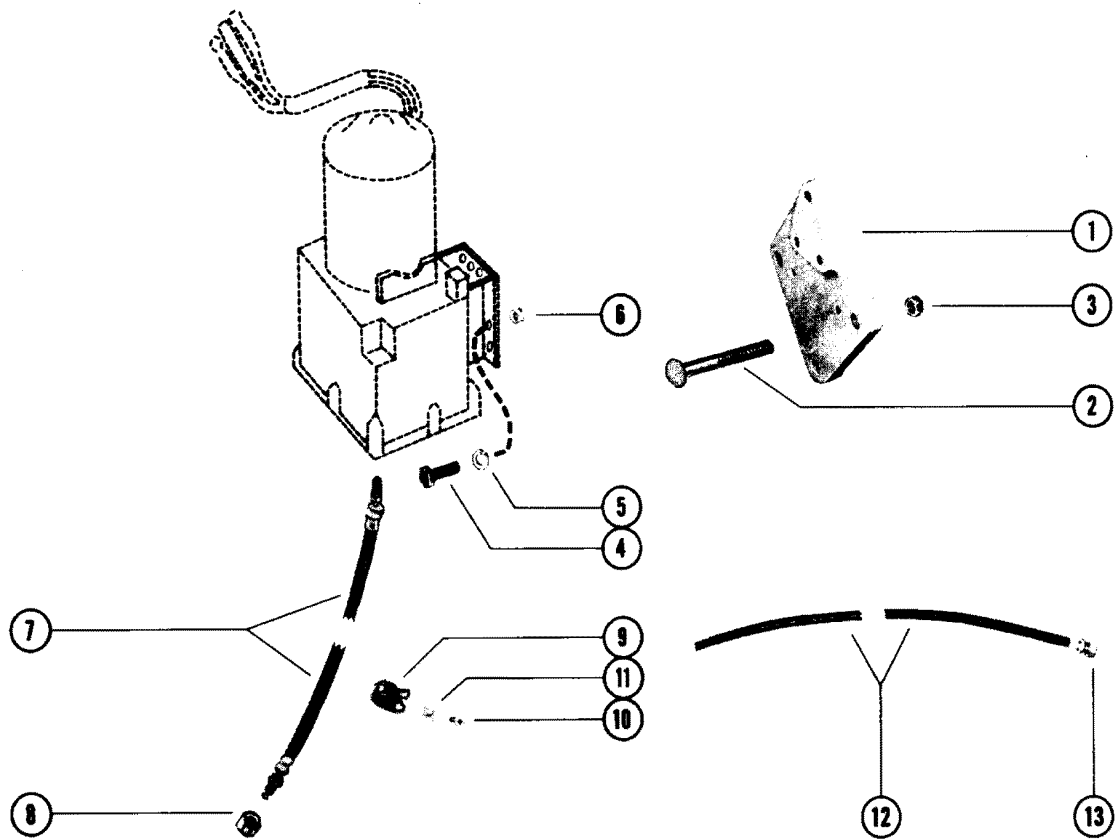
HYDRAULIC PUMP CONVERSION KIT



HYDRAULIC PUMP CONVERSION KIT

REF. NO.	PART NO.	SYM.	QTY.	DESCRIPTION
-	36574A3		1	HYDRAULIC PUMP CONVERSION KIT (SEE NOTE 1)
1	36574A4		1	HYDRAULIC PUMP ASSEMBLY, HIGH PRESSURE
2	37-37613		1	DECAL, HYDRAULIC PUMP - OIL INSTRUCTIONS
3	37-36035		1	DECAL, HYDRAULIC PUMP
4	32-37264A1		1	TUBE ASSEMBLY, VENT - HYDRAULIC PUMP
5	22-37364		1	CONNECTOR, VENT TUBE TO HYDRAULIC PUMP
6	37255		1	CAP, VENT TUBE
7	10-24231		1	SCREW, HYDRAULIC PUMP HARNESS S S
8	11-20645		1	NUT, HYDRAULIC PUMP HARNESS SCREW
9	23-32914		1	SLEEVE, HYDRAULIC PUMP HARNESS
10	37453		1	JUMPER WIRE, SOLENOID TO TERMINAL BLOCK (BLUE-72")
	37454		1	JUMPER WIRE, SOLENOID TO TERMINAL BLOCK (RED-72")
	37455		1	JUMPER WIRE, SOLENOID TO TERMINAL BLOCK (GREEN-72")
11	25661		1	STARTER SOLENOID
12	13-26996		2	LOCKWASHER, STARTER SOLENOID TERMINAL (#10)
13	11-20645		2	NUT, STARTER SOLENOID TERMINAL (#10)
14	13-26993		2	LOCKWASHER, STARTER SOLENOID TERMINAL (5/16)
15	11-20083		2	NUT, STARTER SOLENOID TERMINAL (5/16)
16	10-22956		2	SCREW, STARTER SOLENOID TO MOUNTING BRACKET (7/8")
17	12-20533		2	WASHER, STARTER SOLENOID SCREW
18	11-20586		2	NUT, STARTER SOLENOID SCREW
19	54-37282		1	CLAMP, HYDRAULIC PUMP HARNESS
20	10-22956		1	SCREW, CLAMP TO HYDRAULIC PUMP (7/8")
21	37281		1	"D" WASHER, CLAMP SCREW
22	12-20533		1	WASHER, CLAMP SCREW
23	11-20586		1	NUT, CLAMP SCREW
24	32988		1	BATTERY LEAD, NEGATIVE (BLACK)
	32979		1	BATTERY LEAD, POSITIVE (RED)
25	32-36169A1		1	HOSE ASSEMBLY, HYDRAULIC PUMP (SEE NOTE 2)
26	22-37363		1	TEE, HYDRAULIC PUMP HOSE


REMOTE HYDRAULIC PUMP MOUNTING KIT



REMOTE HYDRAULIC PUMP MOUNTING KIT

REF. NO.	PART NO.	SYM.	QTY.	DESCRIPTION
-	38408A1		1,,,,	REMOTE HYDRAULIC PUMP MOUNTING KIT(SEE NOTE #L)
-	38408A2		,1,,,	REMOTE HYDRAULIC PUMP MOUNTING KIT (SEE NOTE #2)
-	38408A3		,,1,,	REMOTE HYDRAULIC PUMP MOUNTING KIT(SEE NOTE #3)
-	46306A1		,,,1,	REMOTE HYDRAULIC PUMP MOUNTING KIT(SEE NOTE #4)
-	38408A4		,,,1,	REMOTE HYDRAULIC PUMP MOUNTING KIT(SEE NOTE #5)
1	37252		1,,,,	BRACKET, MOUNTING - HYDRAULIC PUMP
	46166		,1,1,,1	BRACKET, MOUNTING - HYDRAULIC PUMP
	46306		,,,1,	BRACKET, MOUNTING - HYDRAULIC PUMP (NOT AS SHOWN)
2	10-35263		3,3,3,,3	BOLT, MOUNTING BRACKET TO TRANSOM (3 1/2")
3	11-35304		3,3,3,,3	NUT, MOUNTING BRACKET BOLT
4	10-25038		3,,,,	SCREW, HYDRAULIC PUMP TO BRACKET (7/8")
	10-21962		,3,3,,3	SCREW, HYDRAULIC PUMP TO BRACKET (1 1/2")
	10-26066		,,,3,	SCREW, HYDRAULIC PUMP TO BRACKET (1 1/4")
5	13-26993		3,,,,	LOCKWASHER, HYDRAULIC PUMP SCREW
	12-20546		,3,3,3,3	WASHER, HYDRAULIC PUMP SCREW
6	11-35814		,3,3,3,3	NUT, HYDRAULIC PUMP SCREW
7	32-38401		1,1,,,1	HOSE, EXTENSION - HYDRAULIC PUMP TO LIFT HOSE
	32-38401		,,2,,	HOSE, EXTENSION - HYDRAULIC PUMP TO LIFT HOSE
8	22-38402		1,1,,,	UNION, LIFT HOSE TO EXTENSION HOSE
	22-38402		,,2,,2	UNION, LIFT HOSE TO EXTENSION HOSE
9	54-22875		3,,,,	CLIP, EXTENSION HOSE
	54-22740		,3,,,	CLIP, EXTENSION HOSE
	54-22740		,,6,,6	CLIP, EXTENSION HOSE
10	10-35401		3,3,,,	SCREW, WOOD - EXTENSION HOSE CLIP TO TRANSOM
	10-35401		,,6,,6	SCREW, WOOD - EXTENSION HOSE CLIP TO TRANSOM
11	22789		3,3,,,	"D" WASHER, EXTENSION HOSE CLIP SCREW
	22789		,,6,,6	"D" WASHER, EXTENSION HOSE CLIP SCREW
12	32-52951A1		,,,1	TUBING, HYDRAULIC (72")
13	22-49718		,,,2	NUT, HYDRAULIC TUBING

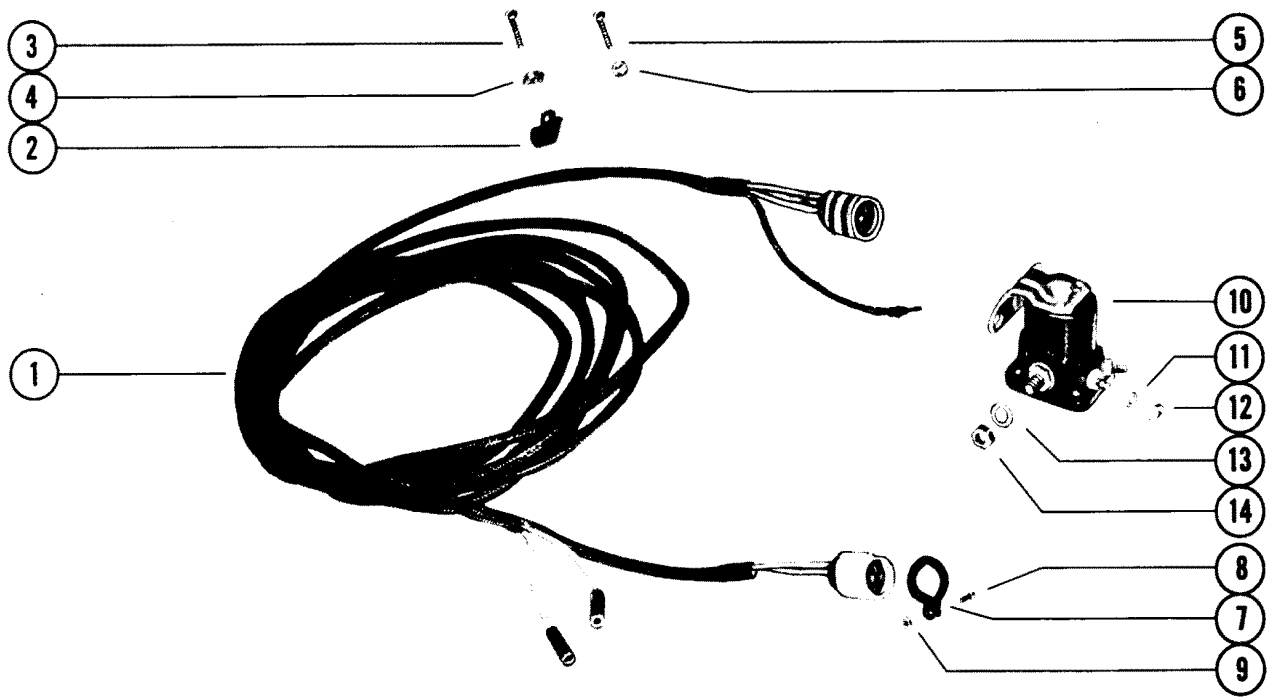
FULL POWER TILT EXTENSION KIT



FULL POWER TILT EXTENSION KIT

REF. NO.	PART NO.	SYM.	QTY.	DESCRIPTION
-	37971A1		1	FULL POWER TILT EXTENSION KIT(SEE NOTE)
1	37251		1	WIRING HARNESS (25)
2	54-22875		3	CLIP, WIRING HARNESS TO BOAT
3	10-33615		3	SCREW, WIRING HARNESS CLIP TO BOAT (1")
4	22789		3	"D" WASHER, WIRING HARNESS CLIP SCREW
5	23759		1	TERMINAL, HYDRAULIC PUMP LEAD (5/16")
6	22924		6	TERMINAL, WIRING HARNESS (#10)
7	23-37961		7	SLEEVE, TERMINAL ENDS
8	35009		1	TERMINAL BLOCK, WIRING HARNESS LEADS
9	10-28739		10	SCREW, WIRING HARNESS LEADS TO TERMINAL BLOCK
10	10-34334		2	SCREW, TERMINAL BLOCK FASTENING (3/4")
11	37958		1	JUMPER WIRE, SOLENOID TO SOLENOID (RED - 12")
12	37959		1	JUMPER WIRE, SOLENOID TO SOLENOID (BLACK - 12")
13	25661		1	STARTER SOLENOID
14	13-26993		2	LOCKWASHER, STARTER SOLENOID TERMINAL (5/16")
15	11-20083		2	NUT, STARTER SOLENOID TERMINAL (5/ 16- 24)
16	13-26996		2	LOCKWASHER, STARTER SOLENOID TERMINAL (#10)
17	11-20645		2	NUT, STARTER SOLENOID TERMINAL (#10- 32)

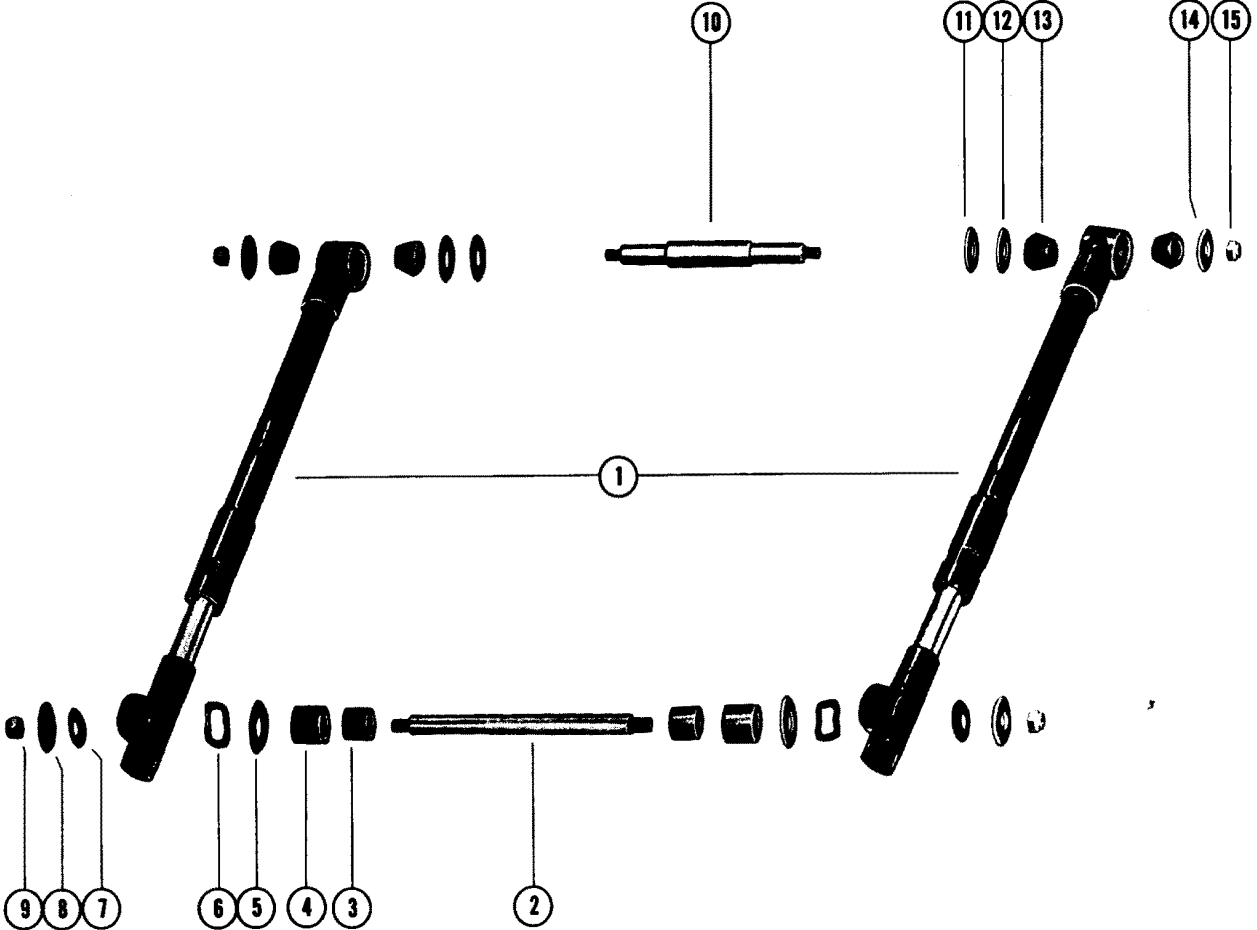
FULL POWER TILT AND TRIM EXTENSION KIT



FULL POWER TILT AND TRIM EXTENSION KIT

REF. NO.	PART NO.	SYM.	QTY.	DESCRIPTION
1	46776A1		1,,,	FULL POWER TILT EXTENSION KIT (20) SEE NOTE
	46838A1		,1,,	FULL POWER TRIM EXTENSION KIT (10) SEE NOTE
	46838A2		,,1,	FULL POWER TRIM EXTENSION KIT (20) SEE NOTE
	46838A3		,,,1	FULL POWER TRIM EXTENSION KIT (25) SEE NOTE
2	54-22740		6,6,6,	CLAMP, EXTENSION WIRING HARNESS TO BOAT
3	10-33615		6,6,6,	SCREW, WOOD - EXTENSION HARNESS CLAMP TO BOAT (1")
4	22789		6,6,6,	"D" WASHER, EXTENSION HARNESS CLAMP
5	10-20644		6,6,6,	SCREW, EXTENSION WIRING HARNESS CLAMP TO BOAT (1")
6	11-20645		6,6,6,	NUT, EXTENSION WIRING HARNESS CLAMP SCREW
7	54-46770		1,1,1,1	CLAMP, EXTENSION WIRING HARNESS TO PUMP
8	10-29227		1,1,1,1	SCREW, EXTENSION WIRING HARNESS CLAMP (1/2")
9	11-26768		1,1,1,1	NUT, EXTENSION WIRING HARNESS CLAMP SCREW
10	25661		,,1,1	STARTER SOLENOID
11	13-26996		,,2,2	LOCKWASHER, STARTER SOLENOID TERMINAL (#10)
12	11-20645		,,2,2	NUT, STARTER SOLENOID TERMINAL (10-32)
13	13-26993		,,2,2	LOCKWASHER, STARTER SOLENOID TERMINAL (5/16)
14	11-20083		,,2,2	NUT, STARTER SOLENOID TERMINAL (5/16-24)

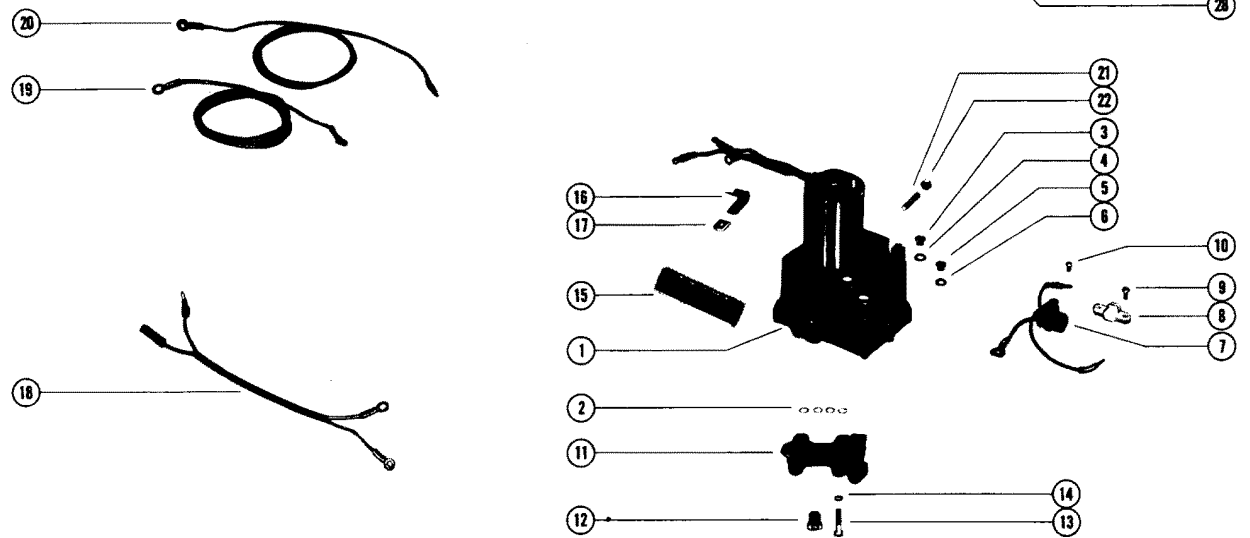
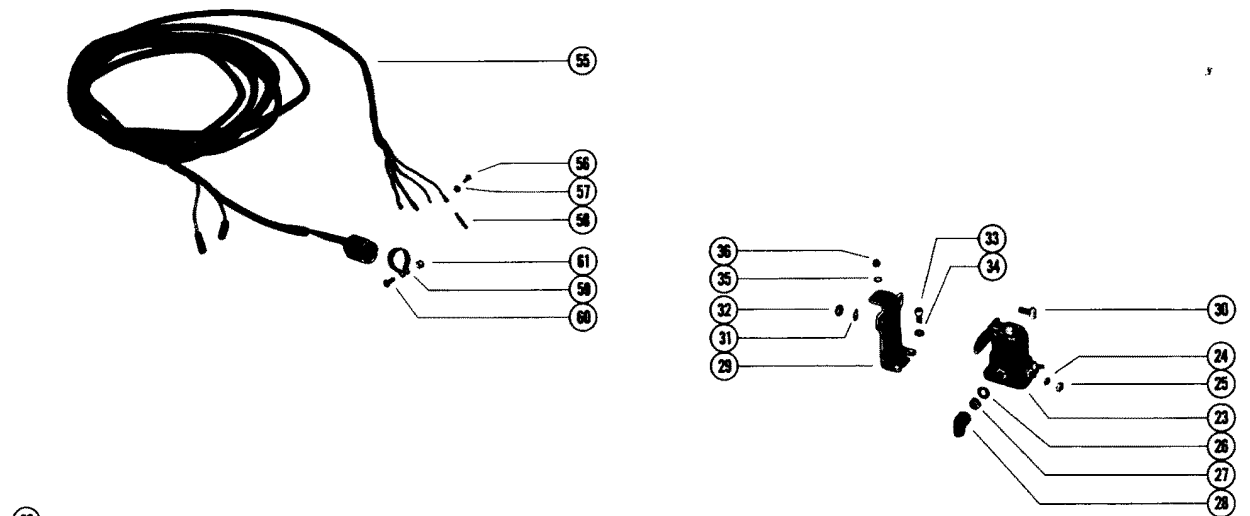
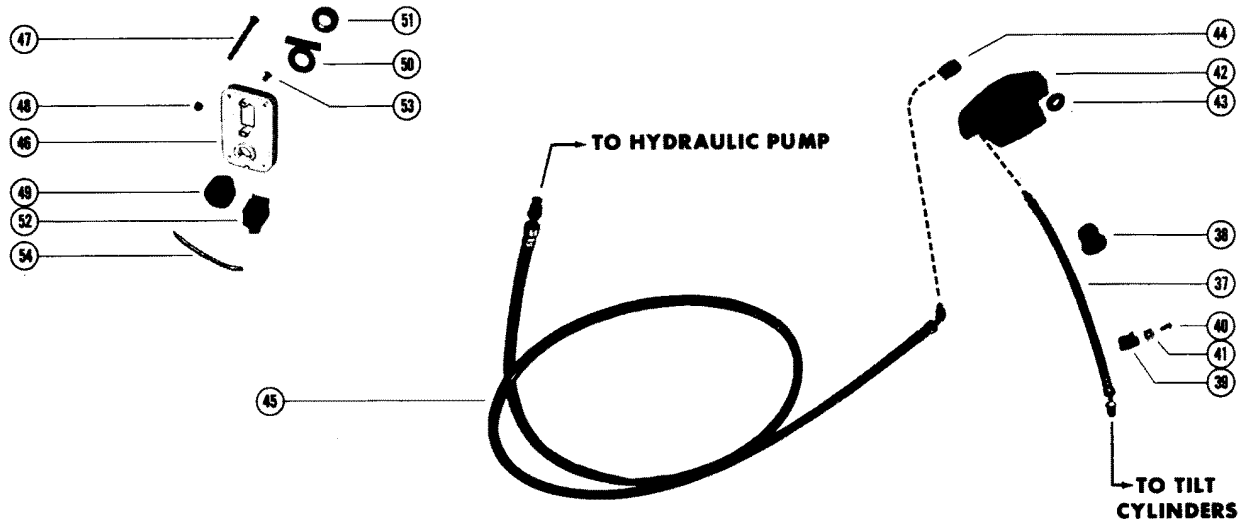
TILT CYLINDER ASSEMBLY



TILT CYLINDER ASSEMBLY

REF. NO.	PART NO.	SYM.	QTY.	DESCRIPTION
-	45348A1		1	TILT CYLINDER ASSEMBLY, COMPLETE (MARINE 60 AND 80)
1	45375A1		2	TILT CYLINDER ASSEMBLY
2	17-39641		1	PIN, ANCHOR - TILT CYLINDER TO DRIVE SHAFT HOUSING
3	23-39639		2	SLEEVE, TILT CYLINDER ANCHOR PIN
4	23-39638		2	SLEEVE, RUBBER - TILT CYLINDER ANCHOR PIN
5	12-39637		2	WASHER, TILT CYLINDER ANCHOR PIN
6	13-37642		2	WASHER, WAVE - TILT CYLINDER ANCHOR PIN
7	12-39782		2	WASHER, RUBBER - TILT CYLINDER ANCHOR PIN
8	12-29395		2	WASHER, TILT CYLINDER ANCHOR PIN
9	11-34932		2	NUT, TILT CYLINDER ANCHOR PIN
10	17-39640		1	PIN, ANCHOR - TILT CYLINDER TO GIMBAL HOUSING
11	12-39636		2	WASHER, TILT CYLINDER ANCHOR PIN
12	12-36041		2	WASHER, TILT CYLINDER ANCHOR PIN
13	23-35278		4	BUSHING, TAPERED - TILT CYLINDER ANCHOR PIN
14	12-36042		2	WASHER, TILT CYLINDER ANCHOR PIN
15	11-35814		2	NUT, TILT CYLINDER ANCHOR PIN

FULL POWER TILT ASSEMBLY

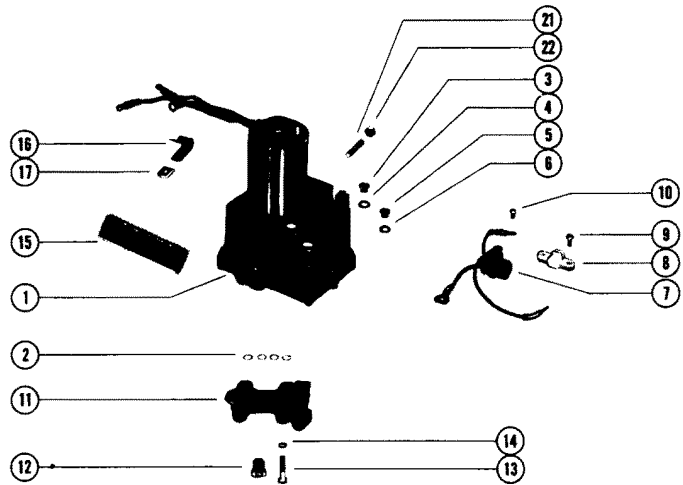


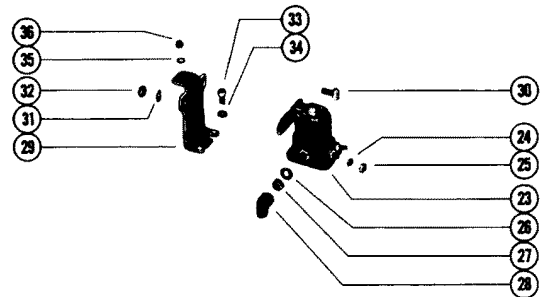
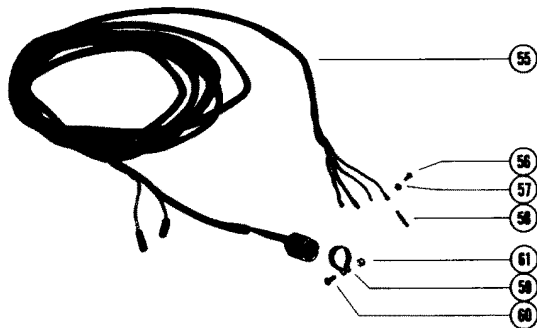
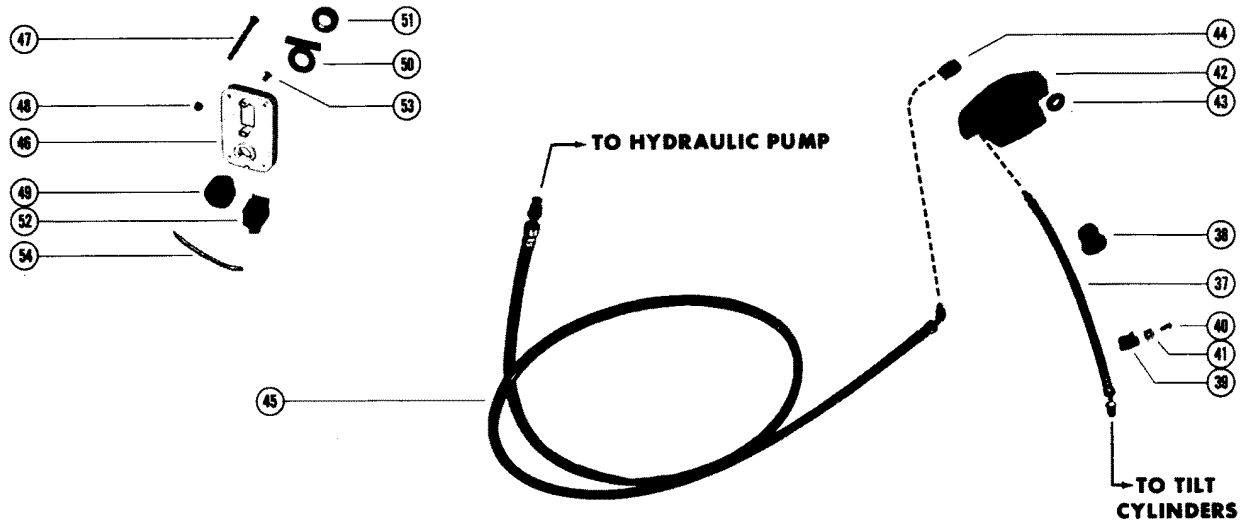


FULL POWER TILT ASSEMBLY

REF. NO.	PART NO.	SYM.	QTY.	DESCRIPTION
-	45347A1		1	FULL POWER TILT ASSEMBLY(MARINE 60 AND 80)
1	45060A7		1	HYDRAULIC PUMP ASSEMBLY
2	25-26834		4	"O" RING, HYDRAULIC PUMP TO CONTROL VALVE
3	10-46918		1	SCREW, VENT - HYDRAULIC PUMP
4	13-46917		1	LOCKWASHER, HYDRAULIC PUMP VENT SCREW
5	10-28634		1	SCREW, FILLER - HYDRAULIC PUMP
6	12-20260		1	WASHER, SEALING - HYDRAULIC PUMP FILLER SCREW
7	45325		1	CONNECTOR AND HARNESS
8	45559		1	TERMINAL BLOCK, HYDRAULIC PUMP
9	10-28192		2	SCREW, TERMINAL BLOCK TO HYDRAULIC PUMP (1/2")
10	10-30663		2	SCREW, HARNESS LEADS TO TERMINAL BLOCK (3/8")
11	45382A1		1	CONTROL VALVE ASSEMBLY
-	25-26834		4	"O" RING, HYDRAULIC PUMP TO CONTROL VALVE (SAME AS REFERENCE #2)
12	22-38609		1	PLUG, CONTROL VALVE (3/8-24")
13	10-21091		4	SCREW, CONTROL VALVE TO HYDRAULIC PUMP (1 1/8")
14	13-26992		4	LOCKWASHER, CONTROL VALVE SCREW
15	38-45372		1	DECAL, OIL INSTRUCTIONS - HYDRAULIC PUMP
16	54-37282		1	CLAMP, HYDRAULIC PUMP HARNESS
17	37281		1	"D WASHER, HYDRAULIC PUMP HARNESS CLAMP
18	45003		1	ADAPTOR, CONTROL HARNESS TO TERMINAL BLOCK
19	32979		1	BATTERY LEAD (POSITIVE)
20	32988		1	BATTERY LEAD (NEGATIVE)
-	10-20639		3	SCREW, HYDRAULIC PUMP TO TRANSOM PLATE (MARINE 60 ONLY)
21	16-21831		3	STUD, HYDRAULIC PUMP TO TRANSOM PLATE (MARINE 80 ONLY)
22	11-21528		3	NUT, HYDRAULIC PUMP MOUNTING SCREW OR STUD
23	25661		1	STARTER SOLENOID
24	13-26996		2	LOCKWASHER, STARTER SOLENOID TERMINAL (#10)
25	11-20645		2	NUT, STARTER SOLENOID TERMINAL (#10)
26	13-26993		2	LOCKWASHER, STARTER SOLENOID TERMINAL (5/16")
27	11-20083		2	NUT, STARTER SOLENOID TERMINAL (5/16")
28	46265		2	BOOT, RUBBER - STARTER SOLENOID TERMINAL
29	45321		1	BRACKET, MOUNTING- STARTER SOLENOID
30	10-34290		2	SCREW, STARTER SOLENOID TO MOUNTING BRACKET (5/8")
31	13-26992		2	LOCKWASHER, STARTER SOLENOID SCREW
32	11-21825		2	NUT, STARTER SOLENOID SCREW
33	10-21140		2	SCREW, MOUNTING BRACKET TO HYDRAULIC PUMP (1/2")
34	13-26992		2	LOCKWASHER, MOUNTING BRACKET SCREW
35	13-27660		1	LOCKWASHER, HYDRAULIC PUMP THRU BOLT
36	11-20645		1	NUT, MOUNTING BRACKET TO HYDRAULIC PUMP THRU BOLT

CONTINUED ON NEXT PAGE ➡

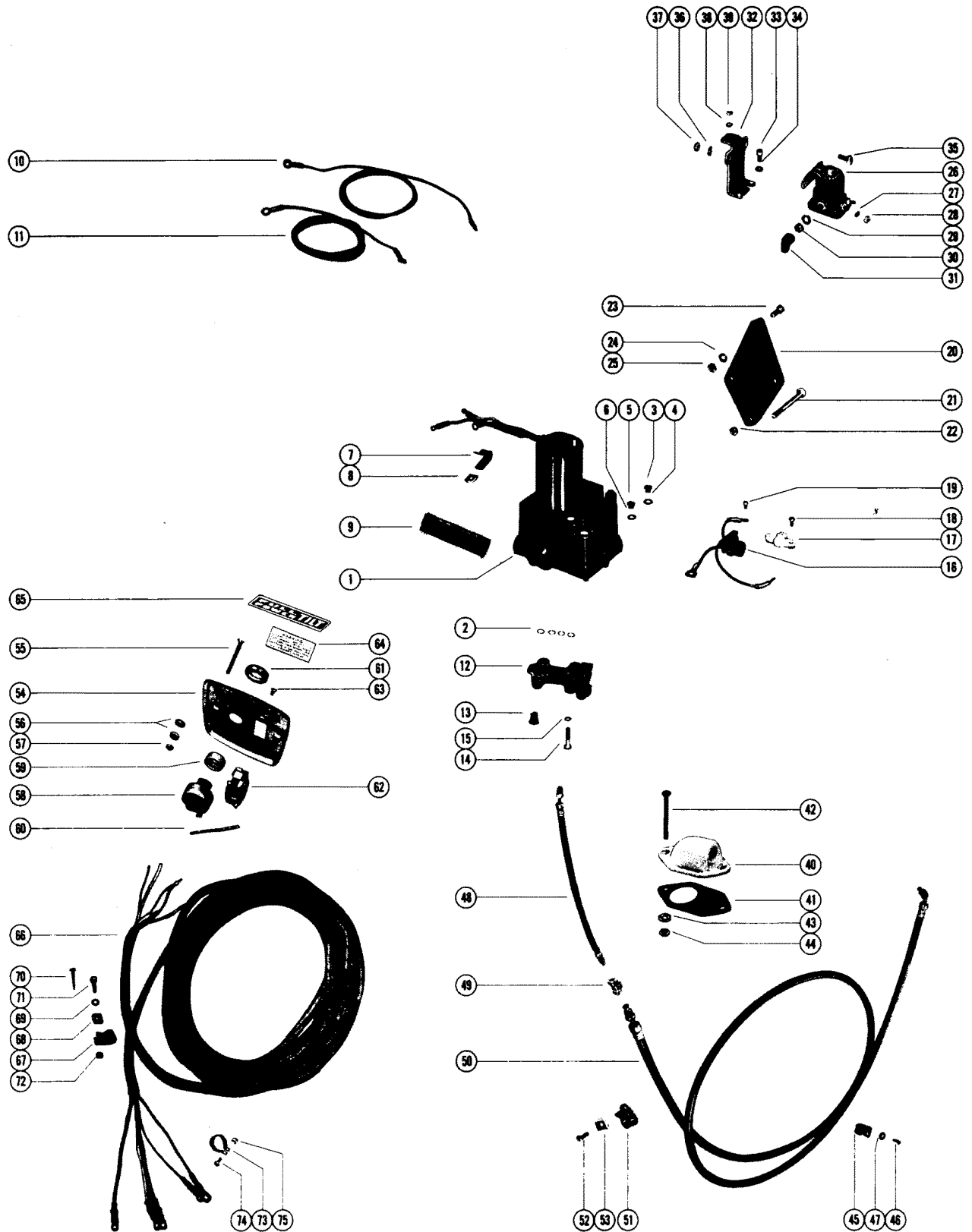
FULL POWER TILT ASSEMBLY



FULL POWER TILT ASSEMBLY

REF. NO.	PART NO.	SYM.	QTY.	DESCRIPTION
37	32-38755		2	HOSE, HYDRAULIC - ELBOW TO TILT CYLINDERS (25 3/4")
38	23-35977		2	GROMMET, HYDRAULIC HOSE
39	54-22627		2	CLIP, LIFT HOSES TO TRANSOM (1/2")
40	10-35401		2	SCREW, LIFT HOSE CLIP TO TRANSOM (#10)
41	22789		2	"D" WASHER, LIFT HOSE CLIP SCREW
42	38751		1	COVER, INLET (EARLY STYLE)
	49200A2		1	COVER ASSEMBLY, INLET LATE STYLE
43	12-49199		2	WASHER, INLET COVER; LATE STYLE
44	22-38752		1	ELBOW, CONNECTING HOSE TO TILT CYLINDERS
45	32-38754		1	HOSE, HYDRAULIC - ELBOW TO HYDRAULIC PUMP (40")
-	45448A3		1	CONTROL PANEL ASSEMBLY
46	38705		1	PANEL, CONTROL
47	10-32866		4	SCREW, CONTROL PANEL TO DASHBOARD (2")
48	11-20190		4	NUT, CONTROL PANEL SCREW
49	52336		1	SWITCH, IGNITION - CONTROL PANEL (WITH KEY #30431)
50	38-38706		1	INSERT, IGNITION SWITCH BEZEL
51	32861		1	BEZEL, IGNITION SWITCH TO CONTROL PANEL
52	45002		1	SWITCH, ROCKER - CONTROL PANEL
53	10-38792		2	SCREW, ROCKER SWITCH TO CONTROL PANEL
54	45340		1	JUMPER WIRE, IGNITION SWITCH TO ROCKER SWITCH (RED - 2 1/2")
55	45448		1	HARNESS, CONTROL
56	10-24231		1	SCREW, TILT SWITCH LEAD TO WIRING HARNESS LEAD
57	11-20645		1	NUT, TILT SWITCH LEAD TO WIRING HARNESS LEAD SCREW
58	23-32914		1	SLEEVE, NEOPRENE - TILT SWITCH LEAD
59	54-46770		1	CLAMP, WIRING HARNESS
60	10-29227		1	SCREW, WIRING HARNESS CLAMP
61	11-34388		1	NUT, WIRING HARNESS CLAMP SCREW

POWER TILT CONVERSION KIT

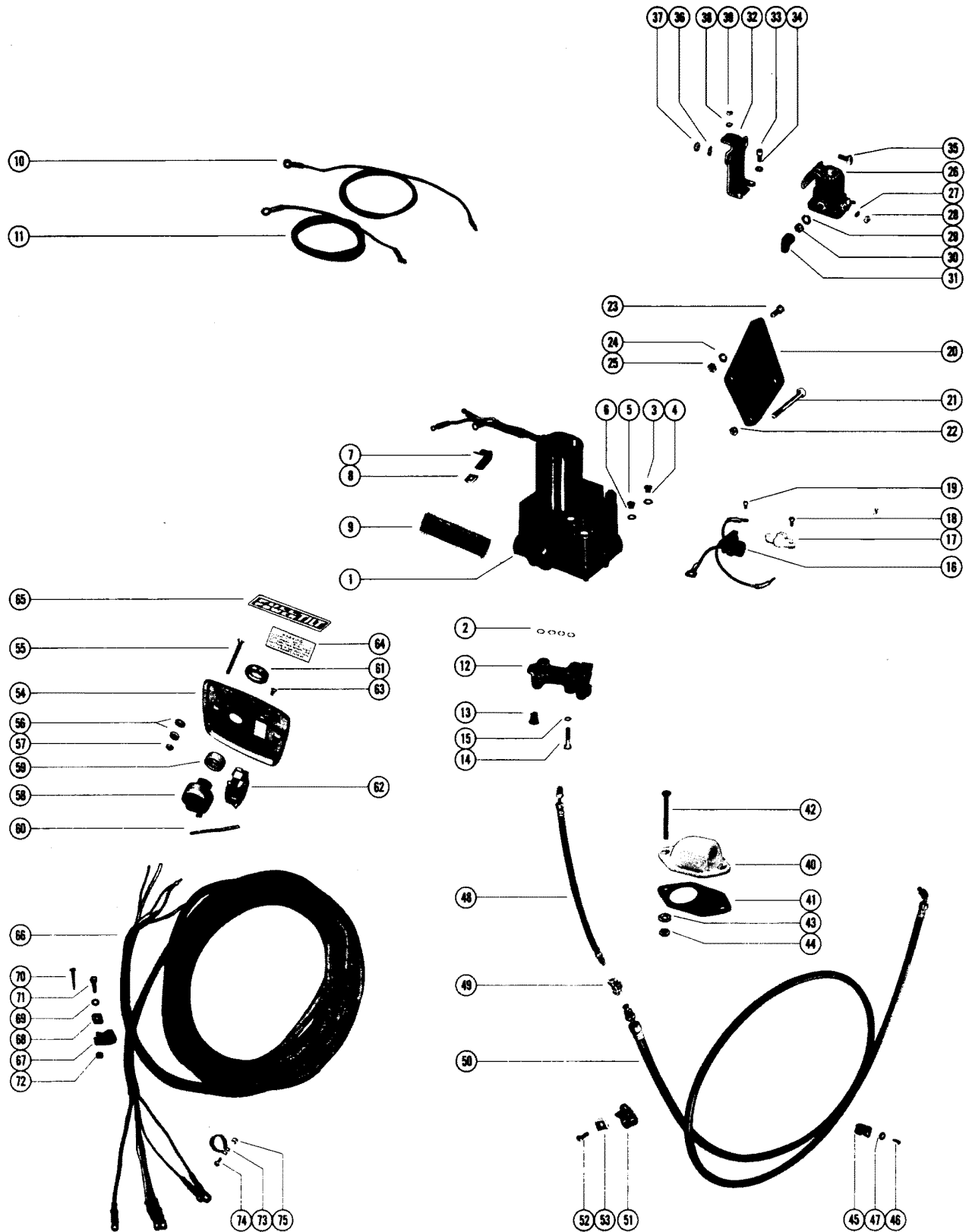


POWER TILT CONVERSION KIT

REF. NO.	PART NO.	SYM.	QTY.	DESCRIPTION
-	46769A1		1	CONVERSION ASSEMBLY, COMPLETE (SEE NOTE)
1	45060A7		1	HYDRAULIC PUMP ASSEMBLY
2	25-26834		4	"O" RING, HYDRAULIC PUMP TO CONTROL VALVE
3	10-28634		1	SCREW, FILLER - HYDRAULIC PUMP
4	12-20260		1	WASHER, SEALING - HYDRAULIC PUMP FILLER SCREW
5	10-46918		1	SCREW, VENT - HYDRAULIC PUMP
6	13-46917		1	LOCKWASHER, VENT SCREW
7	54-37282		1	CLAMP, HYDRAULIC PUMP HARNESS
8	37281		1	"D" WASHER, HYDRAULIC PUMP HARNESS CLAMP
9	38-45372		1	DECAL, INSTRUCTION - HYDRAULIC PUMP
10	32979		1	BATTERY LEAD (POSITIVE)
11	32988		1	BATTERY LEAD (NEGATIVE)
12	45382A1		1	CONTROL VALVE ASSEMBLY
-	25-26834		4	"O" RING, HYDRAULIC PUMP TO CONTROL VALVE
13	22-38609		1	PLUG, CONTROL VALVE (3/8-24")
14	10-21091		4	SCREW, CONTROL VALVE TO HYDRAULIC PUMP (1 1/8")
15	13-26992		4	LOCKWASHER, CONTROL VALVE SCREW
16	45325		1	CONNECTOR AND HARNESS
17	45559		1	TERMINAL BLOCK, HYDRAULIC PUMP
18	10-28192		2	SCREW, TERMINAL BLOCK TO HYDRAULIC PUMP (1/2")
19	10-30663		2	SCREW, HARNESS LEADS TO TERMINAL BLOCK (3/8")
20	46166		1	BRACKET, MOUNTING - HYDRAULIC PUMP TO BOAT
21	10-35263		3	BOLT, HYDRAULIC PUMP BRACKET TO BOAT (3 1/2")
22	11-35304		3	NUT, HYDRAULIC PUMP BOLT
23	10-21962		3	SCREW, MOUNTING BRACKET TO HYDRAULIC PUMP (1")
24	12-20546		3	WASHER, MOUNTING BRACKET SCREW
25	11-21528		3	NUT, MOUNTING BRACKET SCREW
-	23-46047		3	SPACER, HYDRAULIC PUMP SCREW
26	25661		1	STARTER SOLENOID
27	13-26996		2	LOCKWASHER, STARTER SOLENOID TERMINAL (#10)
28	11-20645		2	NUT, STARTER SOLENOID TERMINAL (#10)
29	13-26993		2	LOCKWASHER, STARTER SOLENOID TERMINAL (5/16")
30	11-20083		2	NUT, STARTER SOLENOID TERMINAL (5/16")
31	46265		2	BOOT, RUBBER - STARTER SOLENOID TERMINAL
32	45321		1	BRACKET, MOUNTING- STARTER SOLENOID
33	10-21140		2	SCREW, MOUNTING BRACKET TO HYDRAULIC PUMP (1/2")
34	13-26992		2	LOCKWASHER, MOUNTING BRACKET SCREW
35	10-34290		2	SCREW, STARTER SOLENOID TO MOUNTING BRACKET (5/8")
36	13-26992		2	LOCKWASHER, STARTER SOLENOID SCREW
37	11-21825		2	NUT, STARTER SOLENOID SCREW
38	13-27660		1	LOCKWASHER, HYDRAULIC PUMP THRU BOLT
39	11-20645		1	NUT, MOUNTING BRACKET TO HYDRAULIC PUMP THRU BOLT

CONTINUED ON NEXT PAGE ➡

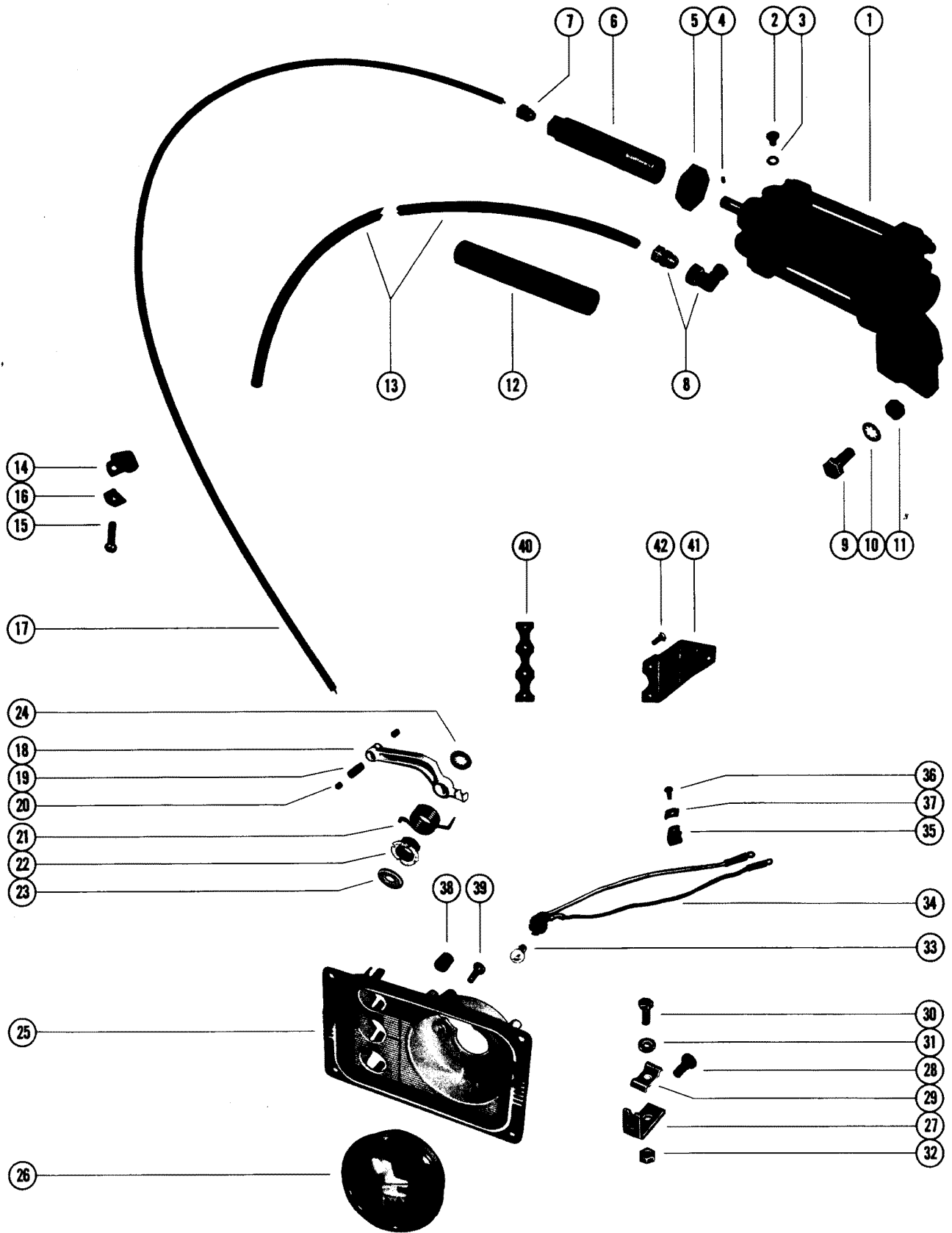
POWER TILT CONVERSION KIT



POWER TILT CONVERSION KIT

REF. NO.	PART NO.	SYM.	QTY.	DESCRIPTION
40	36081		2	COVER, INLET - TRANSOM
41	27-36079		2	GASKET, INLET COVER
42	10-33684		4	SCREW, INLET COVER TO TRANSOM (3")
43	12-30971		4	WASHER, INLET COVER SCREW
44	11-33825		4	NUT, INLET COVER SCREW
45	54-22740		2	CLIP, LIFT HOSE TO TRANSOM
46	10-35401		2	SCREW, WOOD - LIFT HOSE CLIP TO TRANSOM
47	12-29245		2	WASHER, LIFT HOSE CLIP SCREW
48	32-36169		2	HOSE, LIFT - HOSE BLOCK TO TILT CYLINDER (12")
49	22-37363		1	TEE, CONNECTING HOSE TO LIFT HOSES
50	32-36167		2	HOSE, LIFT - TEE TO TILT CYLINDER (72")
51	54-22875		5	CLIP, LIFT HOSES TO TRANSOM (7/16")
52	10-35401		5	SCREW, LIFT AND CONNECTING HOSE CLIPS TO TRANSOM
53	22789		5	"D" WASHER, LIFT AND CONNECTING HOSE CLIPS SCREW
-	45448A7		1	CONTROL PANEL ASSEMBLY
54	35978		1	PANEL, CONTROL
55	10-32866		2	SCREW, CONTROL PANEL TO DASHBOARD (2")
56	12-33110		2	WASHER, FIBER - CONTROL PANEL SCREW
57	11-20190		2	NUT, CONTROL PANEL SCREW
58	30162		1	SWITCH, IGNITION - CONTROL PANEL (WITH KEY #30431)
59	23-45773		1	SPACER, IGNITION SWITCH
60	45340		1	JUMPER WIRE, IGNITION SWITCH TO ROCKER SWITCH (RED - 4")
61	37275		1	BEZEL, IGNITION SWITCH TO CONTROL PANEL
62	34959		1	SWITCH, ROCKER - CONTROL PANEL
63	10-32989		2	SCREW,ROCKER SWITCH TO CONTROL PANEL
64	37-35408		1	DECAL, CONTROL PANEL - INSTRUCTION
65	37-45889		1	DECAL, CONTROL PANEL - "FULL POWER TILT"
66	45448		1	HARNESS, CONTROL
67	54-22875		3	CLAMP, CONTROL HARNESS ATTACHING
68	22789		3	"D" WASHER, CONTROL HARNESS CLAMP SCREW
69	12-20878		3	WASHER, CONTROL HARNESS CLAMP SCREW
70	10-33615		3	SCREW, WOOD - CONTROL HARNESS CLAMP TO BOAT
71	10-20644		3	SCREW, CONTROL HARNESS CLAMP TO BOAT
72	11-20645		3	NUT, CONTROL HARNESS CLAMP SCREW
73	54-46770		1	CLAMP, CONTROL HARNESS TO HYDRAULIC PUMP
74	10-29227		1	SCREW, CONTML HARNESS CLAMP
75	11-34388		1	NUT, CONTROL HARNESS CLAMP SCREW

TRIM INDICATOR ASSEMBLY, COMPLETE

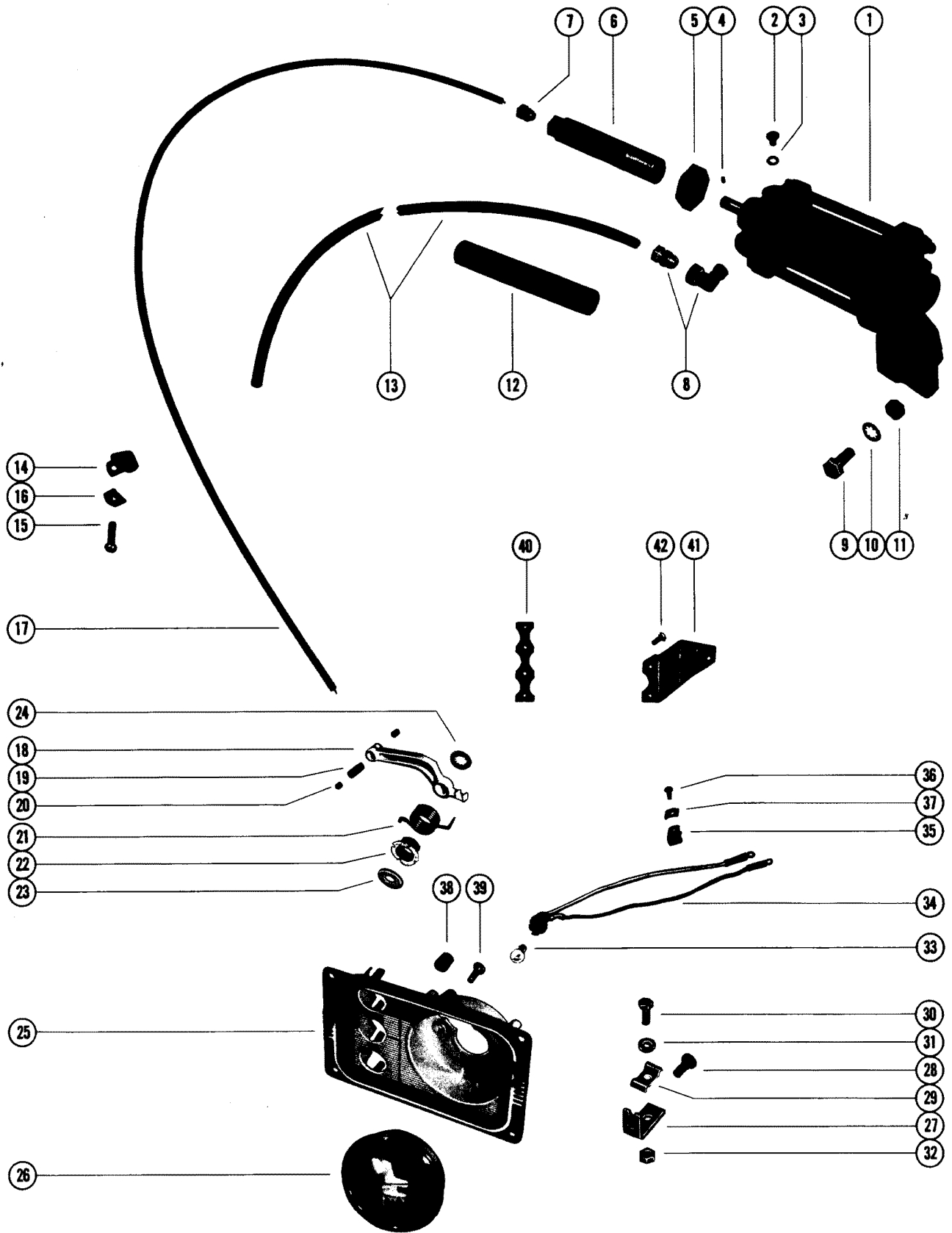


TRIM INDICATOR ASSEMBLY, COMPLETE

REF. NO.	PART NO.	SYM.	QTY.	DESCRIPTION
-	48170A2		1,,,	TRIM INDICATOR ASSTY, COMPLETE (SINGLE) MERCUISER 120 & 160
-	48170A3		,1,,	TRIM INDICATOR ASS Y, COMPLETE (DUAL) MERCUISER 120 & 160
-	48285A2		,,1,	TRIM INDICATOR ASSTY, COMPLETE (SINGLE) MERCUISER LLL
-	48285A3		,,,1	TRIM INDICATOR ASSTY, COMPLETE (DUAL) MERCUISER LLL
1	48170A1		1,,,	SENDER ASSEMBLY, TRIM INDICATOR(B-2548177AL SEAL REPAIR KIT)
	48170A1		,2,,	SENDER ASSEMBLY, TRIM INDICATOR(B-2548177AL SEAL REPAIR KIT)
	48285A1		,,1,	SENDER ASSEMBLY, TRIM INDICATOR(B-25-48285A1 SEAL REPAIR KIT)
	48285A1		,,,2	SENDER ASSEMBLY, TRIM INDICATOR(B-25-48285A1 SEAL REPAIR KIT)
2	10-45265		2,,2,	SCREW, BLEED - TRIM INDICATOR SENDER
	10-45265		,4,,4	SCREW, BLEED - TRIM INDICATOR SENDER
3	25-45016		2,,2,	"O" RING, BLEED SCREW
	25-45016		,4,,4	"O" RING, BLEED SCREW
4	10-20014		2,,2,	SCREW, SET - CABLE TO TRIM INDICATOR SENDER
	10-20014		,4,,4	SCREW, SET - CABLE TO TRIM INDICATOR SENDER
5	11-37984		1,,1,	NUT, LOCK - GUIDE TUBE TO TRIM INDICATOR SENDER
	11-37984		,2,,2	NUT, LOCK - GUIDE TUBE TO TRIM INDICATOR SENDER
6	48174		1,,1,	TUBE, GUIDE - TRIM INDICATOR SENDER
	48174		,2,,2	TUBE, GUIDE - TRIM INDICATOR SENDER
7	22-48176		1,,1,	CONNECTOR, GUIDE TUBE
	22-48176		,2,,2	CONNECTOR, GUIDE TUBE
8	22-48169		2,,2,	ELBOW, HYDRAULIC HOSE TO TRIM INDICATOR SENDER
	22-48169		,4,,4	ELBOW, HYDRAULIC HOSE TO TRIM INDICATOR SENDER
9	10-25038		2,,,	SCREW, TRIM INDICATOR SENDER TO TRANSOM PLATE (7/8")
	10-25038		,4,,	SCREW, TRIM INDICATOR SENDER TO TRANSOM PLATE (7/8")
	10-48307		,,1,	SCREW, TRIM INDICATOR SENDER TO TRANSOM (5 1/2")
	10-48307		,,,2	SCREW, TRIM INDICATOR SENDER TO TRANSOM (5 1/2")
	10-48308		,,1,	SCREW, TRIM INDICATOR SENDER TO TRANSOM (3 3/4")
	10-48308		,,,2	SCREW, TRIM INDICATOR SENDER TO TRANSOM (3 3/4")
10	13-21804		2,,,	LOCKWASHER, TRIM INDICATOR SENDER SCREW
	13-21804		,4,,	LOCKWASHER, TRIM INDICATOR SENDER SCREW
	12-38742		,,2,	WASHER, TRIM INDICATOR SENDER SCREW
	12-38742		,,,4	WASHER, TRIM INDICATOR SENDER SCREW
11	11-23161		,,2,	NUT, TRIM INDICATOR SENDER SCREW

CONTINUED ON NEXT PAGE ➡

TRIM INDICATOR ASSEMBLY, COMPLETE

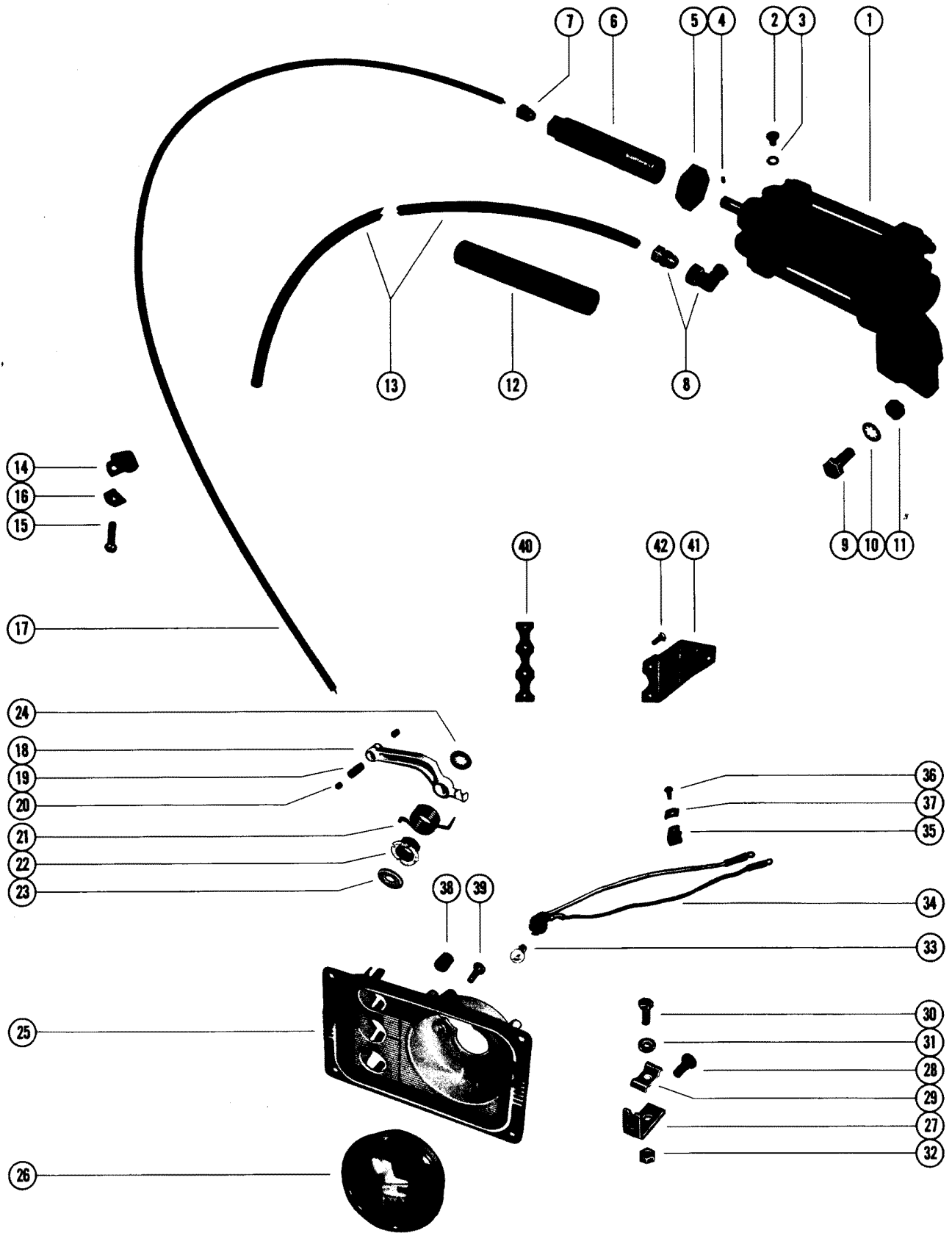


TRIM INDICATOR ASSEMBLY, COMPLETE

REF. NO.	PART NO.	SYM.	QTY.	DESCRIPTION
11	11-23161		,,4	NUT, TRIM INDICATOR SENDER SCREW
12	23-38203		1,,	SLEEVE, HYDRAULIC TUBING
	23-38203		,2,,	SLEEVE, HYDRAULIC TUBING
13	32-52951A1		1,,	TUBING, HYDRAULIC - SENDER TO REVERSE LOCK VALVE (31")
	32-52951A1		,2,,	TUBING, HYDRAULIC - SENDER TO REVERSE LOCK VALVE (31")
	32-52951A1		,,1,	TUBING, HYDRAULIC - SENDER TO REVERSE LOCK VALVE (14")
	32-52951A1		,,,2	TUBING, HYDRAULIC - SENDER TO REVERSE LOCK VALVE (14")
14	54-24836		4,,4,	CLIP, TRIM INDICATOR CABLE TO TRANSOM
	54-24836		,8,,8	CLIP, TRIM INDICATOR CABLE TO TRANSOM
15	10-35401		4,,4,	SCREW, TRIM INDICATOR CABLE CLIP TO TRANSOM (1")
	10-35401		,8,,8	SCREW, TRIM INDICATOR CABLE CLIP TO TRANSOM (1")
16	22789		4,,4,	"D" WASHER, TRIM INDICATOR CABLE CLIP SCREW
	22789		,8,,8	"D" WASHER, TRIM INDICATOR CABLE CLIP SCREW
17	48190		OPT.,OPT.,	CABLE, TRIM INDICATOR (500)
	48191		OPT.,OPT.,	CABLE, TRIM INDICATOR (100)
	48192		1,,1,	CABLE, TRIM INDICATOR (20)
	48192		,2,,2	CABLE, TRIM INDICATOR (20)
18	48201		1,1,1,1	ARM, LEVER - TRIM INDICATOR
	48738		,1,,1	ARM, LEVER - TRIM INDICATOR
19	20007		1,,1,	ANCHOR, TRIM INDICATOR CABLE TO LEVER ARM
	20007		,2,,2	ANCHOR, TRIM INDICATOR CABLE TO LEVER ARM
20	10-20014		2,,2,	SCREW, SET - TRIM INDICATOR CABLE ANCHOR
	10-20014		,4,,4	SCREW, SET - TRIM INDICATOR CABLE ANCHOR
21	24-48814		1,1,1,1	SPRING, TORSION - LEVER ARM
	24-48855		,1,,1	SPRING, TORSION - LEVER ARM
22	23-48735		,1,,1	BUSHING, LEVER ARM
23	12-48737		,1,,1	WASHER, LEVER ARM
24	53-52427		1,,	RETAINER, LEVER ARM TO TRIM INDICATOR
	11-48067		,1,,1	RETAINER, LEVER ARM TO TRIM INDICATOR
	53-52427		,,1,	RETAINER, LEVER ARM TO TRIM INDICATOR
25	48049		1,,1,	PANEL, CONTROL - TRIM INDICATOR (SINGLE)
	48741		,1,,1	PANEL, CONTROL - TRIM INDICATOR (DUAL)- NOT AS SHOWN
26	48048A1		1,,1,	TRIM INDICATOR ASSEMBLY (SINGLE)
	48048A2		,1,,1	TRIM INDICATOR ASSEMBLY (DUAL)
27	48202		1,1,1,1	TAB, TRIM INDICATOR CABLE CLAMP
28	10-48060		1,1,1,1	SCREW, TAB TO CONTROL PANEL
29	54-48064		1,1,1,1	CLAMP, TRIM INDICATOR CABLE
30	10-34290		1,1,1,1	SCREW, TRIM INDICATOR CABLE CLAMP TO TAB
31	12-20533		1,1,1,1	WASHER, TRIM INDICATOR CABLE CLAMP SCREW

CONTINUED ON NEXT PAGE ➡


TRIM INDICATOR ASSEMBLY, COMPLETE



TRIM INDICATOR ASSEMBLY, COMPLETE

REF. NO.	PART NO.	SYM.	QTY.	DESCRIPTION
32	11-46887		1,1,1,1	NUT, TRIM INDICATOR CABLE CLAMP SCREW
33	32879		1,1,1,1	LIGHT BULB, TRIM INDICATOR SOCKET
34	48069		1,1,1,1	SOCKET, TRIM INDICATOR
35	54-26550		2,,2,	CLAMP, WIRING HARNESS TO CONTROL PANEL
	54-23567		,2,,2	CLAMP, WIRING HARNESS TO CONTROL PANEL
36	10-32024		2,2,2,2	SCREW, WIRING HARNESS CLAMP TO CONTROL PANEL (3/8")
37	22789		2,2,2,2	"D" WASHER, WIRING HARNESS CLAMP SCREW
38	23-52570		1,,1,	SLEEVE, RUBBER - CONTROL PANEL
39	10-48063		2,2,2,2	SCREW, TRIM INDICATOR TO CONTROL PANEL (1/2")
40	48733		,1,,1	RETAINER, PUSH BUTTON SWITCHES
41	53082		,1,,1	BRACKET, LEVER ARM STRENGTHENING
42	10-49597		,1,,1	SCREW, BRACKET TO CONTROL PANEL (3/8")
	10-30663		,1,,1	SCREW, BRACKET TO CONTROL PANEL (3/8")

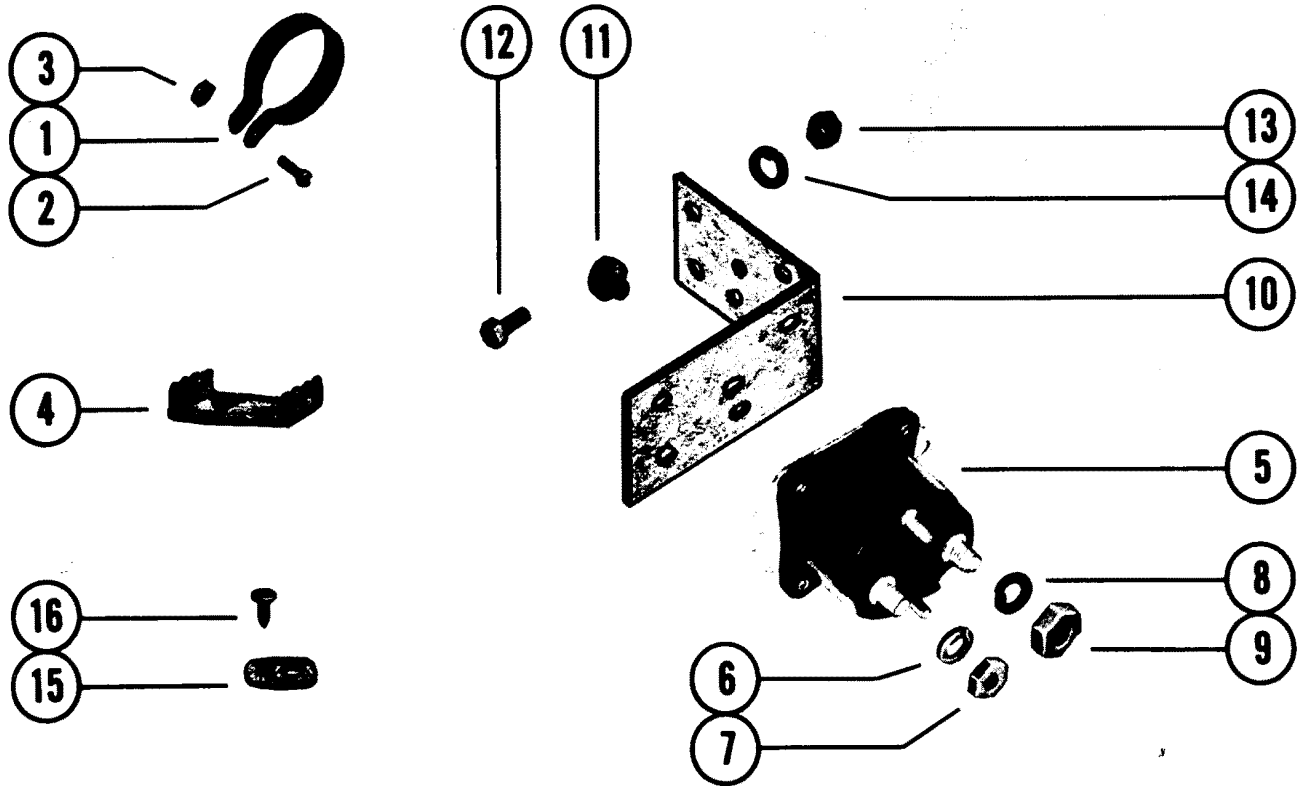
HYDRAULIC PUMP MOUNTING KIT



HYDRAULIC PUMP MOUNTING KIT

REF. NO.	PART NO.	SYM.	QTY.	DESCRIPTION
1	58397A3		1	BRACKET ASSTY, MOUNTING - HYDRAULIC PUMP(FLOOR MOUNTING)
2	58491		2	BUMPER, RUBBER - PUMP MOUNTING BRACKET
3	10-59784		6	SCREW, PUMP MOUNTING BRACKET ATTACHING (1")
4	12-29245		6	WASHER, PUMP MOUNTING BRACKET
5	10-20362		4	SCREW, HYDRAULIC PUMP TO MOUNTING BRACKET (1 1/2")
6	13-39107		4	LOCKWASHER, HYDRAULIC PUMP SCREW
7	23-36534		4	SPACER, HYDRAULIC PUMP SCREW
8	11-21908		4	NUT, HYDRAULIC PUMP SCREW

POWER TRIM EXTENSION K1T



POWER TRIM EXTENSION K1T

REF. NO.	PART NO.	SYM.	QTY.	DESCRIPTION
-	46838A4		1,	POWER TRIM EXTENSION KIT (10)
-	46838A5		,1	POWER TRIM EXTENSION KIT (25)
1	54-46770		1,1	CLAMP, EXTENSION WIRING HARNESS TO PUMP
2	10-29227		1,1	SCREW, EXTENSION WIRING HARNESS CLAMP (1/2 ")
3	11-26768		1,1	NUT, EXTENSION WIRING HARNESS CLAMP
4	79146		1,1	RETAINER, CONNECTOR
5	89-68258		,1	SOLENOID
6	13-26996		,2	LOCKWASHER, SOLENOID TERMINAL NUT
7	11-20645		,2	NUT, SOLENOID TERMINAL
8	13-26993		,2	LOCKWASHER, SOLENOID TERMINAL NUT
9	11-68292		,2	NUT, SOLENOID TERMINAL
10	74406		,1	BRACKET, SOLENOID
11	26901		,1	BUMPER, RUBBER - SOLENOID BRACKET
12	10-21625		,2	SCREW, BRACKET ATTACHING (3/4")
13	11-21825		,2	NUT, BRACKET ATTACHING SCREW
14	13-26992		,2	LOCKWASHER, BRACKET ATTACHING SCREW
15	26551		,1	BRACKET, EXTENSION - SOLENOID
16	10-62568		,1	SCREW, WIRE TO EXTENSION BRACKET ATTACHING (3/8")

PARTS INDEX

Part Number	Description	Pg.	Ref. No.	Part Number	Description	Pg.	Ref. No.
20007	ANCHOR, TRIM INDICATOR			25661	STARTER SOLENOID	37	11
	CABLE TO LEVER ARM . .	57	19	25661	STARTER SOLENOID	41	13
20007	ANCHOR, TRIM INDICATOR			25661	STARTER SOLENOID	43	10
	CABLE TO LEVER ARM . .	57	19	25661	STARTER SOLENOID	47	23
22789	"D" WASHER, CONTROL			25661	STARTER SOLENOID	51	26
	HARNESS CLAMP SCREW	29	65	26551	BRACKET, EXTENSION -		
22789	"D" WASHER, CLAMP TO				SOLENOID	63	15
	GEAR HOUSING COVER			26901	BUMPER, RUBBER -		
	SCREW	5	46		SOLENOID BRACKET . . .	63	11
22789	"D" WASHER, CONTROL			30070	JUMPER WIRE, SOLENOID		
	HARNESS CLAMP SCREW	13	64		TO SOLENOID	3	39
22789	"D" WASHER, CONTROL			30162	SWITCH, IGNITION -		
	HARNESS CLAMP SCREW	21	50		CONTROL PANEL (WITH		
22789	"D" WASHER, CONTROL				KEY #30431)	13	55
	HARNESS CLAMP SCREW	53	68	30162	SWITCH, IGNITION -		
22789	"D" WASHER, EXTENSION				CONTROL PANEL (WITH		
	HARNESS CLAMP	43	4		KEY #30431)	21	41
22789	"D" WASHER, EXTENSION			30162	SWITCH, IGNITION -		
	HOSE CLIP SCREW	39	11		CONTROL PANEL (WITH		
22789	"D" WASHER, EXTENSION				KEY #30431)	29	56
	HOSE CLIP SCREW	39	11	30162	SWITCH, IGNITION -		
22789	"D" WASHER, LEAD				CONTROL PANEL (WITH		
	HARNESS FASTENING				KEY #30431)	53	58
	SCREW	5	72	30162	SWITCH, IGNITION -		
22789	"D" WASHER, LIFT AND				REMOTE CONTROL		
	CONNECTING HOSE				PANEL (WITH KEY #		
	CLIPS SCREW	15	92		30431)	5	54
22789	"D" WASHER, LIFT AND			32520	HOOK, REVERSE	15	102
	CONNECTING HOSE			32520	HOOK, REVERSE	23	85
	CLIPS SCREW	21	60	32520	HOOK, REVERSE	31	100
22789	"D" WASHER, LIFT AND			32588A1	STOP ASSEMBLY, REVERSE		
	CONNECTING HOSE				HOOK	15	107
	CLIPS SCREW	21	60	32588A1	STOP ASSEMBLY, REVERSE		
22789	"D" WASHER, LIFT AND				HOOK	23	90
	CONNECTING HOSE			32588A1	STOP ASSEMBLY, REVERSE		
	CLIPS SCREW	29	76		HOOK	31	105
22789	"D" WASHER, LIFT AND			32589A1	ARM ASSEMBLY, REVERSE		
	CONNECTING HOSE				HOOK - DRIVE SHAFT		
	CLIPS SCREW	29	76		HOUSING	15	101
22789	"D" WASHER, LIFT AND			32589A1	ARM ASSEMBLY, REVERSE		
	CONNECTING HOSE				HOOK - DRIVE SHAFT		
	CLIPS SCREW	53	53		HOUSING	23	84
22789	"D" WASHER, LIFT HOSE			32589A1	ARM ASSEMBLY, REVERSE		
	CLIP SCREW	49	41		HOOK - DRIVE SHAFT		
22789	"D" WASHER, TRIM				HOUSING	31	99
	INDICATOR CABLE CLIP			32861	BEZEL, IGNITION SWITCH		
	SCREW	57	16		TO CONTROL PANEL . . .	13	59
22789	"D" WASHER, TRIM			32861	BEZEL, IGNITION SWITCH		
	INDICATOR CABLE CLIP				TO CONTROL PANEL . . .	49	51
	SCREW	57	16	32861	BEZEL, IGNITION SWITCH		
22789	"D" WASHER, WIRING				TO REMOTE CONTROL		
	HARNESS CLAMP SCREW	59	37		PANEL	5	55
22789	"D" WASHER, WIRING			32873	JUMPER WIRE, IGNITION		
	HARNESS CLIP SCREW .	41	4		SWITCH TO ROCKER		
22924	TERMINAL, WIRING				SWITCH (GRAY - 2 1/8") .	5	67
	HARNESS (#10)	41	6	32879	LIGHT BULB, TRIM		
23759	TERMINAL, HYDRAULIC				INDICATOR SOCKET	59	33
	PUMP LEAD (5/16")	41	5	32913	STOP BLOCK, TRANSOM		
25661	STARTER SOLENOID	17	10		PLATE (12 DEGREES) . . .	5	74
25661	STARTER SOLENOID	25	25				

PARTS INDEX

Part Number	Description	Pg.	Ref. No.	Part Number	Description	Pg.	Ref. No.
32946	SHAFT, WHEEL GEAR			34959	SWITCH, ROCKER -		
	LOCKING	3	23		CONTROL PANEL	29	58
32947A1	COUPLING ASSEMBLY,			34959	SWITCH, ROCKER -		
	WORM GEAR TO MOTOR	3	11		CONTROL PANEL	53	62
32948	COVER, GEAR HOUSING . .	3	31	35009	TERMINAL BLOCK,		
32949	SOLENOID, STARTING				TRANSOM	13	71
	SWITCH- GEAR HOUSING			35009	TERMINAL BLOCK, WIRING		
	COVER	3	34		HARNESS LEADS	41	8
32951	COVER, STARTING SWITCH			35019	JUMPER WIRE, IGNITION		
	SOLENOID	5	47		SWITCH TO ROCKER		
32953	ADAPTOR, GEAR HOUSING				SWITCH (RED - 2 1/2") . . .	21	42
	TO WORM GEAR LOCK . .	3	18	35019	JUMPER WIRE, IGNITION		
32955A1	MOTOR ASSEMBLY, GEAR				SWITCH TO ROCKER		
	HOUSING	3	13		SWITCH (RED-2 1/2")	13	56
32961	GEAR HOUSING	3	1	35064A1	PISTON ASSEMBLV LOW		
32975	SWITCH, ROCKER -				PRESSURE	9	22
	REMOTE CONTROL			35070A1	PISTON ASSEMBIV . HIGH		
	PANEL	5	52		PRESSURE	9	24
32976	LEAD HARNESS	5	69	35080	BRACKET MOUNTING -		
32979	BATTERY LEAD (POSITIVE)	25	9		HYDRAULIC PUMP AND		
32979	BATTERY LEAD (POSITIVE)	47	19		VALVE ASSEMBLY	9	11
32979	BATTERY LEAD (POSITIVE)	51	10	35160A1	CAP ASSEMBLY,		
32979	BATTERY LEAD, POSITIVE .	23	77		HYDRAULIC VALVE	9	L8
32979	BATTERY LEAD, POSITIVE .	31	93	35303	COVER, VENT NIPPLE		
32979	BATTERY LEAD, POSITIVE				COUPLING	9	6
	(RED)	37	24	35395	HARNESS, CONTROL	13	62
32979	BATTERY WIRE (RED - 72")	5	73	35396	JUMPER WIRE, TERMINAL		
32988	BATTERY LEAD (NEGATIVE)	25	10		BLOCK TO TERMINAL		
32988	BATTERY LEAD (NEGATIVE)	47	20		BLOCK (RED - 13")	13	70
32988	BATTERY LEAD (NEGATIVE)	51	11	35409	HARNESS, INSTRUMENT		
32988	BATTERY LEAD, NEGATIVE	15	94		PANEL TERMINAL BLOCK	13	69
32988	BATTERY LEAD, NEGATIVE	23	77	35978	PANEL, CONTROL	13	50
32988	BATTERY LEAD, NEGATIVE	31	93	35978	PANEL, CONTROL	21	36
32988	BATTERY LEAD, NEGATIVE			35978	PANEL, CONTROL	29	51
	(BLACK)	37	24	35978	PANEL, CONTROL	53	54
32988	BATTERY WIRE (BLACK -			35978	PANEL, REMOTE CONTROL	5	51
	72")	5	73	35978A4	CONTROL PANEL		
32990	JUMPER WIRE, IGNITION				ASSEMBLY	21	--
	SWITCH (RED - 36")	5	62	36065A2	FULL POWER TILT (USE		
32994A1	POWER SWIVEL (12				WITH MERCURISER L -		
	DEGREES TRANSOM) . . .	3	-		SERIAL #1684188 AND		
32994A2	POWER SWIVEL (0				UP.)SEE NOTE	13	-
	DEGREES TRANSOM) . . .	3	-	36065A2	FULL POWER TILT USE		
33639	CATCH, CLAMP NUT	7	79		WITH MERCURISER L		
33807	JUMPER WIRE, IGNITION				-SERIAL #1681188 AND		
	SWITCH (PINK - 36")	5	61		BELOW SEE NOTE	9	-
33808	JUMPER WIRE, IGNITION			36065A3	FULL POWER TILT USE		
	SWITCH (YELLOW - 2 1/8")	5	68		WITH MERCURISER LLL		
33865	BINDER, MOTOR LEAD				-SERIAL #1602186 AND		
	WIRES	3	17		BELOW SEE NOTE	9	-
34070	STOP BLOCK, TRANSOM			36065A3	FULL POWER TILT {USE		
	PLATE (0 DEGREES)	5	75		WITH 111ERCURISER LL -		
34901	HYDRAULIC PUMP				SERIAL #1602186 AND		
	ASSEMBLY	9	1		UP)SEE NOTE	13	-
34901A2	HYDRAULIC PUMP AND			36065A4	FULL POWER TILT (USE		
	VALVE ASSEMBLY,				WITH LLERCURISER L -		
	COMPLETE	9	-		SERIAL #1684187 AND		
34959	SWITCH, ROCKER -				BELOW)SEE NOTE	13	-
	CONTROL PANEL	13	57				

PARTS INDEX

Part Number	Description	Pg.	Ref. No.	Part Number	Description	Pg.	Ref. No.
36065A6	FULL POWER TILT (USE WITH MERCUISER L - SERIAL #1684188 AND UP) SEE NOTE	21	-	36574A4	HYDRAULIC PUMP ASSEMBLY, HIGH PRESSURE	17	1
36065A6	FULL POWER TILT (USE WITH MERCUISER L - SERIAL #1684188 AND UP)SEE NOTE	17	-	36574A4	HYDRAULIC PUMP ASSEMBLY, HIGH PRESSURE	37	1
36065A7	FULL POWER TILT (USE WITH MERCUISER LL - SERIAL #1602186 AND UP) SEE NOTE	21	-	36574A4	HYDRAULIC PUMP ASSEMBLY, COMPLETE	35	-
36065A7	FULL POWER TILT (USE WITH MERCUISER LL - SERIAL #1602186 AND UP)SEE NOTE	17	-	37237	SPACER, RESERVOIR	35	11
36065A8	FULL POWER TILT (USE WITH MERCUISER L - SERIAL #1684187 AND BELOW)SEE NOTE	17	-	37251	HARNESS, CONTROL	21	48
36065A8	FULL POWER TILT(USE WITH MERCUISER L - SERIAL #1684187 AND BELOW) SEE NOTE	21	-	37251	WIRING HARNESS (25)	41	1
36065A8	FULL POWER TILT(USE WITH MERCUISER L - SERIAL #1684187 AND BELOW) SEE NOTE	21	-	37252	BRACKET, MOUNTING - HYDRAULIC PUMP	17	7
36073A1	TILT CYLINDER ASSEMBLY	11	39	37252	BRACKET, MOUNTING - HYDRAULIC PUMP	39	1
36073A1	TILT CYLINDER ASSEMBLY	17	24	37255	CAP, VENT TUBE	17	3
36073A1	TILT CYLINDER ASSEMBLY	27	39	37255	CAP, VENT TUBE	37	6
36073A4	TILT CYLINDER ASSEMBLY	11	39	37275	BEZEL, IGNITION SWITCH TO CONTROL PANEL	21	45
36073A4	TILT CYLINDER ASSEMBLY	17	24	37275	BEZEL, IGNITION SWITCH TO CONTROL PANEL	29	60
36073A4	TILT CYLINDER ASSEMBLY	27	39	37275	BEZEL, IGNITION SWITCH TO CONTROL PANEL	53	61
36074A1	VALVE ASSEMBLY HYDRAULIC	9	14	37281	"D" WASHER, HYDRAULIC PUMP HARNESS CLAMP	47	17
36075	TUBING ASSEMBLF, VALVE TO HYDRAULIC PUMP	9	15	37281	"D" WASHER, CLAMP SCREW	37	21
36081	COVER, INLET - TRANSOM	53	40	37281	"D" WASHER, HARNESS CLAMP SCREW	17	20
36081	COVER, INLET- TRANSOM	13	80	37281	"D" WASHER, HYDRAULIC PUMP HARNESS CLAMP	25	8
36081	COVER, INLET- TRANSOM	23	68	37281	"D" WASHER, HYDRAULIC PUMP HARNESS CLAMP	51	8
36081	COVER, INLET- TRANSOM	31	84	37453	JUMPER WIRE, SOLENOID TO TERMINAL BLOCK (BLUE-72")	37	10
36135	COVER, INLET - TRANSOM	31	84	37454	JUMPER WIRE, SOLENOID TO TERMINAL BLOCK (RED-72")	37	10
36135	COVER, INLET- TRANSOM	13	80	37455	JUMPER WIRE, SOLENOID TO TERMINAL BLOCK (GREEN-72")	37	10
36135	COVER, INLET- TRANSOM	23	68	37958	JUMPER WIRE, SOLENOID TO SOLENOID (RED - 12")	41	11
36142	BLOCK, HOSE - GIMBAL HOUSING	13	74	37959	JUMPER WIRE, SOLENOID TO SOLENOID (BLACK - 12")	41	12
36142	BLOCK, HOSE - GIMBAL HOUSING	23	64	37971A1	FULL POWER TILT EXTENSION KIT(SEE NOTE)	41	-
36142	BLOCK, HOSE - GIMBAL HOUSING	31	80	38408A1	REMOTE HYDRAULIC PUMP MOUNTING KIT(SEE NOTE #L)	39	-
36222A1	BELLOWS ASSEMBLY, UNIVERSAL JOINT	15	98	38408A2	REMOTE HYDRAULIC PUMP MOUNTING KIT (SEE NOTE #2)	39	-
36222A1	BELLOWS ASSEMBLY, UNIVERSAL JOINT	23	81	38408A3	REMOTE HYDRAULIC PUMP MOUNTING KIT(SEE NOTE #3)	39	-
36222A1	BELLOWS ASSEMBLY, UNIVERSAL JOINT	31	97				
36458	BATTERY LEAD, POSITIVE	15	94				

PARTS INDEX

Part Number	Description	Pg.	Ref. No.	Part Number	Description	Pg.	Ref. No.
38705	PANEL, CONTROL	49	46	45559	TERMINAL BLOCK, HYDRAULIC PUMP	51	17
38751	COVER, INLET (EARLY STYLE)	49	42	45559	TERMINAL BLOCKS HYDRAULIC PUMP	25	16
45002	SWITCH, ROCKER - CONTROL PANEL	49	52	46056A6	HYDRAULIC PUMP ASSEMBLY(SEE PAGE 15 FOR PORTS BREAKDOWN)	25	1
45003	ADAPTOR, CONTROL HARNESS TO TERMINAL BLOCK	29	70	46056A6	HYDRAULIC PUMP ASSEMBLY, COMPLETE	33	-
45003	ADAPTOR, CONTROL HARNESS TO TERMINAL BLOCK	47	18	46166	BRACKET, MOUNTING - HYDRAULIC PUMP	39	1
45060A7	HYDRAULIC PUMP ASSEMBLY	47	1	46166	BRACKET, MOUNTING - HYDRAULIC PUMP TO BOAT	25	19
45060A7	HYDRAULIC PUMP ASSEMBLY	51	1	46166	BRACKET, MOUNTING - HYDRAULIC PUMP TO BOAT	51	20
45321	BRACKET, MOUNTING- STARTER SOLENOID	27	31	46174A1	FULL POWER TILT (USE WITH MERCUISER L - SERIAL #1684188 AND UP SEE NOTE	29	-
45321	BRACKET, MOUNTING- STARTER SOLENOID	47	29	46174A1	FULL POWER TILT (USE WITH MERCUISER L - SERIAL #1684188 AND UP) SEE NOTE	25	-
45321	BRACKET, MOUNTING- STARTER SOLENOID	51	32	46174A2	FULL POWER TILT (USE WITH MERCUISER LL - SERIAL #1602186 AND UP) SEE NOTE	29	-
45325	CONNECTOR AND HARNESS	25	15	46174A2	FULL POWER TILT (USE WITH MERCUISER LL- SERIAL #1602186 AND UP) SEE NOTE	29	-
45325	CONNECTOR AND HARNESS	47	7	46174A3	FULL POWER TILT (USE WITH MERCUISER L - SERIAL #1684187 AND BELOW SEE NOTE	29	-
45325	CONNECTOR AND HARNESS	51	16	46174A3	FULL POWER TILT(USE WITH MERCUISER L - SERIAL #1684187 AND BELOW) SEE NOTE	25	-
45340	JUMPER WIRE, IGNITION SWITCH TO ROCKER SWITCH (RED - 2 1/2")	29	57	46174A3	FULL POWER TILT(USE WITH MERCUISER L - SERIAL #1684187 AND BELOW) SEE NOTE	25	-
45340	JUMPER WIRE, IGNITION SWITCH TO ROCKER SWITCH (RED - 2 1/2")	49	54	46265	BOOT, RUBBER - STARTER SOLENOID TERMINAL	27	30
45340	JUMPER WIRE, IGNITION SWITCH TO ROCKER SWITCH (RED - 4")	53	60	46265	BOOT, RUBBER - STARTER SOLENOID TERMINAL	47	28
45347A1	FULL POWER TILT ASSEMBLY(MARINE 60 AND 80)	47	-	46265	BOOT, RUBBER - STARTER SOLENOID TERMINAL	51	31
45348A1	TILT CYLINDER ASSEMBLY, COMPLETE (MARINE 60 AND 80)	45	-	46306	BRACKET, MOUNTING - HYDRAULIC PUMP (NOT AS SHOWN)	39	1
45375A1	TILT CYLINDER ASSEMBLY	45	1	46306A1	REMOTE HYDRAULIC PUMP MOUNTING KIT(SEE NOTE #4)	39	-
45382A1	CONTROL VALVE ASSEMBLY	25	11	46769A1	CONVERSION ASSEMBLY, COMPLETE (SEE NOTE)	51	-
45382A1	CONTROL VALVE ASSEMBLY	47	11				
45382A1	CONTROL VALVE ASSEMBLY	51	12				
45448	HARNESS, CONTROL	29	63				
45448	HARNESS, CONTROL	49	55				
45448	HARNESS, CONTROL	53	66				
45448A3	CONTROL PANEL ASSEMBLY	49	--				
45448A7	CONTROL PANEL ASSEMBLY	29	--				
45448A7	CONTROL PANEL ASSEMBLY	53	--				
45559	TERMINAL BLOCK, HYDRAULIC PUMP	47	8				

PARTS INDEX

Part Number	Description	Pg.	Ref. No.	Part Number	Description	Pg.	Ref. No.
46776A1	FULL POWER TILT E::TEIISIOII KIT (20) SEE NOTE	43	1	48285A3	TRIM INDICATOR ASSTY, COMPLETE (DUAL) MERCUISER LLL	55	-
46838A1	FULL POWER TRIM EXTENSION KIT (10) SEE NOTE	43	1	48733	RETAINER, PUSH BUTTON SWITCHES	59	40
46838A2	FULL POWER TRIM EXTENSION KIT (20) SEE NOTE	43	1	48738	ARM, LEVER - TRIM INDICATOR	57	18
46838A3	FULL POWER TRIM EXTENSION KIT (25) SEE NOTE	43	1	48741	PANEL, CONTROL - TRIM INDICATOR (DUAL)- NOT AS SHOWN	57	25
46838A4	POWER TRIM EXTENSION KIT (10)	63	-	49200A2	COVER ASSEMBLY, INLET LATE STYLE	49	42
46838A5	POWER TRIM EXTENSION KIT (25)	63	-	52336	SWITCH, IGNITION - CONTROL PANEL (WITH KEY #30431)	49	49
48048A1	TRIM INDICATOR ASSEMBLY (SINGLE)	57	26	53082	BRACKET, LEVER ARM STRENGTHENING	59	41
48048A2	TRIM INDICATOR ASSEMBLY (DUAL)	57	26	58397A3	BRACKET ASSTY, MOUNTING - HYDRAULIC PUMP(FLOOR MOUNTING)	61	1
48049	PANEL, CONTROL - TRIM INDICATOR (SINGLE)	57	25	58491	BUMPER, RUBBER - PUMP MOUNTING BRACKET	61	2
48069	SOCKET, TRIM INDICATOR	59	34	74406	BRACKET, SOLENOID	63	10
48170A1	SENDER ASSEMBLY, TRIM INDICATOR(B-2548177AL SEAL REPAIR KIT)	55	1	79146	RETAINER, CONNECTOR	63	4
48170A1	SENDER ASSEMBLY, TRIM INDICATOR(B-2548177AL SEAL REPAIR KIT)	55	1	10-20014	SCREW, SET - CABLE TO TRIM INDICATOR SENDER	55	4
48170A2	TRIM INDICATOR ASSTY, COMPLETE (SINGLE) MERCUISER 120 & 160	55	-	10-20014	SCREW, SET - CABLE TO TRIM INDICATOR SENDER	55	4
48170A3	TRIM INDICATOR ASS Y, COMPLETE (DUAL) MERCUISER 120 & 160	55	-	10-20014	SCREW, SET - TRIM INDICATOR CABLE ANCHOR	57	20
48174	TUBE, GUIDE - TRIM INDICATOR SENDER	55	6	10-20362	SCREW, HYDRAULIC PUMP TO MOUNTING BRACKET (1 1/2")	61	5
48174	TUBE, GUIDE - TRIM INDICATOR SENDER	55	6	10-20411	SCREW, VALVE BODY TO RESERVIOR	33	4
48190	CABLE, TRIM INDICATOR (500)	57	17	10-20639	SCREW, HYDRAULIC PUMP TO TRANSOM PLATE (MARINE 60 ONLY)	47	--
48191	CABLE, TRIM INDICATOR (100)	57	17	10-20644	SCREW, CONTROL HARNESS CLAMP TO BOAT	13	67
48192	CABLE, TRIM INDICATOR (20)	57	17	10-20644	SCREW, CONTROL HARNESS CLAMP TO BOAT	21	53
48192	CABLE, TRIM INDICATOR (20)	57	17	10-20644	SCREW, CONTROL HARNESS CLAMP TO BOAT	29	68
48201	ARM, LEVER - TRIM INDICATOR	57	18	10-20644	SCREW, CONTROL HARNESS CLAMP TO BOAT	53	71
48202	TAB, TRIM INDICATOR CABLE CLAMP	57	27	10-20644	SCREW, EXTENSION WIRING HARNESS CLAMP TO BOAT (1")	43	5
48285A1	SENDER ASSEMBLY, TRIM INDICATOR(B-25-48285A1 SEAL REPAIR KIT)	55	1	10-20776	SCREW, WHEEL GEAR TO SHAFT	3	29
48285A1	SENDER ASSEMBLY, TRIM INDICATOR(B-25-48285A1 SEAL REPAIR KIT)	55	1				
48285A2	TRIM INDICATOR ASSTY, COMPLETE (SINGLE) MERCUISER LLL	55	-				

PARTS INDEX

Part Number	Description	Pg.	Ref. No.	Part Number	Description	Pg.	Ref. No.
10-21091	SCREW, CONTROL VALVE TO HYDRAULIC PUMP (1 1/8")	47	13	10-25038	SCREW, TRIM INDICATOR SENDER TO TRANSOM PLATE (7/8")	55	9
10-21091	SCREW, CONTROL VALVE TO HYDRAULIC PUMP (1 1/8")	51	14	10-25038	SCREW, TRIM INDICATOR SENDER TO TRANSOM PLATE (7/8")	55	9
10-21140	SCREW, MOUNTING BRACKET TO HYDRAULIC PUMP (1/2")	27	32	10-25207	SCREW, VALVE BODY TO RESERVOIR	35	15
10-21140	SCREW, MOUNTING BRACKET TO HYDRAULIC PUMP (1/2")	47	33	10-26066	SCREW, HYDRAULIC PUMP TO BRACKET (1 1/4")	39	4
10-21140	SCREW, MOUNTING BRACKET TO HYDRAULIC PUMP (1/2")	51	33	10-28192	SCREW, TERMINAL BLOCK TO HYDRAULIC PUMP (1/2")	25	17
10-21625	SCREW, BRACKET ATTACHING (3/4")	63	12	10-28192	SCREW, TERMINAL BLOCK TO HYDRAULIC PUMP (1/2")	47	9
10-21807	SCREW, FLANGE CLAMP TENSION	3	21	10-28192	SCREW, TERMINAL BLOCK TO HYDRAULIC PUMP (1/2")	51	18
10-21962	SCREW, HYDRAULIC PUMP TO BRACKET (1 1/2")	39	4	10-28634	SCREW, FILLER - HYDRAULIC PUMP	25	3
10-21962	SCREW, MOUNTING BRACKET TO HYDRAULIC PUMP (1")	25	22	10-28634	SCREW, FILLER - HYDRAULIC PUMP	33	8
10-21962	SCREW, MOUNTING BRACKET TO HYDRAULIC PUMP (1")	51	23	10-28634	SCREW, FILLER - HYDRAULIC PUMP	47	5
10-22022	SCREW, CLAMP AND RESISTOR TO GEAR HOUSING COVER	5	45	10-28634	SCREW, FILLER - HYDRAULIC PUMP	51	3
10-22022	SCREW, SOLENOID TO GEAR HOUSING COVER	3	35	10-28709	SCREW, STARTER SOLENOID TO MOUNTING BRACKET (1/2")	17	11
10-22793	SCREW, WOOD - LEAD HARNESS CLAMP TO BOAT	5	71	10-28739	SCREW, HARNESS LEADS TO TERMINAL BLOCK	13	72
10-22956	SCREW, CLAMP TO HYDRAULIC PUMP (7/8")	37	20	10-28739	SCREW, WIRING HARNESS LEADS TO TERMINAL BLOCK	41	9
10-22956	SCREW, STARTER SOLENOID TO MOUNTING BRACKET (7/8")	37	16	10-29227	SCREW, CONTML HARNESS CLAMP	53	74
10-24090	SCREW, GEAR HOUSING COVER TO GEAR HOUSING	3	32	10-29227	SCREW, EXTENSION WIRING HARNESS CLAMP (1/2")	63	2
10-24090	SCREW, SOLENOID COVER TO GEAR HOUSING	5	49	10-29227	SCREW, EXTENSION WIRING HARNESS CLAMP (1/2")	43	8
10-24231	SCREW, HYDRAULIC PUMP HARNE S S	37	7	10-29227	SCREW, WIRING HARNESS CLAMP	49	60
10-24231	SCREW, HYDRAULIC PUMP HARNESS TO CONTROL PANEL HARNESS	17	22	10-29256	SCREW, HYDRAULIC PUMP TO MOUNTING BRACKET (7/8")	9	7
10-24231	SCREW, IGNITION SWITCH JUMPER WIRE	5	63	10-29831	SCREW HVDRUALIC PUMP HARNESS CLAMP TO HYDRAULIC PUMP (5/8")	9	9
10-24231	SCREW, TILT SWITCH LEAD TO WIRING HARNESS LEAD	49	56	10-29831	SCREW, HARNESS CLAMP TO MOUNTING BRACKET (5/8")	17	19
10-24609	SCREW, MOTOR WIRE TO RESISTOR	5	43	10-29877	SCREW, HYDRAULIC PUMP TO TRANSOM PLATE(3 1/4)	25	--
10-25038	SCREW, HYDRAULIC PUMP TO BRACKET (7/8")	39	4	10-30663	SCREW, BRACKET TO CONTROL PANEL (3/8")	59	42

PARTS INDEX

Part Number	Description	Pg.	Ref. No.	Part Number	Description	Pg.	Ref. No.
10-30663	SCREW, HARNESS LEADS TO TERMINAL BLOCK (3/8")	47	10	10-33615	SCREW, WOOD - TERMINAL BLOCK TO TRANSOM	13	73
10-30663	SCREW, HARNESS LEADS TO TERMINAL BLOCK (3/8")	51	19	10-33684	SCREW, INLET COVER TO TRANSOM (3")	13	82
10-31903	SCREW, HYDRAULIC PUMP HARNESS CLIP TO BOAT	11	37	10-33684	SCREW, INLET COVER TO TRANSOM (3")	15	82
10-31972	SCREW, LATCH TO STEERING LEVER HOUSING	7	84	10-33684	SCREW, INLET COVER TO TRANSOM (3")	23	70
10-32024	SCREW, WIRING HARNESS CLAMP TO CONTROL PANEL (3/8")	59	36	10-33684	SCREW, INLET COVER TO TRANSOM (3")	23	70
10-32527	SCREW, REVERSE HOOKS TO REVERSE HOOK ARM	15	104	10-33684	SCREW, INLET COVER TO TRANSOM (3")	31	86
10-32527	SCREW, REVERSE HOOKS TO REVERSE HOOK ARM	23	87	10-33684	SCREW, INLET COVER TO TRANSOM (3")	31	86
10-32527	SCREW, REVERSE HOOKS TO REVERSE HOOK ARM	31	102	10-33684	SCREW, INLET COVER TO TRANSOM (3")	31	86
10-32759	SCREW, CATCH TO CLAMP NUT	7	80	10-33684	SCREW, INLET COVER TO TRANSOM (3")	53	42
10-32866	SCREW, CONTROL PANEL TO DASHBOARD (2")	13	51	10-34071	SCREW, FLANGE - ADAPTOR TO GEAR HOUSING	3	19
10-32866	SCREW, CONTROL PANEL TO DASHBOARD (2")	21	37	10-34290	SCREW, STARTER SOLENOID TO MOUNTING BRACKET (5/8")	27	34
10-32866	SCREW, CONTROL PANEL TO DASHBOARD (2")	29	52	10-34290	SCREW, STARTER SOLENOID TO MOUNTING BRACKET (5/8")	47	30
10-32866	SCREW, CONTROL PANEL TO DASHBOARD (2")	49	47	10-34290	SCREW, STARTER SOLENOID TO MOUNTING BRACKET (5/8")	51	35
10-32866	SCREW, CONTROL PANEL TO DASHBOARD (2")	53	55	10-34290	SCREW, TRIM INDICATOR CABLE CLAMP TO TAB	57	30
10-32866	SCREW, REMOTE CONTROL PANEL TO DASHBOARD	5	57	10-34334	SCREW, TERMINAL BLOCK FASTENING (3/4")	41	10
10-32989	SCREW, ROCKER SWITCH TO CONTROL PANEL	13	58	10-35263	BOLT MOUNTING BRACKET TO TRANSOM (3 1/2")	9	12
10-32989	SCREW, ROCKER SWITCH TO CONTROL PANEL	21	44	10-35263	BOLT, HYDRAULIC PUMP BRACKET TO BOAT (3 1/2")	25	20
10-32989	SCREW, ROCKER SWITCH TO CONTROL PANEL	29	59	10-35263	BOLT, HYDRAULIC PUMP BRACKET TO BOAT (3 1/2")	51	21
10-32989	SCREW, ROCKER SWITCH TO REMOTE CONTROL PANEL	5	53	10-35263	BOLT, MOUNTING BRACKET TO TRANSOM (3 1/2")	17	16
10-32989	SCREW,ROCKER SWITCH TO CONTROL PANEL	53	63	10-35263	BOLT, MOUNTING BRACKET TO TRANSOM (3 1/2")	39	2
10-33615	SCREW, WIRING HARNESS CLIP TO BOAT (1")	41	3	10-35305	SCREW, VALVE ASSEMBLY TO MOUNTING BRACKET (3 1/4")	9	29
10-33615	SCREW, WOOD - CONTROL HARNESS CLAMP TO BOAT	13	66	10-35383	SCREW, VALVE ASSEMBLY TO HYDRAULIC PUMP (2 3/4")	9	20
10-33615	SCREW, WOOD - CONTROL HARNESS CLAMP TO BOAT	21	52	10-35401	SCREW, LIFT AND CONNECTING HOSE CLIPS TO TRANSOM	15	91
10-33615	SCREW, WOOD - CONTROL HARNESS CLAMP TO BOAT	29	67	10-35401	SCREW, LIFT AND CONNECTING HOSE CLIPS TO TRANSOM	21	59
10-33615	SCREW, WOOD - CONTROL HARNESS CLAMP TO BOAT	53	70	10-35401	SCREW, LIFT AND CONNECTING HOSE CLIPS TO TRANSOM	21	59

PARTS INDEX

Part Number	Description	Pg.	Ref. No.	Part Number	Description	Pg.	Ref. No.
10-35401	SCREW, LIFT AND CONNECTING HOSE CLIPS TO TRANSOM	29	75	10-48060	SCREW, TAB TO CONTROL PANEL	57	28
10-35401	SCREW, LIFT AND CONNECTING HOSE CLIPS TO TRANSOM	53	52	10-48063	SCREW, TRIM INDICATOR TO CONTROL PANEL (1/2")	59	39
10-35401	SCREW, LIFT HOSE CLIP TO TRANSOM (#10)	49	40	10-48307	SCREW, TRIM INDICATOR SENDER TO TRANSOM (5 1/2")	55	9
10-35401	SCREW, TRIM INDICATOR CABLE CLIP TO TRANSOM (1")	57	15	10-48307	SCREW, TRIM INDICATOR SENDER TO TRANSOM (5 1/2")	55	9
10-35401	SCREW, TRIM INDICATOR CABLE CLIP TO TRANSOM (1")	57	15	10-48308	SCREW, TRIM INDICATOR SENDER TO TRANSOM (3 3/4")	55	9
10-35401	SCREW, WOOD - EXTENSION HOSE CLIP TO TRANSOM	39	10	10-48308	SCREW, TRIM INDICATOR SENDER TO TRANSOM (3 3/4")	55	9
10-35401	SCREW, WOOD - EXTENSION HOSE CLIP TO TRANSOM	39	10	10-49597	SCREW, BRACKET TO CONTROL PANEL (3/8")	59	42
10-35401	SCREW, WOOD - HYDRAULIC PUMP HARNESS CLIP TO BOAT	11	38	10-59784	SCREW, PUMP MOUNTING BRACKET ATTACHING (1")	61	3
10-35401	SCREW, WOOD - LIFT HOSE CLIP TO TRANSOM	15	86	10-62568	SCREW, WIRE TO EXTENSION BRACKET ATTACHING (3/8")	63	16
10-35401	SCREW, WOOD - LIFT HOSE CLIP TO TRANSOM	15	86	11-20083	NUT, STARTER SOLENOID TERMINAL (5/ 16)	37	15
10-35401	SCREW, WOOD - LIFT HOSE CLIP TO TRANSOM	23	74	11-20083	NUT, STARTER SOLENOID TERMINAL (5/ 16- 24)	43	14
10-35401	SCREW, WOOD - LIFT HOSE CLIP TO TRANSOM	23	74	11-20083	NUT, STARTER SOLENOID TERMINAL (5/ 16- 24)	41	15
10-35401	SCREW, WOOD - LIFT HOSE CLIP TO TRANSOM	31	90	11-20083	NUT, STARTER SOLENOID TERMINAL (5/16")	17	13
10-35401	SCREW, WOOD - LIFT HOSE CLIP TO TRANSOM	31	90	11-20083	NUT, STARTER SOLENOID TERMINAL (5/16")	25	29
10-35401	SCREW, WOOD - LIFT HOSE CLIP TO TRANSOM	53	46	11-20083	NUT, STARTER SOLENOID TERMINAL (5/16")	47	27
10-36137	SCREW, HOSE BLOCK TO GIMBAL HOUSING (1")	13	76	11-20083	NUT, STARTER SOLENOID TERMINAL (5/16")	51	30
10-36137	SCREW, HOSE BLOCK TO GIMBAL HOUSING (1")	23	66	11-20083	NUT, STARTING SWITCH SOLENOID TERMINAL (5/16-24)	3	38
10-36137	SCREW, HOSE BLOCK TO GIMBAL HOUSING (1")	31	82	11-20190	NUT, CONTROL PANEL SCREW	13	53
10-38257	SCREW VENT- HYDRAULIC PUMP	25	5	11-20190	NUT, CONTROL PANEL SCREW	21	39
10-38257	SCREW, VENT - HYDRAULIC PUMP	33	7	11-20190	NUT, CONTROL PANEL SCREW	29	54
10-38792	SCREW, ROCKER SWITCH TO CONTROL PANEL	49	53	11-20190	NUT, CONTROL PANEL SCREW	49	48
10-45265	SCREW, BLEED - TRIM INDICATOR SENDER	55	2	11-20190	NUT, CONTROL PANEL SCREW	53	57
10-45265	SCREW, BLEED - TRIM INDICATOR SENDER	55	2	11-20190	NUT, REMOTE CONTROL PANEL SCREW	5	60
10-45765	SCREW, HYDRAULIC PUMP LO TRANSOM PLATE(4 1/4")	25	--	11-20220	NUT, TRANSOM PLATE BOLT (1/2 - 20)	5	77
10-46918	SCREW, VENT - HYDRAULIC PUMP	47	3	11-20586	NUT, CLAMP SCREW	37	23
10-46918	SCREW, VENT - HYDRAULIC PUMP	51	5	11-20586	NUT, STARTER SOLENOID SCREW	37	18
				11-20645	NUT, CONTROL HARNESS CLAMP SCREW	13	68

PARTS INDEX

Part Number	Description	Pg.	Ref. No.	Part Number	Description	Pg.	Ref. No.
11-20645	NUT, CONTROL HARNESS CLAMP SCREW	21	54	11-21825	NUT, STARTER SOLENOID SCREW	47	32
11-20645	NUT, CONTROL HARNESS CLAMP SCREW	29	69	11-21825	NUT, STARTER SOLENOID SCREW	51	37
11-20645	NUT, CONTROL HARNESS CLAMP SCREW	53	72	11-21908	NUT, HYDRAULIC PUMP SCREW	61	8
11-20645	NUT, EXTENSION WIRING HARNESS CLAMP SCREW	43	6	11-23161	NUT, TRIM INDICATOR SENDER SCREW	55	11
11-20645	NUT, HYDRAULIC PUMP HARNESS SCREW	17	23	11-23161	NUT, TRIM INDICATOR SENDER SCREW	57	11
11-20645	NUT, HYDRAULIC PUMP HARNESS SCREW	37	8	11-24652	NUT, FLANGE CLAMP TENSION SCREW	3	22
11-20645	NUT, IGNITION SWITCH JUMPER WIRE SCREW	5	64	11-26768	NUT, EXTENSION WIRING HARNESS CLAMP	63	3
11-20645	NUT, MOTOR TO GEAR HOUSING STUD	3	16	11-26768	NUT, EXTENSION WIRING HARNESS CLAMP SCREW	43	9
11-20645	NUT, MOUNTING BRACKET TO HYDRAULIC PUMP THRU BOLT	27	38	11-33825	NUT, INLET COVER SCREW	15	84
11-20645	NUT, MOUNTING BRACKET TO HYDRAULIC PUMP THRU BOLT	47	36	11-33825	NUT, INLET COVER SCREW	15	84
11-20645	NUT, MOUNTING BRACKET TO HYDRAULIC PUMP THRU BOLT	51	39	11-33825	NUT, INLET COVER SCREW	23	72
11-20645	NUT, SOLENOID TERMINAL	63	7	11-33825	NUT, INLET COVER SCREW	23	72
11-20645	NUT, STARTEL SOLENOID TERMINAL (#10)	37	13	11-33825	NUT, INLET COVER SCREW	31	88
11-20645	NUT, STARTER SOLENOID TERMINAL (#10)	17	15	11-33825	NUT, INLET COVER SCREW	31	88
11-20645	NUT, STARTER SOLENOID TERMINAL (#10)	25	27	11-33825	NUT, INLET COVER SCREW	53	44
11-20645	NUT, STARTER SOLENOID TERMINAL (#10)	47	25	11-33825	NUT, REVERSE HOOKS SCREW	15	106
11-20645	NUT, STARTER SOLENOID TERMINAL (#10)	51	28	11-33825	NUT, REVERSE HOOKS SCREW	23	89
11-20645	NUT, STARTER SOLENOID TERMINAL (#10-32)	41	17	11-33825	NUT, REVERSE HOOKS SCREW	31	104
11-20645	NUT, STARTER SOLENOID TERMINAL (10-32)	43	12	11-34388	NUT, CONTROL HARNESS CLAMP SCREW	53	75
11-20645	NUT, STARTING SWITCH SOLENOID TERMINAL (10-32)	3	37	11-34388	NUT, WIRING HARNESS CLAMP SCREW	49	61
11-20645	NUT, TILT SWITCH LEAD TO WIRING HARNESS LEAD SCREW	49	57	11-34932	NUT, TILT CYLINDER ANCHOR PIN	11	45
11-20958	NUT TRANSOM PLATE BOLT (1/2 - 13)	7	78	11-34932	NUT, TILT CYLINDER ANCHOR PIN	19	30
11-21528	NUT, HYDRAULIC PUMP MOUNTING SCREW OR STUD	47	22	11-34932	NUT, TILT CYLINDER ANCHOR PIN	27	45
11-21528	NUT, HYDRAULIC PUMP SCREW	25	--	11-34932	NUT, TILT CYLINDER ANCHOR PIN	45	9
11-21528	NUT, MOUNTING BRACKET SCREW	25	24	11-34932	NUT, TILT CYLINDER PIN	11	49
11-21528	NUT, MOUNTING BRACKET SCREW	51	25	11-34932	NUT, TILT CYLINDER PIN	19	35
11-21825	NUT, BRACKET ATTACHING SCREW	63	13	11-34932	NUT, TILT CYLINDER PIN	27	50
				11-35258	NUT, JAM - HIGH PRESSURE PISTON	9	27
				11-35304	NUT, HYDRAULIC PUMP BOLT	25	21
				11-35304	NUT, HYDRAULIC PUMP BOLT	51	22
				11-35304	NUT, MOUNTING BRACKET BOLT	17	17
				11-35304	NUT, MOUNTING BRACKET BOLT	39	3
				11-35304	NUT, MOUNTING BRACKET TO TRANSOM BOLT	9	13
				11-35307	NUT, VALVE ASSEMBLY TO MOUNTING BRACKET SCREW	9	30

PARTS INDEX

Part Number	Description	Pg.	Ref. No.	Part Number	Description	Pg.	Ref. No.
11-35814	NUT, TILT CYLINDER ANCHOR PIN	11	45	12-29245	WASHER, LIFT HOSE CLIP SCREW	15	87
11-35814	NUT, TILT CYLINDER ANCHOR PIN	17	30	12-29245	WASHER, LIFT HOSE CLIP SCREW	15	87
11-35814	NUT, TILT CYLINDER ANCHOR PIN	27	45	12-29245	WASHER, LIFT HOSE CLIP SCREW	23	75
11-35814	NUT, TILT CYLINDER ANCHOR PIN	45	15	12-29245	WASHER, LIFT HOSE CLIP SCREW	23	75
11-35814	NUT, TILT CYLINDER STUD	11	49	12-29245	WASHER, LIFT HOSE CLIP SCREW	31	91
11-35814	NUT, TILT CYLINDER STUD	19	35	12-29245	WASHER, LIFT HOSE CLIP SCREW	31	91
11-35814	NUT, TILT CYLINDER STUD	27	50	12-29245	WASHER, LIFT HOSE CLIP SCREW	53	47
11-35888	NUT, HOSE BLOCK SCREW	13	77	12-29245	WASHER, PUMP MOUNTING BRACKET	61	4
11-35888	NUT, HOSE BLOCK SCREW	23	67	12-29245	WASHER, REVERSE HOOKS SCREW	15	105
11-35888	NUT, HOSE BLOCK SCREW	31	83	12-29245	WASHER, REVERSE HOOKS SCREW	23	88
11-37984	NUT, LOCK - GUIDE TUBE TO TRIM INDICATOR SENDER	55	5	12-29245	WASHER, REVERSE HOOKS SCREW	31	103
11-37984	NUT, LOCK - GUIDE TUBE TO TRIM INDICATOR SENDER	55	5	12-29395	WASHER, TILT CYLINDER ANCHOR PIN	45	8
11-46887	NUT, TRIM INDICATOR CABLE CLAMP SCREW . .	59	32	12-29629	WASHER, WORM GEAR . . .	3	6
11-48067	RETAINER, LEVER ARM TO TRIM INDICATOR	57	24	12-29954	WASHER, WHEEL GEAR TO SHAFT SCREW	3	27
11-68292	NUT, SOLENOID TERMINAL	63	9	12-30191	WASHER, MOTOR WIRE TO RESISTOR SCREW	5	41
12-20128	WASHER, MOTOR TO GEAR HOUSING STUD	3	15	12-30971	WASHER, INLET COVER SCREW	15	83
12-20260	WASHER, SEALING - HYDRAULIC PUMP FILLER SCREW	47	6	12-30971	WASHER, INLET COVER SCREW	15	83
12-20260	WASHER, SEALING - HYDRAULIC PUMP FILLER SCREW	51	4	12-30971	WASHER, INLET COVER SCREW	23	71
12-20260	WASHER, SEALING - HYDRAULIC PUNLP FILLER SCREW	25	4	12-30971	WASHER, INLET COVER SCREW	23	71
12-20260	WASHER, SEALING- FILLER SCREW	33	9	12-30971	WASHER, INLET COVER SCREW	31	87
12-20533	WASHER, CLAMP SCREW . .	37	22	12-30971	WASHER, INLET COVER SCREW	31	87
12-20533	WASHER, STARTER SOLENOID SCREW	37	17	12-30971	WASHER, INLET COVER SCREW	53	43
12-20533	WASHER, TRIM INDICATOR CABLE CLAMP SCREW . .	57	31	12-32620	WASHER, SEALING - TRANSOM PLATE BOLT . .	5	76
12-20546	WASHER, HYDRAULIC PUMP SCREW	39	5	12-33110	WASHER, FIBER - CONTROL PANEL SCREW	13	52
12-20546	WASHER, MOUNTING BRACKET SCREW	25	23	12-33110	WASHER, FIBER - CONTROL PANEL SCREW	21	38
12-20546	WASHER, MOUNTING BRACKET SCREW	51	24	12-33110	WASHER, FIBER - CONTROL PANEL SCREW	29	53
12-20878	WASHER, CONTROL HARNESS CLAMP SCREW	13	65	12-33110	WASHER, FIBER - CONTROL PANEL SCREW	53	56
12-20878	WASHER, CONTROL HARNESS CLAMP SCREW	21	51	12-33110	WASHER, REMOTE CONTROL PANEL SCREW	5	58
12-20878	WASHER, CONTROL HARNESS CLAMP SCREW	29	66	12-35287	WASHER, SPRING - TILT CYLINDER STUD	11	48
12-20878	WASHER, CONTROL HARNESS CLAMP SCREW	53	69	12-35287	WASHER, SPRING - TILT CYLINDER STUD	19	33
12-20878	WASHER, REMOTE CONTROL PANEL SCREW	5	59				

PARTS INDEX

Part Number	Description	Pg.	Ref. No.	Part Number	Description	Pg.	Ref. No.
12-36041	WASHER TILT CYLINDER			13-26992	LOCKWASHER, CONTROL		
	ANCHOR PIN (33/64" I. D.)	11	42		VALVE SCREW	25	14
12-36041	WASHER, TILT CYLINDER			13-26992	LOCKWASHER, CONTROL		
	ANCHOR PIN (33/64" I. D.)	27	42		VALVE SCREW	47	14
12-36041	WASHER, TILT CYLINDER			13-26992	LOCKWASHER, CONTROL		
	ANCHOR PIN	45	12		VALVE SCREW	51	15
12-36041	WASHER, TILT CYLINDER			13-26992	LOCKWASHER, MOUNTING		
	ANCHOR PIN (33/64" I.D.)	17	27		BRACKET SCREW	27	33
12-36042	WASHER, TILT CYLINDER			13-26992	LOCKWASHER, MOUNTING		
	ANCHOR PIN (11/32" I. D.)	27	44		BRACKET SCREW	47	34
12-36042	WASHER, TILT CYLINDER			13-26992	LOCKWASHER, MOUNTING		
	ANCHOR PIN	45	14		BRACKET SCREW	51	34
12-36042	WASHER, TILT CYLINDER			13-26992	LOCKWASHER, STARTER		
	ANCHOR PIN (11/32" I. D.)	11	44		SOLENOID SCREW	27	35
12-36042	WASHER, TILT CYLINDER			13-26992	LOCKWASHER, STARTER		
	ANCHOR PIN (11/32" I.D.)	17	29		SOLENOID SCREW	47	31
12-36136	WASHER, SPRING - TILT			13-26992	LOCKWASHER, STARTER		
	CYLINDER PIN	11	48		SOLENOID SCREW	51	36
12-36136	WASHER, SPRING - TILT			13-26992	LOCKWASHER, WHEEL		
	CYLINDER PIN	19	33		GEAR TO SHAFT SCREW	3	28
12-36136	WASHER, SPRING - TILT			13-26993	LOCKWASHER, HYDRAULIC		
	CYLINDER PIN	27	48		PUMP SCREW	17	9
12-36140	WASHER, TILT CYLINDER			13-26993	LOCKWASHER, HYDRAULIC		
	ANCHOR PIN (41/64" I. D.)	11	42		PUMP SCREW	39	5
12-36140	WASHER, TILT CYLINDER			13-26993	LOCKWASHER, SOLENOID		
	ANCHOR PIN (41/64" I. D.)	17	27		TERMINAL NUT	63	8
12-36140	WASHER, TILT CYLINDER			13-26993	LOCKWASHER, STARTER		
	ANCHOR PIN (41/64" I. D.)	27	42		SOLENOID TERMINAL		
12-36141	WASHER, TILT CYLINDER				(5/16")	17	12
	ANCHOR PIN (25/64" I. D.)	11	44	13-26993	LOCKWASHER, STARTER		
12-36141	WASHER, TILT CYLINDER				SOLENOID TERMINAL		
	ANCHOR PIN (25/64" I. D.)	19	29		(5/16")	25	28
12-36141	WASHER, TILT CYLINDER			13-26993	LOCKWASHER, STARTER		
	ANCHOR PIN (25/64" I.D.)	27	44		SOLENOID TERMINAL		
12-37385	WASHER, TILT CYLINDER				(5/16")	41	14
	STUD	19	34	13-26993	LOCKWASHER, STARTER		
12-37385	WASHER, TILT CYLINDER				SOLENOID TERMINAL		
	STUD	27	49		(5/16")	47	26
12-38742	WASHER, TRIM INDICATOR			13-26993	LOCKWASHER, STARTER		
	SENDER SCREW	55	10		SOLENOID TERMINAL		
12-38742	WASHER, TRIM INDICATOR				(5/16")	51	29
	SENDER SCREW	55	10	13-26993	LOCKWASHER, STARTER		
12-39636	WASHER, TILT CYLINDER				SOLENOID TERMINAL		
	ANCHOR PIN	45	11		(5/16)	37	14
12-39637	WASHER, TILT CYLINDER			13-26993	LOCKWASHER, STARTER		
	ANCHOR PIN	45	5		SOLENOID TERMINAL		
12-39782	WASHER, RUBBER - TILT				(5/16)	43	13
	CYLINDER ANCHOR PIN .	45	7	13-26995	LOCKWASHER, GEAR		
12-48737	WASHER, LEVER ARM	57	23		HOUSING COVER TO		
12-49199	WASHER, INLET COVER;				GEAR HOUSING SCREW	3	33
	LATE STYLE	49	43	13-26995	LOCKWASHER, MOTOR		
13-21547	LOCKWASHER. CATCH TO				WIRE TO RESISTOR		
	CLAMP NUT SCREW	7	81		SCREW	5	42
13-21804	LOCKWASHER, TRIM			13-26995	LOCKWASHER, SOLENOID		
	INDICATOR SENDER				COVER TO GEAR		
	SCREW	55	10		HOUSING SCREW	5	50
13-21804	LOCKWASHER, TRIM			13-26996	LOCKWASHER, PLATE		
	INDICATOR SENDER				THRU BOLT	35	5
	SCREW	55	10	13-26996	LOCKWASHER, SOLENOID		
					TERMINAL NUT	63	6

PARTS INDEX

Part Number	Description	Pg.	Ref. No.	Part Number	Description	Pg.	Ref. No.
13-26996	LOCKWASHER, STARTER SOLENOID TERMINAL (#10)	17	14	17-36057	PIN, TILT CYLINDER TO GIMBAL RING	11	47
13-26996	LOCKWASHER, STARTER SOLENOID TERMINAL (#10)	25	26	17-36057	PIN, TILT CYLINDER TO GIMBAL RING	19	32
13-26996	LOCKWASHER, STARTER SOLENOID TERMINAL (#10)	37	12	17-36131	PIN, ANCHOR - TILT CYLINDER TO DRIVE SHAFT HOUSING	11	40A
13-26996	LOCKWASHER, STARTER SOLENOID TERMINAL (#10)	41	16	17-36131	PIN, ANCHOR - TILT CYLINDER TO DRIVE SHAFT HOUSING	17	25A
13-26996	LOCKWASHER, STARTER SOLENOID TERMINAL (#10)	43	11	17-36131	PIN, ANCHOR - TILT CYLINDER TO DRIVE SHAFT HOUSING	27	40A
13-26996	LOCKWASHER, STARTER SOLENOID TERMINAL (#10)	47	24	17-39640	PIN, ANCHOR - TILT CYLINDER TO GIMBAL HOUSING	45	10
13-26996	LOCKWASHER, STARTER SOLENOID TERMINAL (#10)	51	27	17-39641	PIN, ANCHOR - TILT CYLINDER TO DRIVE SHAFT HOUSING	45	2
13-26996	LOCKWASHER, THRU BOLT	33	18	18-32521	COTTER PIN, SHOCK ABSORBER PIN RETAINING - GIMBAL RING (2 1/4")	15	96
13-26996	LOCKWASHER, VALVE BODY SCREW	35	16	18-32521	COTTER PIN, SHOCK ABSORBER PIN RETAINING - GIMBAL RING (2 1/4")	23	79
13-27660	LOCKWASHER, HYDRAULIC PUMP THRU BOLT	27	37	18-32521	COTTER PIN, SHOCK ABSORBER PIN RETAINING - GIMBAL RING (2 1/4")	31	95
13-27660	LOCKWASHER, HYDRAULIC PUMP THRU BOLT	47	35	18-32521	COTTER PIN, SHOCK ABSORBER PIN RETAINING - GIMBAL RING (2 1/4")	15	95
13-27660	LOCKWASHER, HYDRAULIC PUMP THRU BOLT	51	38	18-32521	COTTER PIN, SHOCK ABSORBER PIN RETAINING - GIMBAL RING (2 1/2")	23	78
13-31030	WASHER, WAVE - WORM GEAR	3	5	18-35017	COTTER PIN, HINGE PIN RETAINING - GIMBAL RING (2 1/2")	31	94
13-37642	WASHER, WAVE - TILT CYLINDER ANCHOR PIN	45	6	18-35017	COTTER PIN, HINGE PIN RETAINING - GIMBAL RING (2 1/2")	9	16
13-39107	LOCKWASHER, HYDRAULIC PUMP SCREW	61	6	18-35017	COTTER PIN, HINGE PIN RETAINING - GIMBAL RING (2 1/2")	11	32
13-46917	LOCKWASHER, HYDRAULIC PUMP VENT SCREW	47	4	18-35017	COTTER PIN, HINGE PIN RETAINING - GIMBAL RING (2 1/2")	9	28
13-46917	LOCKWASHER, VENT SCREW	51	6	18-35017	COTTER PIN, HINGE PIN RETAINING - GIMBAL RING (2 1/2")	11	34
16-21831	STUD, HYDRAULIC PUMP TO TRANSOM PLATE (MARINE 80 ONLY)	47	21	18-35017	COTTER PIN, HINGE PIN RETAINING - GIMBAL RING (2 1/2")	9	21
16-35294	STUD, TILT CYLINDER TO GIMBAL RING	11	47	22-21290	PLUG, PIPE - VALVE BODY (SIDE)	13	75
16-35294	STUD, TILT CYLINDER TO GIMBAL RING	19	32	22-31164	PLUG, PIPE - HOSE BLOCK	23	65
16-35294	STUD, TILT CYLINDER TO GIMBAL RING	27	47	22-3525	PLUG, PIPE - HOSE BLOCK	31	81
17-20564	ROLL PIN, COUPLING	3	12	22-35257	CONNECTOR, LIFT HOSE TO COUPLER NIPPLE	11	35
17-23928	ROLL PIN, MOTOR	3	14	22-35268	COUPLING VENT NIPPLE	9	5
17-35290	PIN, ANCHOR - TILT CYLINDER TO DRIVE SHAFT HOUSING	11	40	22-35268	COUPLER ASSEMBLY	9	31
17-35290	PIN, ANCHOR - TILT CYLINDER TO DRIVE SHAFT HOUSING	17	25	22-35268			
17-35290	PIN, ANCHOR - TILT CYLINDER TO DRIVE SHAFT HOUSING	27	40	22-35269			

PARTS INDEX

Part Number	Description	Pg.	Ref. No.	Part Number	Description	Pg.	Ref. No.
22-36171	TEE, LIFT HOSE TO REDUCER BUSHING	11	33	23-32960	RACE, THRUST - WORM GEAR	3	3
22-36567	ELBOW VENT NIPPLE TO HYDRAULIC PUMP	9	3	23-35278	BUSHING, TAPERED - TILT CYLINDER ANCHOR PIN	11	43
22-37363	TEE, CONNECTING HOSE TO LIFT HOSES	21	56	23-35278	BUSHING, TAPERED - TILT CYLINDER ANCHOR PIN	17	28
22-37363	TEE, CONNECTING HOSE TO LIFT HOSES	29	72	23-35278	BUSHING, TAPERED - TILT CYLINDER ANCHOR PIN	27	43
22-37363	TEE, CONNECTING HOSE TO LIFT HOSES	53	49	23-35278	BUSHING, TAPERED - TILT CYLINDER ANCHOR PIN	45	13
22-37363	TEE, HYDRAULIC PUMP HOSE	37	26	23-35283	SLEEVE, RUBBER - TILT CYLINDER ANCHOR PIN	27	41
22-37364	CONNECTOR, VENT TUBE TO HYDRAULIC PUMP	17	5	23-35283	SLEEVE, RUBBER - TILT CYLINDER ANCHOR PIN	11	41
22-37364	CONNECTOR, VENT TUBE TO HYDRAULIC PUMP	37	5	23-35283	SLEEVE, RUBBER - TILT CYLINDER ANCHOR PIN	17	26
22-38402	UNION, LIFT HOSE TO EXTENSION HOSE	39	8	23-35977	GROMMET, HYDRAULIC HOSE	49	38
22-38402	UNION, LIFT HOSE TO EXTENSION HOSE	39	8	23-35977	GROMMET, LIFT HOSE	13	79
22-38609	PLUG, CONTROL VALVE (3/8-24")	25	12	23-35977	GROMMET, LIFT HOSE	21	63
22-38609	PLUG, CONTROL VALVE (3/8-24")	47	12	23-35977	GROMMET, LIFT HOSE	29	79
22-38609	PLUG, CONTROL VALVE (3/8-24")	51	13	23-36138	SLEEVE, TILT CYLINDER ANCHOR PIN	11	46
22-38752	ELBOW, CONNECTING HOSE TO TILT CYLINDERS	49	44	23-36138	SLEEVE, TILT CYLINDER ANCHOR PIN	19	31
22-48169	ELBOW, HYDRAULIC HOSE TO TRIM INDICATOR SENDER	55	8	23-36138	SLEEVE, TILT CYLINDER ANCHOR PIN	27	46
22-48169	ELBOW, HYDRAULIC HOSE TO TRIM INDICATOR SENDER	55	8	23-36139	SPACER, RUBBER - TILT CYLINDER ANCHOR PIN	11	41
22-48176	CONNECTOR, GUIDE TUBE	55	7	23-36139	SPACER, RUBBER - TILT CYLINDER ANCHOR PIN	17	26
22-48176	CONNECTOR, GUIDE TUBE	55	7	23-36139	SPACER, RUBBER - TILT CYLINDER ANCHOR PIN	27	41
22-49718	NUT, HYDRAULIC TUBING	39	13	23-36175	GROMMET, CONNECTING HOSE	13	79
23-28055	BUSHING, TAPERED - TILT CYLINDER ANCHOR PIN	11	43	23-36175	GROMMET, CONNECTING HOSE	23	63
23-28055	BUSHING, TAPERED - TILT CYLINDER ANCHOR PIN	17	28	23-36175	GROMMET, CONNECTING HOSE	29	79
23-28055	BUSHING, TAPERED - TILT CYLINDER ANCHOR PIN	27	43	23-36220	SPACER, SHOCK ABSORBER	15	97
23-32914	SLEEVE, HYDRAULIC PUMP HARILESS	37	9	23-36220	SPACER, SHOCK ABSORBER	23	80
23-32914	SLEEVE, HYDRAULIC PUMP HARNESS	17	21	23-36220	SPACER, SHOCK ABSORBER	31	96
23-32914	SLEEVE, IGNITION SWITCH JUMPER WIRE	5	65	23-36273	SPACER, IGNITION SWITCH	5	-
23-32914	SLEEVE, NEOPRENE - TILT SWITCH LEAD	49	58	23-36273	SPACER, IGNITION SWITCH	13	54
23-32942	BUSHING, BEARING CARRIER	3	9	23-36273	SPACER, IGNITION SWITCH	21	40
23-32942	BUSHING, WORM GEAR - GEAR HOUSING	3	2	23-36534	SPACER, HYDRAULIC PUMP SCREW	61	7
23-32944	BUSHING, WHEEL GEAR - GEAR HOUSING	3	25	23-37961	SLEEVE, TERMINAL ENDS	41	7
23-32959	BUSHING, THRUST - WHEEL GEAR	3	24	23-38203	SLEEVE, HYDRAULIC TUBING	57	12
				23-38203	SLEEVE, HYDRAULIC TUBING	57	12
				23-39638	SLEEVE, RUBBER - TILT CYLINDER ANCHOR PIN	45	4
				23-39639	SLEEVE, TILT CYLINDER ANCHOR PIN	45	3
				23-45773	SPACER, IGNITION SWITCH	29	55

PARTS INDEX

Part Number	Description	Pg.	Ref. No.	Part Number	Description	Pg.	Ref. No.
23-45773	SPACER, IGNITION SWITCH	53	59	25-37831	"O" RING COUPLER	9	--
23-46047	SPACER, HYDRAULIC PUMP SCREW	25	--	25-45016	"O" RING, BLEED SCREW . .	55	3
23-46047	SPACER, HYDRAULIC PUMP SCREW	51	--	25-45016	"O" RING, BLEED SCREW . .	55	3
23-48735	BUSHING, LEVER ARM	57	22	27-32950	GASKET, GEAR HOUSING COVER TO GEAR HOUSING	3	30
23-52570	SLEEVE, RUBBER - CONTROL PANEL	59	38	27-36079	GASKET, INLET COVER . . .	13	81
24-31966	SPRING TORSION- LATCH . .	7	82	27-36079	GASKET, INLET COVER . . .	13	81
24-33761	SPRING, TENSION - REVERSE HOOK TO REVERSE HOOK ARM . . .	15	103	27-36079	GASKET, INLET COVER . . .	23	69
24-33761	SPRING, TENSION - REVERSE HOOK TO REVERSE HOOK ARM . . .	23	86	27-36079	GASKET, INLET COVER . . .	23	69
24-33761	SPRING, TENSION - REVERSE HOOK TO REVERSE HOOK ARM . . .	31	101	27-36079	GASKET, INLET COVER . . .	31	85
24-36271	SPRING, UNIVERSAL JOINT BELLOWS	15	100	27-36079	GASKET, INLET COVER . . .	31	85
24-36271	SPRING, UNIVERSAL JOINT BELLOWS	23	83	27-36079	GASKET, INLET COVER . . .	53	41
24-48814	SPRING, TORSION - LEVER ARM	57	21	31-32958	ROLLER BEARING, WORM GEAR	3	4
24-48855	SPRING, TORSION - LEVER ARM	57	21	32-36167	HOSE, LIFT - TEE TO TILT CYLINDER (72")	21	57
25-21706	"O"RING VALVE TO HYDRAULIC PUMP	9	L7	32-36167	HOSE, LIFT - TEE TO TILT CYLINDER (72")	29	73
25-22762	"O" RING LOW PRESSURE PISTON	9	23	32-36167	HOSE, LIFT - TEE TO TILT CYLINDER (72")	53	50
25-23373	"O" RING HIGH PRESSURE PISTON (SMALL)	9	26	32-36167	HOSE, LIFT - VALVE ASSEMBLY TO TILT CYLINDER(72")	15	88
25-25489	GROMMET, SOLENOID COVER	5	48	32-36168	HOSE, CONNECTING - HYDRAULIC PUMP TO HOSE BLOCK (96")	29	78
25-26834	"O" RING HYDRAULIC PUMP TO CONTROL VALVE . . .	25	-	32-36168	HOSE, CONNECTING - VALVE ASSEMBLY TO HOSE BLOCK(96")	13	78
25-26834	"O" RING, HYDRAULIC PUMP	33	1	32-36168	HOSE, LIFT - HOSE BLOCK TO TILT CYLINDER(96") . .	21	62
25-26834	"O" RING, HYDRAULIC PUMP TO C(ONTROL) VALVE	51	--	32-36169	HOSE, CONNECTING - HYDRAULIC PUMP TO HOSE BLOCK (12")	21	61
25-26834	"O" RING, HYDRAULIC PUMP TO CONTROL VALVE	25	2	32-36169	HOSE, CONNECTING - HYDRAULIC PUMP TO TEE (12")	21	55
25-26834	"O" RING, HYDRAULIC PUMP TO CONTROL VALVE	25	2	32-36169	HOSE, CONNECTING - HYDRAULIC PUMP TO TEE (12")	29	71
25-26834	"O" RING, HYDRAULIC PUMP TO CONTROL VALVE	47	2	32-36169	HOSE, LIFT - HOSE BLOCK TO TILT CYLINDER (12") . .	29	77
25-26834	"O" RING, HYDRAULIC PUMP TO CONTROL VALVE	25	2	32-36169	HOSE, LIFT - HOSE BLOCK TO TILT CYLINDER (12") . .	53	48
25-26834	"O" RING, HYDRAULIC PUMP TO CONTROL VALVE	25	2	32-36169A1	HOSE, LIFT - HOSE BLOCK TO TILT CYLINDER(L2") . .	15	89
25-26834	"O" RING, HYDRAULIC PUMP TO CONTROL VALVE	47	2	32-37264A1	HOSE ASSEMBLY, HYDRAULIC PUMP (SEE NOTE 2)	37	25
25-26834	"O" RING, HYDRAULIC PUMP TO CONTROL VALVE	51	2	32-37264A1	TUBE ASSEMBLY, VENT - HYDRAULIC PUMP	17	4
25-26834	"O" RING, HYDRAULIC PUMP TO CONTROL VALVE (SAME AS REFERENCE #2)	47	--	32-38401	TUBE ASSEMBLY, VENT - HYDRAULIC PUMP	37	4
25-26855	"O"RING HYDRAULIC VALVE CAP	9	19	32-38401	HOSE, EXTENSION - HYDRAULIC PUMP TO LIFT HOSE	39	7
				32-38401	HOSE, EXTENSION - HYDRAULIC PUMP TO LIFT HOSE	39	7

PARTS INDEX

Part Number	Description	Pg.	Ref. No.	Part Number	Description	Pg.	Ref. No.
32-38754	HOSE, HYDRAULIC - ELBOW TO HYDRAULIC PUMP (40")	49	45	53-52427	RETAINER, LEVER ARM TO TRIM INDICATOR	57	24
32-38755	HOSE, HYDRAULIC - ELBOW TO TILT CYLINDERS (25 3/4")	49	37	54-22627	CLIP, LIFT HOSES TO TRANSOM (1/2")	49	39
32-52951A1	TUBING, HYDRAULIC (72")	39	12	54-22740	CLAMP, EXTENSION WIRING HARNESS TO BOAT	43	2
32-52951A1	TUBING, HYDRAULIC - SENDER TO REVERSE LOCK VALVE (14")	57	13	54-22740	CLAMP, LEAD HARNESS FASTENING	5	70
32-52951A1	TUBING, HYDRAULIC - SENDER TO REVERSE LOCK VALVE (14")	57	13	54-22740	CLIP, EXTENSION HOSE	39	9
32-52951A1	TUBING, HYDRAULIC - SENDER TO REVERSE LOCK VALVE (14")	57	13	54-22740	CLIP, EXTENSION HOSE	39	9
32-52951A1	TUBING, HYDRAULIC - SENDER TO REVERSE LOCK VALVE (31")	57	13	54-22740	CLIP, LIFT HOSE TO TRANSOM	15	85
32-52951A1	TUBING, HYDRAULIC - SENDER TO REVERSE LOCK VALVE (31")	57	13	54-22740	CLIP, LIFT HOSE TO TRANSOM	23	73
32-52951A1	TUBING, HYDRAULIC - SENDER TO REVERSE LOCK VALVE (31")	57	13	54-22740	CLIP, LIFT HOSE TO TRANSOM	31	89
37-35408	DECAL CONTROL PANEL - INSTRUCTION	29	61	54-22740	CLIP, LIFT HOSE TO TRANSOM	53	45
37-35408	DECAL, CONTROL PANEL - INSTRUCTION	13	60	54-22875	CLAMP, CONTROL HARNESS	13	63
37-35408	DECAL, CONTROL PANEL - INSTRUCTION	21	46	54-22875	CLAMP, CONTROL HARNESS	21	49
37-35408	DECAL, CONTROL PANEL - INSTRUCTION	53	64	54-22875	CLAMP, CONTROL HARNESS ATTACHING	29	64
37-35520	DECAL, HYDRAULIC PUMP	9	2	54-22875	CLAMP, CONTROL HARNESS ATTACHING	53	67
37-36035	DECAL, CONTROL PANEL - "FULL POWER TILT"	13	61	54-22875	CLAMP, LEAD HARNESS AND BATTERY WIRES	5	44
37-36035	DECAL, CONTROL PANEL - "FULL POWER TILT"	21	47	54-22875	CLIP, CONNECTING HOSES TO TRANSOM (7/16")	15	90
37-36035	DECAL, HYDRAULIC PUMP	17	6	54-22875	CLIP, EXTENSION HOSE	39	9
37-36035	DECAL, HYDRAULIC PUMP	37	3	54-22875	CLIP, LIFT HOSES TO TRANSOM (7/16")	21	58
37-36067	DECAL, REMOTE CONTROL PANEL (NOT AS .SHO	5	56	54-22875	CLIP, LIFT HOSES TO TRANSOM (7/16")	29	74
37-37613	DECAL, HYDRAULIC PUMP - OIL INSTRUCTIONS	17	2	54-22875	CLIP, LIFT HOSES TO TRANSOM (7/16")	53	51
37-37613	DECAL, HYDRAULIC PUMP - OIL INSTRUCTIONS	37	2	54-22875	CLIP, WIRING HARNESS TO BOAT	41	2
37-45889	DECAL CONTROL PANEL - "FULL POWER TILT"	29	62	54-23567	CLAMP, WIRING HARNESS TO CONTROL PANEL	59	35
37-45889	DECAL, CONTROL PANEL - "FULL POWER TILT"	53	65	54-23567	CLIP, CONNECTING HOSES TO TRANSOM (9/16")	21	58
38-38706	INSERT, IGNITION SWITCH BEZEL	49	50	54-23567	CLIP, CONNECTING HOSES TO TRANSOM (9/16")	29	74
38-45372	DECAL, INSTRUCTION - HYDRAULIC PUMP	51	9	54-23567	CLIP, HYDRAULIC PUMP HARNESS	11	36
38-45372	DECAL, INSTRUCTION - HYDRAULIC PUMP)	25	6	54-23567	CLIP, LIFT HOSES TO TRANSOM (9/16")	15	90
38-45372	DECAL, OIL INSTRUCTIONS - HYDRAULIC PUMP	47	15	54-24836	CLIP, TRIM INDICATOR CABLE TO TRANSOM	57	14
43-32956	GEAR, WHEEL - GEAR HOUSING	3	26	54-24836	CLIP, TRIM INDICATOR CABLE TO TRANSOM	57	14
43-32957	GEAR, WORM - GEAR HOUSING	3	7	54-26550	CLAMP, WIRING HARNESS TO CONTROL PANEL	59	35
53-25022	RING, RETAINING - WORM GEAR TO GEAR HOUSING	3	10	54-32874	CLIP, LIFT HOSE TO TRANSOM	15	85
53-52427	RETAINER, LEVER ARM TO TRIM INDICATOR	57	24	54-32874	CLIP, LIFT HOSE TO TRANSOM	23	73

PARTS INDEX

Part Number	Description	Pg.	Ref. No.	Part Number	Description	Pg.	Ref. No.
54-32954	CLAMP, ADAPTOR TO GEAR HOUSING	3	20	392-2623	WASHER, THRUST-ARMATURE	33	10
54-35260	CLAMP, HYDRAULIC PUMP HARNESS	9	8	392-2937	SEAL, RESERVIOR TO VALVE BODY AND GEAR	33	5
54-37282	CLAMP, HYDRAULIC PUM(L) HARNESS	25	7	392-2938	BOLT SET, THRU - PLATE AND FRAME TO RESERVIOR	33	17
54-37282	CLAMP, HYDRAULIC PUMP HARNESS	17	18	392-2939	RESERVIOR ASSEMBLY	33	6
54-37282	CLAMP, HYDRAULIC PUMP HARNESS	37	19	392-2940	PLATE ASSEMBLY, COMMUTATOR END	33	14
54-37282	CLAMP, HYDRAULIC PUMP HARNESS	47	16	392-2941	BRUSH SET, COMMUTATOR END PLATE	33	15
54-37282	CLAMP, HYDRAULIC PUMP HARNESS	51	7	392-2942	FIELD AND FRAME ASSEMBLY	33	12
54-46770	CLAMP, CONTROL HARNESS TO HYDRAULIC PUMP	53	73	392-2943	ARMATURE, FIELD AND FRAME	33	11
54-46770	CLAMP, EXTENSION WIRING HARNESS TO PUMP	43	7	392-2944	BALL, COMMUTATOR END PLATE	33	13
54-46770	CLAMP, EXTENSION WIRING HARNESS TO PUMP	63	1	392-3360	VALVE BODY AND GEAR ASSEMBLY	33	2
54-46770	CLAMP, WIRING HARNESS	49	59	393-1572	RESISTOR	3	40
54-48064	CLAMP, TRIM INDICATOR CABLE	57	29	394-1134A2	GROUND STRAP ASSEMBLY, SOLENOID TERMINAL	3	36
89-68258	SOLENOID	63	5	394-1569	TERMINAL, INSTRUMENT PANEL JUMPER WIRE	5	66
91-36399A1	WRENCH ASSEMBLY, SHOCK ABSORBER CAP	15	93	394-1569	TERMINAL, INSTRUMENT PANEL JUMPER WIRE	5	66
91-37681A1	WRENCH ASSEMBLY, SHOCK ABSORBER CAP	23	76				
91-37681A1	WRENCH ASSEMBLY, SHOCK ABSORBER CAP	31	92				
92-36340-1	ADHESIVE, UNIVERSAL JOINT BELLOWS	15	99				
92-36340-1	ADHESIVE, UNIVERSAL JOINT BELLOWS	23	82				
92-36340-1	ADHESIVE, UNIVERSAL JOINT BELLOWS	31	98				
392-2525	" O" RING, RE SERVOIR	35	10				
392-2525	" O" RING, VALVE BODY	35	13				
392-2526	VALVE BODY AND GEAR ASSEMBLY	35	12				
392-2527	ARMATURE, FIELD AND FRAME	35	6				
392-2529	SPRING SET, BRUSH TENSION	33	16				
392-2529	SPRING SET, BRUSH TENSION	35	3				
392-2530	RESERVOIR ASSEMBLY	35	9				
392-2531	PLATE ASSEMBLY, COMMUTATOR END	35	1				
392-2532	BRUSH SET, COMMUTATOR END PLATE	35	2				
392-2533	FIELD AND FRAME ASSEMBLY	35	8				
392-2618	CAN, VALVE BODY	33	3				
392-2618	CAN, VALVE BODY	35	14				
392-2622	BOLT SET, THRU - PLATE TO RESERVOIR (3 7/8")	35	4				
392-2623	WASHER, THRUST - ARMATURE	35	7				